

CRIME IN VIRGINIA



JANUARY-DECEMBER, 2018

Virginia Uniform Crime Reporting Program

DEPARTMENT OF STATE POLICE
Colonel Gary T. Settle
Superintendent
RICHMOND

Foreword

Crime is of great concern to all citizens of Virginia. By use of crime statistics, criminal justice agencies can make an informed decision concerning the most efficient and effective manner in which to dedicate their limited resources toward the reduction of crime in their communities. The Uniform Crime Reporting (UCR) Program is a system of collecting and analyzing crime statistics gathered on selected crimes by participating law enforcement agencies throughout the Commonwealth. We acknowledge the efforts made by these agencies in making this report accurate and concise.

All information in this report uses an incident based reporting format. The Incident Based Reporting (IBR) central repository went into production in January 1994. At that time all contributing agencies were given five years to convert their summary system into an incident based system.

In the section, "Group A Offenses By Contributing Agencies," if the agency did not submit an entire year of data, the footnote beside the agency's name represents the number of months of submission. The statewide population for this publication (8,517,685) is a 2018 provisional estimate provided by the Weldon Cooper Center For Public Service, University of Virginia.

In accordance with the *Code of Virginia*, the Department of State Police, as the central repository, collects crime information from participating agencies. The most accurate information available in Virginia is used to generate the statistics contained in this annual report. IBR statistics were originally for police agencies only, but community concern has generated a use by both public and private sources. This use increases yearly. The IBR information has become the primary vehicle used to evaluate levels of criminal activity in jurisdictions throughout Virginia.

The participation and cooperation of all agencies making this publication possible is sincerely appreciated. The quality of the program continues to be maintained through their cooperative efforts.

Colonel Gary T. Settle
Superintendent

Dedication

This publication is dedicated to the memory of the following law enforcement officers who died while performing their duties during 2018.

Police Officer Hunter Edwards
Winchester Police Department

Age: 30

Employed: 4 years



2018 Facts At A Glance

- There were 418,074 Group A Offenses reported by the contributing agencies. (Page 8)
- The total number of incidents of crime was 362,496 and the month of July had the greatest number of offenses reported. (Page 7)
- Of the 18,269 violent crimes reported, 53.4% occurred in the residence/home. (Pages 46 & 47)
- There were 5,835 victims of the 5,598 forcible sex offenses reported by the contributing agencies. (Page 14)
- The theft of financial property accounted for a property loss of \$209,608,338. (Page 61)
- Firearms represented 26% of all known weapons used in aggravated assaults. Of all victims of aggravated assault, 69.5% had some type of injury. (Page 47)
- There were 132,858 Group A arrests reported by the contributing agencies and 146,430 Group B arrests reported. (Pages 74 & 75)
- There were 1,452 assaults on officers reported in Virginia. Approximately one-fifth (20.2%) involved some type of injury to the officer. (Page 57)
- Of the 161 hate crime offenses reported, 41.6% of these were assault offenses or vandalism/damage of property offenses. (Page 53)

Statewide Data collected as of March 18, 2019.

Clearance Rates: The IBR system does not accurately reflect the volume of clearances each department produces in a given year. Additionally, the number of arrests in a jurisdiction does not provide precise offense clearance information in that one person arrested could clear multiple offenses. Please contact individual agencies for incident clearance information.

Table of Contents

I.	2018 VIRGINIA UNIFORM CRIME REPORTING PROGRAM	Page
	A. History	1
	B. UCR System Objectives	1
	C. Incident Based Reporting.....	2
	D. Crime Factors.....	3
	E. Crime Trends.....	4
II.	GROUP A OFFENSES	
	A. Definitions of Categories of Group A Offenses	6
	B. Monthly Group A Offense Categories	7
	C. Crime Clock.....	8
	D. Homicide.....	9
	E. Forcible Sex Offenses	13
	F. Robbery.....	19
	G. Assault Offenses	23
	H. Kidnaping/Abduction.....	27
	I. Burglary	30
	J. Larceny	34
	K. Motor Vehicle Theft.....	37
	L. Arson.....	41
III.	SUMMARY OF GROUP A OFFENSES	
	A. Violent Crime--Relationship of Victim to Offender	46
	B. Violent Crime--Offender(s) Suspected of Using By Offense	46
	C. Violent Crime--Location By Offense.....	47
	D. Violent Crime--Type Weapon/Force Involved.....	48
	E. Violent Crime--Type Injury Sustained	48
	F. Violent Crime--Age, Gender and Race of Victim.....	49
	G. Violent Crime--Age, Gender and Race of Offender	49
	H. Property Crime--Day of Week and Time of Day	50
	I. Property Crime--Other Property Crime Locations	51
	J. Property Crime--Day of Week and Time of Day	51
	K. Property Crime--Victims and Offenders by Race and Gender	52
	L. Hate Crime	53
	M. Victims and Offenders of Hate Crime.....	54
IV.	LAW ENFORCEMENT OFFICERS KILLED AND ASSAULTED	
	A. Officers Assaulted by Activity	56
	B. Officers Assaulted by Weapon	58
	C. Type of Injury Sustained	57
	D. Type of Assignment.....	57
	E. Time of Day	58
	F. Day of Week.....	58

V.	VALUE OF PROPERTY LOSS	
	A. Value of Property Stolen and Recovered by Month.....	60
	B. Value of Property Stolen and Recovered by Type of Property	61
	C. Value of Property Stolen by Type of Property Offense.....	62
VI.	ARREST DATA	
	A. Arrest Data by Reporting Quarter.....	64
	B. Age, Gender and Race of Arrestee.....	65
	C. Drug Arrests - Month.....	66
	D. Drug Arrests - Type of Drug By Age	67
	E. Juvenile Arrests - Offenses By Age	68
	F. Adult Arrests - Group A Offenses by Age	70
	G. Adult Arrests - Group B Offenses by Age	71
	H. Arrests - Group A by Gender	72
	I. Arrests - Group A by Race.....	73
	J. Arrests - Group A - Percent & Rate	74
	K. Group B Arrests by Gender & Percent	75
	L. Group B Arrests by Race	75
VII.	OFFICER INVOLVED SHOOTING	76
VIII.	FULL-TIME LAW ENFORCEMENT	
	EMPLOYEES AND CONTRIBUTING AGENCIES	78
	A. Totals by Agency Type.....	79
	B. Town, County, and City Agencies	80
	C. Other Agencies.....	328
	D. College and University Agencies.....	338
	E. Virginia State Police by Area Office.....	365

Virginia Uniform Crime Reporting Program

HISTORY

Development of the nationwide summary Uniform Crime Reporting (UCR) Program began nearly ninety years ago. In 1930, crime counts were first requested from local police departments, with the Federal Bureau of Investigation designated by Congress to collect, compile, and analyze these figures. The Committee on Uniform Crime Records of the International Association of Chiefs of Police played a primary role in the origin and development of the UCR Program and serves in a strong advisory capacity. In 1966, the National Sheriffs' Association (NSA) established a Committee on Uniform Crime Reporting to serve in an advisory capacity to the NSA membership and the National Uniform Crime Reporting Program. Today, this committee and similar committees within the state law enforcement associations are active in promoting interest in the UCR Program. Standardized offense classifications and scoring procedures to ensure uniformity and consistency of data were major components in all of these reports. All of the Uniform Crime Reports were designed to be a by-product of information that a law enforcement agency should routinely compile for its own efficient administration and performance. The underlying philosophy and focus is and always has been oriented toward the creation of police statistics for use by law enforcement agencies. The unique nature of the program, however, also makes the data invaluable for use by elected officials and the public.

The FBI has actively assisted individual states in the development of statewide programs of police statistics compatible with the national system. These state statistical programs provide the advantage of increased coverage of reporting by law enforcement agencies. State systems also provide direct and frequent service to law enforcement agencies in assuring completeness and quality of information provided by them. Through coordination by the state collection agency, the data is available for use by the state while substantially streamlining the collection and reporting machinery for the national program.

Prior to June 30, 1974, no mandatory uniform crime reporting law existed in Virginia, and of the 288 agencies in the Commonwealth, 162 or 56% were voluntarily reporting directly to the Federal Bureau of Investigation. Effective law enforcement requires the cooperation and coordination of all law enforcement agencies within and among political subdivisions. Such efforts become possible only through the collection and statistical analyses of complete and accurate information.

The need for complete and accurate information on the number of offenses and offenders was long recognized in the state. The system developed in Virginia produced vital information that assisted law enforcement agencies throughout the state by furnishing information for management decisions and planning programs. Virginia has now converted to a more extensive data collection system. This new system is discussed on the following page.

A statewide UCR program informs the Governor, Legislature, local and state law enforcement agencies, other governmental officials, and the public as to the nature, magnitude and trends of crime in Virginia. Through the collection of timely and reliable statistical information, local and state officials are better able to assess the direction and impact of crime.

UCR SYSTEM OBJECTIVES

The fundamental objectives of the Virginia Uniform Crime Reporting Program are:

- (1) To inform the Governor, Legislature, and other governmental officials, and the public as to the nature of the crime problem in Virginia—its magnitude and its trend.
- (2) To provide law enforcement administrators with criminal statistics for administrative and operational use.
- (3) To provide base data and statistics to measure the workload and effectiveness of Virginia's criminal justice system.
- (4) To provide base data and statistics to measure the effects of prevention and deterrence programs.
- (5) To provide base data and statistics for research to improve the efficiency, effectiveness and performance of criminal justice agencies.
- (6) To provide base data to assist in the assessment of social and other causes for the development of theories of criminal behavior.

Incident Based Reporting

Virginia has been publishing crime data in an expanded format since 1994. This reporting system, fully implemented in 2000, is known as Incident Based Reporting (IBR). The following information is furnished to provide an overall description of IBR.

During the preliminary development of IBR by the Federal Bureau of Investigation, advice was solicited from the National Association of State UCR programs, the International Association of Chiefs of Police, the National Sheriffs' Association, the National Alliance of State Drug Enforcement Agencies and other federal, state and local criminal justice agencies.

The guidelines and specifications developed were provided to South Carolina for testing through a pilot program in 1987. As a result of this testing, further refinements were made. In 1988, a national conference was held to present these guidelines and obtain feedback from representatives of law enforcement agencies in attendance. Recommendations included efforts to implement this system nationally, that the Federal Bureau of Investigation would manage this program and that an Advisory Policy Board be formed to assist in the development and implementation of the new program.

Virginia formed a State UCR Committee in 1986 to follow the developments of IBR and to evaluate its impact. This committee was composed of representatives from the Virginia State Sheriffs' Association, the Virginia Association of Chiefs of Police, the Department of Criminal Justice Services, and the Department of State Police. The State UCR Committee created the UCR Forms Subcommittee, which included representatives from police and sheriffs' agencies, the State Police, and the Department of Criminal Justice Services. This subcommittee developed, tested and subsequently recommended a standard Incident Based Reporting form for use in Virginia. The Forms Subcommittee recommended this form be used at the option of the reporting agencies. Agencies, however, may use their own form to report the required data to the central repository. It is important, at this point, to recognize that the purpose of these forms was to *collect* the various information concerning criminal activity. Because of the numerous data elements collected, law enforcement agencies *report* this data to the central repository via an automated system.

The UCR Committee recommended that the Superintendent of the Department of State Police adopt the minimum, mandatory data standards recommended by the FBI and proceed with implementation of Incident Based Reporting in Virginia. In addition, the committee recommended that the data be collected which would relate the property to the offense, the type of property security/alarm system used, and the means by which the offender left the scene of the offense. Additional data is also collected on Law Enforcement Officers Killed and Assaulted (LEOKA), providing description of activities and assignments the officer was performing at the time of the offense, as well as offenses that were also classified as Hate Crimes (i.e. bias motivated).

Some of the major benefits derived from the IBR system include: greater specificity in reporting; more correlation between offenses, property, victims, offenders, and arrestees; expanded victim/offender relationships; distinction between attempted and completed crimes and increased reporting of various circumstances relative to specific crimes.

The IBR system requires that extensive data be reported for *each crime* occurring during a particular incident. Under the old summary system, only limited data concerning the *most serious crime* occurring during a particular incident was reported.

Information relating to two different levels of offenses is collected by the IBR system. The most serious offenses are designated as Group "A"; the less serious offenses are designated as Group "B". Group "A" offenses consist of 22 categories of crimes involving 46 different offenses; a maximum of 10 offenses per incident may be reported. Agencies are required to report 75 data elements for Group "A" offenses. Group "B" offenses, consisting of 12 crimes, only require reporting arrest data. Group "A" offense categories along with their definitions are provided on page six.

While these figures are the most accurate available, it must be remembered that they represent a "snapshot" of incidents reported by local law enforcement agencies as well as follow UCR definitions. As such, it is possible that the number and categorization of offenses may differ when comparing these data with those from individual reporting agencies. If there are concerns with these differences, it is suggested that you contact the agency directly.

Crime Factors

Direct comparisons or rankings of individual cities and counties based solely on the data presented in this publication should be done with caution. There are many factors that influence or contribute to crime. Crime in Virginia, however, restricts itself to population size alone to establish a crime rate. In addition to population size, some other factors believed to affect the type and volume of crime include:

1. Population density and degree of urbanization;
2. Population variations in composition and stability;
3. Economic conditions and employment availability;
4. Mores, cultural conditions, education, and religious characteristics;
5. Family cohesiveness;
6. Climate, including seasonal weather conditions;
7. Effective strength of the police force;
8. Standards governing appointments to the police force;
9. Attitudes and policies of the courts, prosecutors and corrections;
10. Citizen attitudes toward crime and police;
11. The administrative and investigative efficiency of police agencies and the organization and cooperation of adjoining and overlapping police jurisdictions;
12. Crime reporting practices of citizens.

Crime Trends


Rate per 100,000 Population

OFFENSE	2018 Count	2018	2017	2016	2015	2014	2013	2012
Murder and Nonnegligent Manslaughter*	391	4.59	5.37	5.71	4.56	4.05	3.84	3.86
Kidnapping/Abduction*	1,686	19.79	18.71	18.21	17.7	17.4	18.15	18.17
All Forcible Sex Offenses*	5,835	68.50	67.72	65.73	60.8	59.44	59.17	62.22
All Non-Forcible Sex Offenses*	166	1.95	1.74	1.63	1.68	2.27	2.29	2.39
Aggravated Assault*	10,207	119.83	119.22	123.17	111.15	113.66	110.12	111.75
Simple Assault/Intimidation*	86,180	1011.78	1045	1049.52	1051.57	1061.67	1111.69	1184.68
Arson	663	7.78	9.55	10.25	10.57	10.18	11.43	15.26
Bribery	20	0.23	0.32	0.21	0.25	0.25	0.29	0.32
Burglary/Breaking & Entering	15,106	177.35	217.19	237.13	251.32	271.85	318.39	351.33
Counterfeiting/Forgery	6,859	80.53	82.07	86.07	83.14	76.04	72.72	83
Destruction/Damage/Vandalism of Property	49,053	575.90	650.65	681.32	688.52	723.61	754.54	856.2
Embezzlement	2,527	29.67	32.93	32.6	32.59	35.57	33.38	32.37
Extortion/Blackmail	598	7.02	4.66	3.74	2.55	2.17	1.74	1.51
All Fraud Offenses	32,242	378.53	415.94	435.16	432.97	407.26	364.81	342.03
Robbery	3,623	42.54	51	57.02	53.19	51.8	55.14	57.77
All Larceny Offenses	117,193	1375.88	1476.6	1520.97	1537.99	1578.3	1657.04	1719.87
Motor Vehicle Theft	10,472	122.94	117.44	113.83	96.66	90.58	100.7	108.06
Stolen Property Offenses	1,469	17.25	18.21	16.41	14.54	15.77	17.03	16.39
All Drug Offenses	74,196	871.08	837.94	725.05	669.21	673.57	696.12	676.9
All Gambling Offenses	39	0.46	0.67	0.43	0.39	0.64	0.59	0.78
Pornography/Obscene Material	1,712	20.10	18.24	15.45	14.61	14.39	12.74	8.72
All Prostitution Offenses	509	5.98	8.9	11.67	13.41	15.53	12.37	12.13
Weapon Law Violations	12,092	141.96	146.16	130.42	115.48	106.76	108	110.54

* Crime counts are number of victims for offenses against a person and number of offenses for all other offenses.



II Group A Offenses



Definitions of Categories of Group A Offenses

For practical purposes of measuring the trend and distribution of crime on the national and state level, the definitions for crime in the Incident Based Reporting (IBR) Program are generic in order not to exclude varying state and federal statutes relating to the same type of crime. The definitions which were developed for IBR are not meant to be used for charging persons with crimes. Essential to the maintaining of uniform and consistent data is the establishment of standard definitions which are used for the State and National Programs.

The IBR Group A Offense Categories and their definitions are:

Arson - Definition on Page 41.

Assault - Definition on Page 23.

Bribery - The offering, giving, receiving, or soliciting of anything of value (i.e., a bribe, gratuity, or kickback) to sway the judgment or action of a person in a position of trust or influence.

Burglary - Definition on Page 30.

Counterfeiting/Forgery - The altering, copying, or imitation of something, without authority or right, with the intent to deceive or defraud by passing the copy or thing altered or imitated as that which is original or genuine; or the selling, buying, or possession of an altered, copied, or imitated thing with the intent to deceive or defraud.

Destruction/Damage/Vandalism of Property - To willfully or maliciously destroy, damage, deface, or otherwise injure real or personal property without the consent of the owner or the person having custody or control of it.

Drug/Narcotic Offenses - The violation of laws prohibiting the production, distribution, and/or use of certain controlled substances and the equipment or devices utilized in their preparation and/or use (includes drugs and equipment violations).

Embezzlement - The unlawful misappropriation by an offender to his/her own use or purpose of money, property, or some other thing of value entrusted to his/her care, custody, or control.

Extortion/Blackmail - To unlawfully obtain money, property, or any other thing of value, either tangible or intangible, through the use or threat of force, misuse of authority, threat of criminal prosecution, threat of destruction of reputation or social standing, or through other coercive means.

Fraud Offenses - The intentional perversion of the truth for the purpose of inducing another person or other entity in reliance upon it to part with something of value or to surrender a legal right (includes false pretenses/swindle/confidence game, credit card/automatic teller machine fraud, impersonation, welfare and wire frauds).

Gambling Offenses - To unlawfully bet or wager money or something else of value; assist, promote, or operate a game of chance for money or some other stake; possess or transmit wagering information; manufacture, sell, purchase, possess, or transport gambling equipment, devices, or goods; or tamper with the outcome of a sporting event or contest to gain a gambling advantage (includes betting/wagering, operating/promoting/assisting, gambling equipment and sports tampering violations).

Homicide – Definition on Page 9.

Kidnaping/Abduction – Definition on Page 27.

Larceny/Theft - Definition on Page 34.

Motor Vehicle Theft - Definition on Page 37.

Pornography/Obscene Material - The violation of laws or ordinances prohibiting the manufacture, publishing, sale, purchase, or possession of sexually explicit material, e.g., literature, photographs, etc.

Prostitution Offenses - To unlawfully engage in or promote sexual activities for profit (includes assisting).

Robbery - Definition on Page 19.

Sex Offenses, Forcible & Nonforcible - Definition on Page 13.

Stolen Property Offenses - Receiving, buying, selling, possessing, concealing, or transporting any property with the knowledge that it has been unlawfully taken, as by burglary, embezzlement, fraud, larceny, robbery, etc.

Weapon Law Violations - The violation of laws or ordinances prohibiting the manufacture, sale, purchase, transportation, possession, concealment, or use of firearms, cutting instruments, explosives, incendiary devices, or other deadly weapons.

Monthly Group A Offense Categories

Offense	JAN	FEB	MAR	APR	MAY	JUN	JUL	AUG	SEP	OCT	NOV	DEC
Kidnapping/Abduction	115	109	122	126	124	138	148	105	120	151	124	136
Robbery	365	267	267	294	300	273	288	333	271	357	255	353
Arson	41	53	63	68	46	51	65	69	54	66	47	40
Extortion/Blackmail	62	34	45	37	43	41	82	56	42	53	52	51
Burglary/Breaking & Entering	1,263	1,080	1,098	1,194	1,369	1,331	1,469	1,369	1,212	1,333	1,168	1,220
Motor Vehicle Theft	883	714	750	785	845	919	1,103	1,024	813	927	832	877
Counterfeiting/Forgery	567	505	546	540	575	551	617	616	609	625	546	562
Embezzlement	276	155	169	178	262	220	225	220	190	208	219	205
Stolen Property Offenses	121	109	120	130	122	122	120	122	125	136	126	116
Destruction/Damage/Vandalism of Property	3,824	3,578	3,915	4,039	4,434	4,477	4,788	4,373	3,993	4,248	3,712	3,672
Pornography/Obscene Material	167	196	169	139	147	90	115	116	158	186	123	106
Bribery	4	2	2	1	1	3			1	1	4	1
Weapon Law Violations	986	966	1,067	1,055	1,091	969	976	1,039	945	1,023	986	989
Murder and Nonnegligent Manslaughter	34	23	34	21	34	35	30	38	33	34	29	27
Negligent Manslaughter	2	5	4	1	2	1	2	4		4	1	2
Forcible Sex Offenses	495	444	481	500	535	497	462	487	480	465	390	362
Aggravated Assault	668	595	693	725	787	753	748	813	759	768	611	728
Simple Assault	5,125	5,011	5,339	5,489	6,129	5,371	5,167	5,333	5,599	5,809	4,945	5,197
Intimidation	661	800	838	704	803	691	679	686	747	792	732	735
All Larceny Offenses	8,954	8,656	8,836	9,107	10,052	10,245	11,184	10,843	9,701	10,471	9,487	9,657
All Fraud Offenses	2,845	2,987	3,012	2,683	2,855	2,758	2,805	2,644	2,397	2,552	2,397	2,307
Drug/Narcotic Violations	5,063	5,440	5,879	5,804	5,425	5,300	5,374	5,709	4,989	5,019	4,835	4,821
Drug Equipment Violations	853	931	942	964	926	836	935	914	830	836	749	822
Incest	5	2	3	3	1	3	5	4	5	1	3	1
Statutory Rape	12	9	13	14	11	10	6	15	7	6	9	7
Betting/Wagering		1	2	1	2	1	2	1	1	3	3	6
Operating/Promoting/Assisting Gambling	1	1				1	2		1			2
Gambling Equipment Violations		1	1			2			2	1	1	
Prostitution	79	26	23	17	21	32	33	37	28	38	21	16
Assisting or Promoting Prostitution	27	14	18	9	9	4	7	12	9	13	7	9
TOTAL OFFENSES	33,498	32,714	34,451	34,628	36,951	35,725	37,437	36,982	34,121	36,126	32,414	33,027

Group A Incidents

362,496 Incidents Reported - One every 1 Minutes 27 Seconds

Several offenses may have occurred in one crime incident; therefore, the total number of Group A offenses reported was 418,074.

On average, 115 offenses occur in 100 incidents.

Crimes Against The Person

89,701 Offenses Reported - One every 5 Min. 52 Sec.

Aggravated Assault
Forcible Fondling
Forcible Rape
Forcible Sodomy
Incest
Intimidation
Kidnapping/Abduction
Murder and Nonnegligent Manslaughter
Negligent Manslaughter
Sexual Assault With An Object
Simple Assault
Statutory Rape

Crimes Against Society

88,548 Offenses Reported - One every 5 Min. 56 Sec.

Assisting or Promoting Prostitution
Betting/Wagering
Drug Equipment Violations
Drug/Narcotic Violations
Gambling Equipment Violations
Operating/Promoting/Assisting Gambling
Pornography/Obscene Material
Prostitution
Weapon Law Violations

Crimes Against Property

239,825 Offenses Reported - One every 2 Min. 12 Sec.

All Other Larceny
Arson
Bribery
Burglary/Breaking & Entering
Counterfeiting/Forgery
Credit Card/Automatic Teller Fraud
Destruction/Damage/Vandalism of Property
Embezzlement
Extortion/Blackmail
False Pretenses/Swindle/Confidence Game
Impersonation
Motor Vehicle Theft
Pocket-picking
Purse-snatching
Robbery
Shoplifting
Stolen Property Offenses
Theft From Building
Theft From Coin Operated Machine or Device
Theft From Motor Vehicle
Theft of Motor Vehicle Parts/Accessories
Welfare Fraud
Wire Fraud



Homicide Offenses

The killing of one human being by another

Murder/Nonnegligent Manslaughter

The willful (nonnegligent) killing of one human being by another

Negligent Manslaughter

The killing of another person through negligence (does not include "Vehicular Manslaughter")

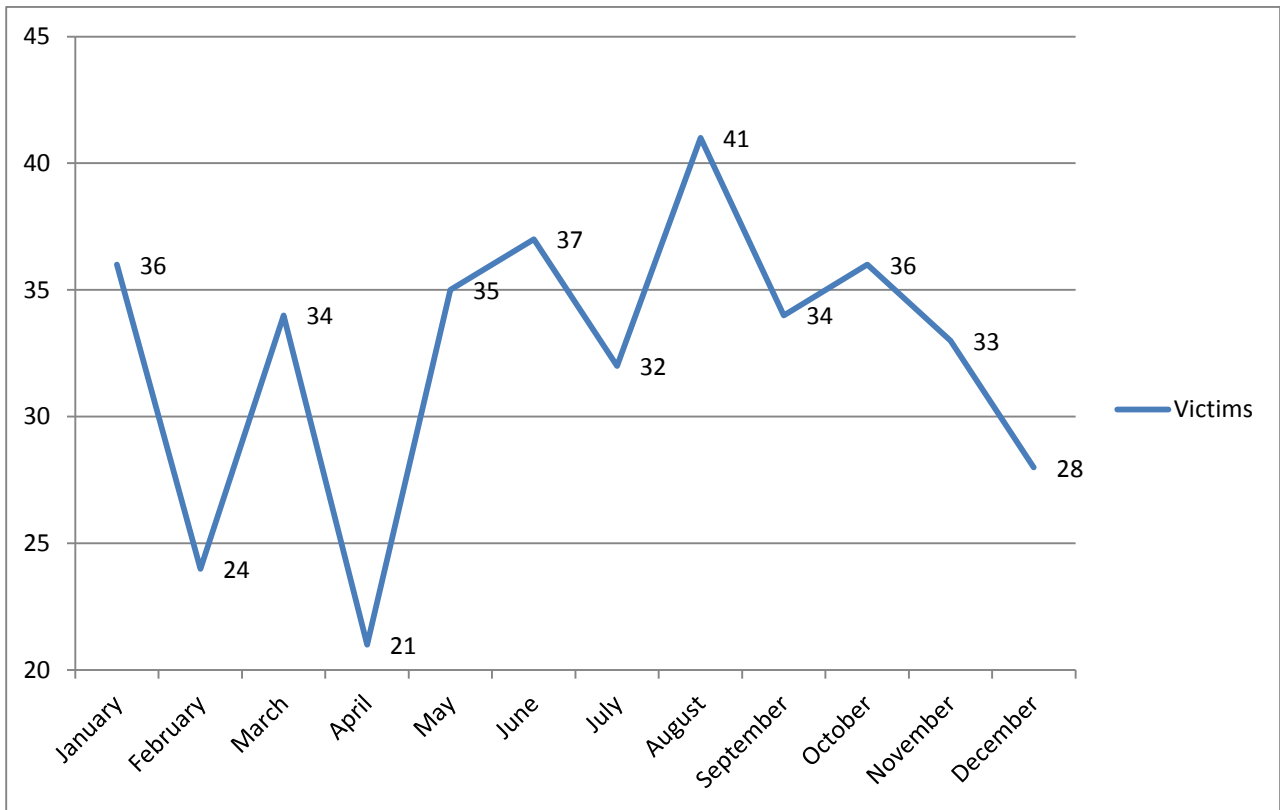
Justifiable Homicide

The killing of a perpetrator of a serious criminal offense by a peace officer in the line of duty; or the killing, during the commission of a serious criminal offense, of the perpetrator by a private individual

**Murder/
Nonnegligent
Manslaughter**

As a general rule, any death due to injuries received in a fight, argument, quarrel, assault, or commission of a crime is classified in this category. Suicides, accidental deaths, assaults to murder, traffic fatalities, and attempted murders are not classified as Murder/Nonnegligent Manslaughter. More information on murders may be found in the violent crime section of this report.

In 2018, the contributing agencies reported 372 offenses resulting in 391 actual deaths. An analysis by month shows that August had the greatest occurrence.



Murder/Nonnegligent Manslaughter

In all cases of murder reported, information is captured on the age, gender, and race of all victims and offenders. The data below represent victim information for the murders reported by the agencies.

VICTIMS BY AGE, GENDER AND RACE

Gender	Age	White	Black or African American	American Indian or Alaska Native	Asian	Native Hawaiian or Other Pacific Islander	Unknown	
FEMALE	Under 10	2	3					
	11-17	4	4					
	18 - 24	6	15					
	25 - 34	9	5					
	35 - 44	11	5					
	45 - 54	6	4					
	55 - 64	6	3					
	65 and over	8	2		1		1	
	TOTAL		52	41	0	1	0	1
	MALE	Under 10	5	4				
11-17		6	8					
18 - 24		19	58		1			
25 - 34		24	68				1	
35 - 44		10	28					
45 - 54		15	21					
55 - 64		7	4		2			
65 and over		10	4				1	
TOTAL			96	195	0	3	0	2

Murder/Nonnegligent Manslaughter

OFFENDERS BY AGE, GENDER AND RACE

Gender	Age	White	Black or African American	American Indian or Alaska Native	Asian	Native Hawaiian or Other Pacific Islander	Unknown
FEMALE	Under 10						
	11-17		2				
	18 - 24	3	11				1
	25 - 34	10	7				
	35 - 44	7	4				
	45 - 54	2	1				
	55 - 64	1	2				
	65 and over	3					
	Unknown						
	TOTAL		26	27	0	0	0
MALE	Under 10		1				
	11-17	5	26				
	18 - 24	30	75	1			1
	25 - 34	26	64				
	35 - 44	28	22		2		
	45 - 54	16	9				
	55 - 64	13	9				
	65 and over	5	2		1		
	Unknown	2	6				1
	TOTAL		125	214	1	3	0

21 offenders were of unknown race, age, and gender



Forcible Sex Offenses

Forcible Rape

The carnal knowledge of a person, forcibly and/or against that person's will; or not forcibly or against the person's will where the victim is incapable of giving consent because of his/her temporary or permanent mental or physical incapacity, or because of his/her youth

Forcible Sodomy

Oral or anal sexual intercourse with another person, forcibly and/or against that person's will; or not forcibly or against the person's will where the victim is incapable of giving consent because of his/her youth or because of his/her temporary or permanent mental or physical incapacity

Sexual Assault With An Object

To use an object or instrument to unlawfully penetrate, however slightly, the genital or anal opening of the body of another person, forcibly and/or against that person's will; or not forcibly or against the person's will where the victim is incapable of giving consent because of his/her youth or because of his/her temporary or permanent mental or physical incapacity

Forcible Fondling

The touching of the private body parts of another person for the purpose of sexual gratification, forcibly and/or against that person's will; or not forcibly or against the person's will where the victim is incapable of giving consent because of his/her youth or because of his/her temporary or permanent mental or physical incapacity

Nonforcible Sex Offenses

Incest

Nonforcible sexual intercourse between persons who are related to each other within the degrees wherein marriage is prohibited by law

Statutory Rape

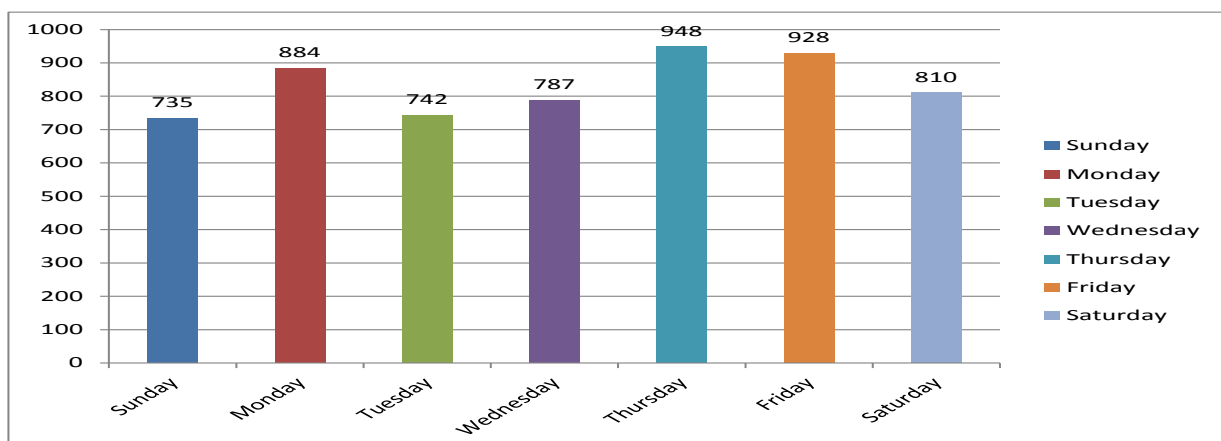
Nonforcible sexual intercourse with a person who is under the statutory age of consent

Forcible Sex Offenses

Forcible sex offenses include forcible rape, forcible sodomy, sexual assault with an object and forcible fondling. Additional information on these offenses can be found in the violent crime section of this report. In 2018, the contributing agencies reported 5,598 offenses resulting in 5,835 victims of a forcible sex offense.

Relationship	Forcible Rape	Forcible Sodomy	Sexual Assault With An Object	Forcible Fondling	Total
Spouse	64	13	16	13	102
Ex-Spouse	7	2	1	9	19
Common-Law Spouse	2			1	3
Boyfriend/Girlfriend	199	25	27	70	312
Homosexual Relationship		5	3	3	11
Child	43	35	35	240	349
Stepchild	34	14	11	89	147
Grandchild	15	12	20	67	109
Sibling (Brother or Sister)	34	38	25	141	235
Stepsibling	9	11	5	33	58
Parent	1	1	3	2	7
Stepparent	8	2	4	15	28
Grandparent					
In-Law	4	2		8	14
Other Family Member	70	66	43	257	424
Child of Boyfriend/Girlfriend	12	5	11	45	71
Babysittee (the Baby)	3	3	7	31	44
Friend	153	49	44	154	395
Employer	2		1	6	9
Employee	8	4	4	14	30
Neighbor	8	3	6	44	61
Acquaintance	533	149	146	589	1,387
Otherwise Known	159	59	47	305	562
Stranger	79	17	24	167	281
Unknown	281	75	55	495	903
Not Reported	85	26	20	143	274
TOTAL	1,813	616	558	2,941	5,835

Forcible Sex Offenses by Day of the Week



Victims of Forcible Sex Offenses

The tables below indicate the victims age and race percentages of total victims by sex.

Female Victims	White	Black or African American	American Indian or Alaska Native	Asian or Pacific Islander	Unknown Race
Under 10	10.9%	4.3%		0.2%	1.1%
11 - 17	27.4%	9.8%		0.4%	1.3%
18 - 24	12.8%	5.0%		0.4%	0.5%
25 - 34	8.9%	3.3%		0.2%	0.2%
35 - 44	5.4%	1.5%		0.1%	0.1%
45 - 54	2.5%	0.9%			
55 - 64	1.2%	0.5%			
65 and over	0.7%	0.3%			

Male Victims	White	Black or African American	American Indian or Alaska Native	Asian or Pacific Islander	Unknown Race
Under 10	29.8%	10.9%		0.3%	3.4%
11 - 17	22.9%	7.9%			1.7%
18 - 24	6.0%	1.8%			
25 - 34	5.7%	2.3%			0.3%
35 - 44	1.8%	1.0%		0.1%	
45 - 54	1.3%	1.0%			
55 - 64	0.9%	0.3%			0.1%
65 and over	0.4%	0.1%			

Offenders of Forcible Sex Offenses

The tables below indicate the offenders age and race percentages of total offenders by sex.

Female Offenders	White	Black or African American	American Indian or Alaska Native	Asian or Pacific Islander	Unknown Race
Under 10	3.7%	3.1%			3.1%
11 - 17	9.9%	9.0%		0.3%	2.8%
18 - 24	7.7%	5.9%			
25 - 34	18.2%	4.3%			0.3%
35 - 44	10.8%	2.5%		0.3%	
45 - 54	4.6%	1.5%		0.6%	
55 - 64	2.8%	1.2%			0.3%
65 and over	1.5%	0.6%			
Unknown	1.9%	1.2%		0.3%	1.5%

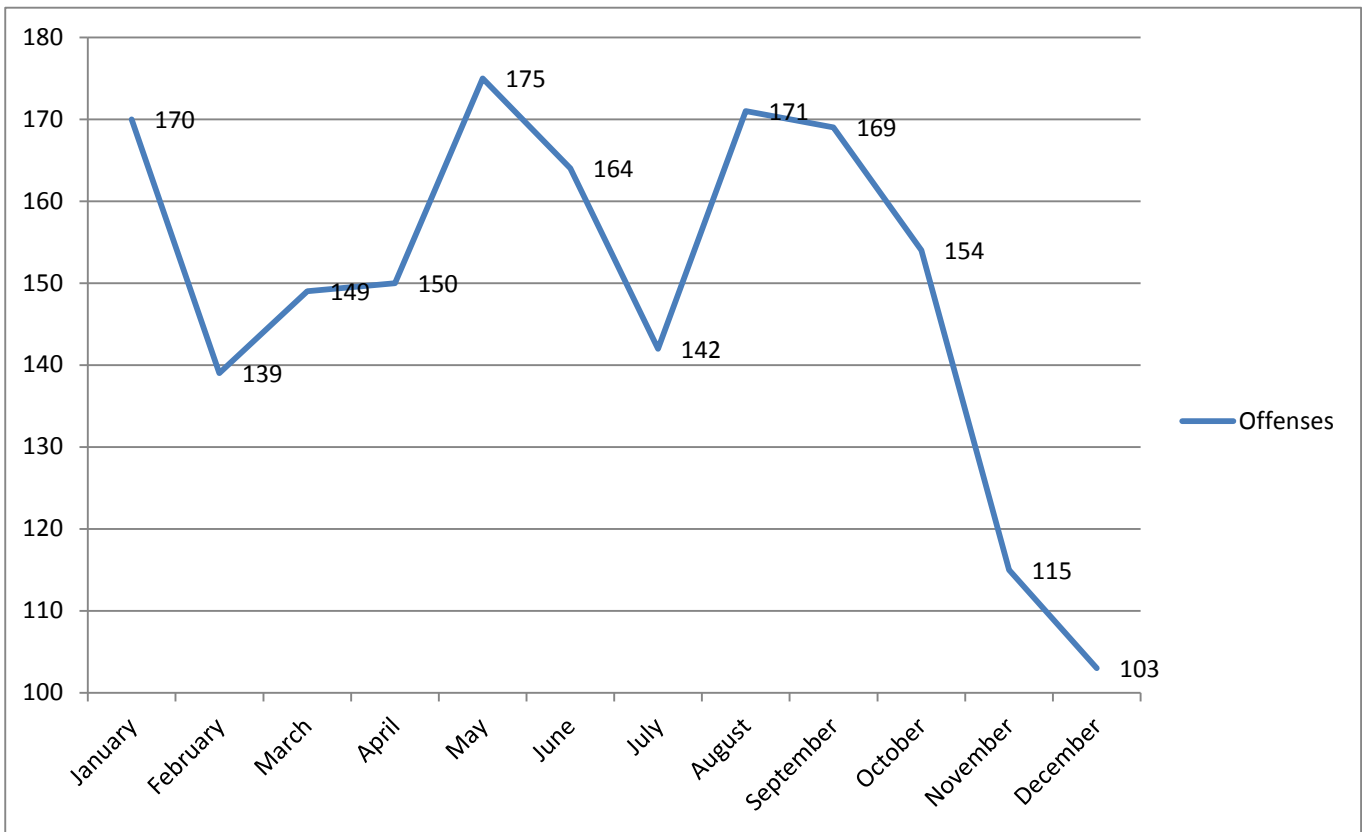
Male Offenders	White	Black or African American	American Indian or Alaska Native	Asian or Pacific Islander	Unknown Race
Under 10	0.9%	0.7%			0.1%
11 - 17	11.8%	7.5%		0.1%	1.0%
18 - 24	10.9%	5.7%		0.3%	0.4%
25 - 34	10.9%	6.5%		0.3%	0.4%
35 - 44	10.1%	4.6%		0.2%	0.4%
45 - 54	7.1%	3.1%		0.1%	0.3%
55 - 64	4.1%	2.1%			0.3%
65 and over	2.8%	0.7%			0.1%
Unknown	2.8%	1.7%		0.1%	1.7%

Forcible Rape



This offense includes the forcible rape of both females and males. If force is used or threatened, the crime is classified as Forcible Rape regardless of the age of the victim. If no force or threat of force is used and the victim is under the statutory age of consent, the crime is not classified in this category, but in the category of Statutory Rape.

In 2018, the contributing agencies reported 1,801 rape/attempted rape offenses resulting in 1,846 victims. An analysis by month shows May had the greatest number of occurrences.



Forcible Rape

VICTIMS AND OFFENDERS BY AGE, GENDER AND RACE

Victim Age	Female	Male
Under 10	77	4
11 - 17	537	13
18 - 24	530	2
25 - 34	342	3
35 - 44	192	4
45 - 54	85	2
55 - 64	31	0
65 and over	14	0
Unknown	10	0
TOTAL	1,818	28

Offender Age	Female	Male	Unknown
Under 10		3	
11 - 17	3	205	4
18 - 24	9	418	
25 - 34	11	367	
35 - 44	7	246	
45 - 54	1	158	
55 - 64	4	95	1
65 and over		33	
Unknown		129	87
TOTAL	35	1,654	92

Victim Race	Female	Male
White	1,284	18
Black or African American	479	9
American Indian/Alaskan Native	3	0
Asian/Pacific Islander	22	0
Unknown	30	1
TOTAL	1,818	28

Offender Race	Female	Male	Unknown
White	27	952	3
Black or African American	8	594	1
American Indian/Alaskan Native			
Asian/Pacific Islander		15	
Unknown		93	88
TOTAL	35	1,654	92



Robbery

The taking, or attempting to take, anything of value under confrontational circumstances from the control, custody, or care of another person by force or threat of force or violence and/or by putting the victim in fear of immediate harm

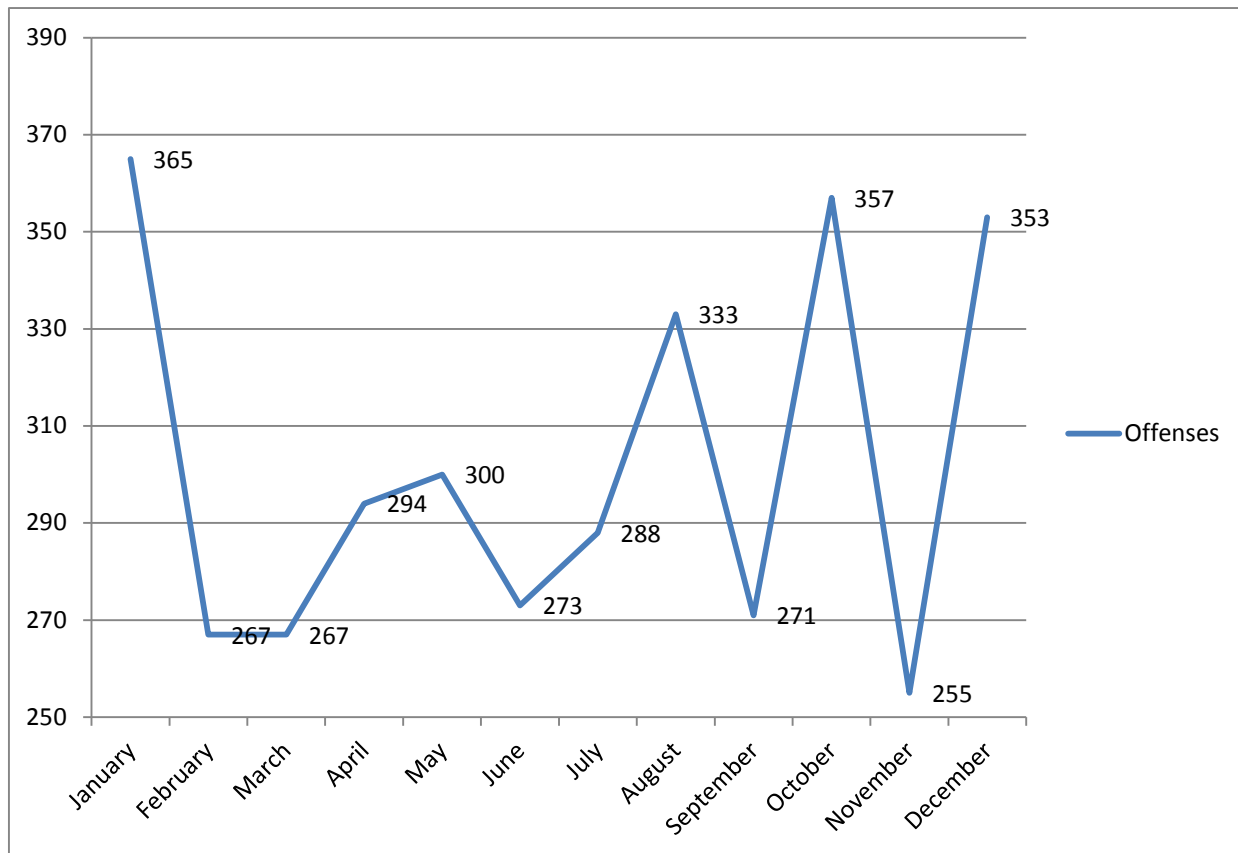
Because some type of assault is an element of the crime of robbery, an assault is not reported as a separate crime as long as it was performed in furtherance of the robbery.

Robbery



Additional information on robberies can be found in the violent crime section of this report.

There were 3,623 robberies/attempted robberies reported in 2018, with a total of 4,863 victims. The graph below represents the monthly robberies reported by the contributing agencies. The month of January had the greatest number of robberies reported.

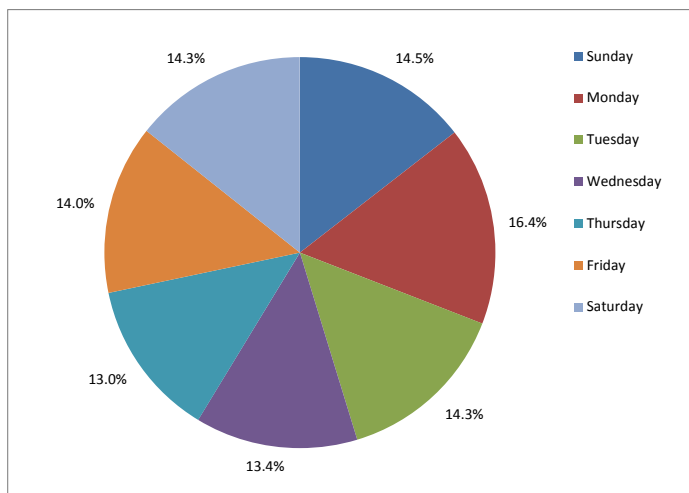


Robbery

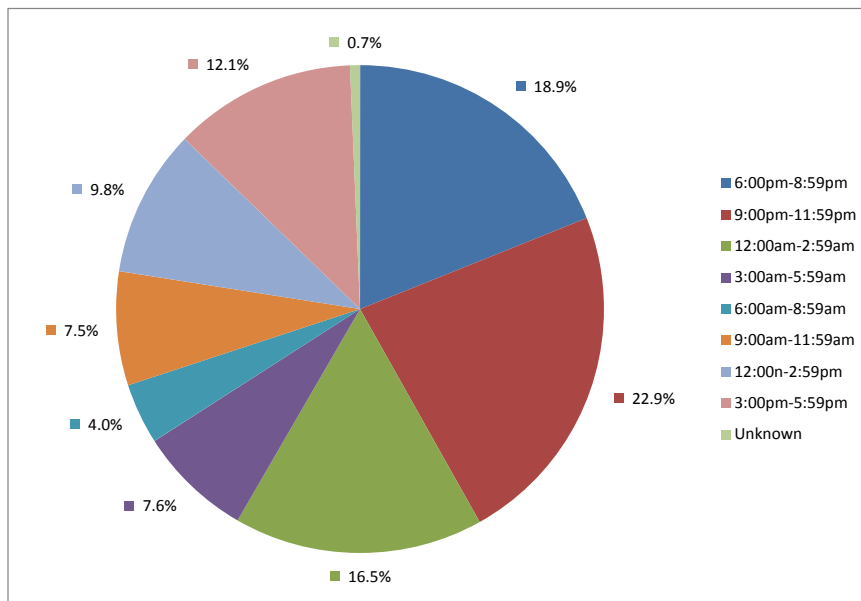
Location Type	Count
Road/Parking/Camps	1,578
Commercial	1,101
Residence/Home	766
Government/Public Building and other	74
Other/Unknown	63
Educational Facility	37
Construction/Industrial/Farm	5

Victim Type	Count
Individual	4,048
Business	793
Financial Institution	17
Government	2
Other	2
Unknown	1

Robberies by Day of the Week



Robberies by Time of Day



Victims and Offenders of Robberies

Robbery Victims	FEMALE			MALE		
	Race	Under 18	18 to 34	Over 34	Under 18	18 to 34
White	32	335	349	174	711	527
Black or African American	30	307	196	150	555	429
American Indian or Alaska Native			1		3	2
Asian	1	13	35	4	37	61
Unknown		5	7	4	17	38
Total	63	660	588	332	1,323	1,057

Robbery Offenders	FEMALE			MALE		
	Race	Under 18	18 to 34	Over 34	Under 18	18 to 34
White	17	104	49	127	356	153
Black or African American	27	111	36	394	1,199	264
American Indian or Alaska Native		1				
Asian			1	1	7	2
Unknown		7	1	3	15	7
Total	44	223	87	525	1,577	426

Note: Data only includes victims and offenders with known sex and age.



Assault Offenses

An unlawful attack by one person upon another

Aggravated Assault

An unlawful attack by one person upon another wherein the offender uses a weapon or displays it in a threatening manner, or the victim suffers obvious severe or aggravated bodily injury involving apparent broken bones, loss of teeth, possible internal injury, severe laceration, or loss of consciousness

Simple Assault

An unlawful physical attack by one person upon another where neither the offender displays a weapon, nor the victim suffers obvious severe or aggravated bodily injury involving apparent broken bones, loss of teeth, possible internal injury, severe laceration, or loss of consciousness

Intimidation

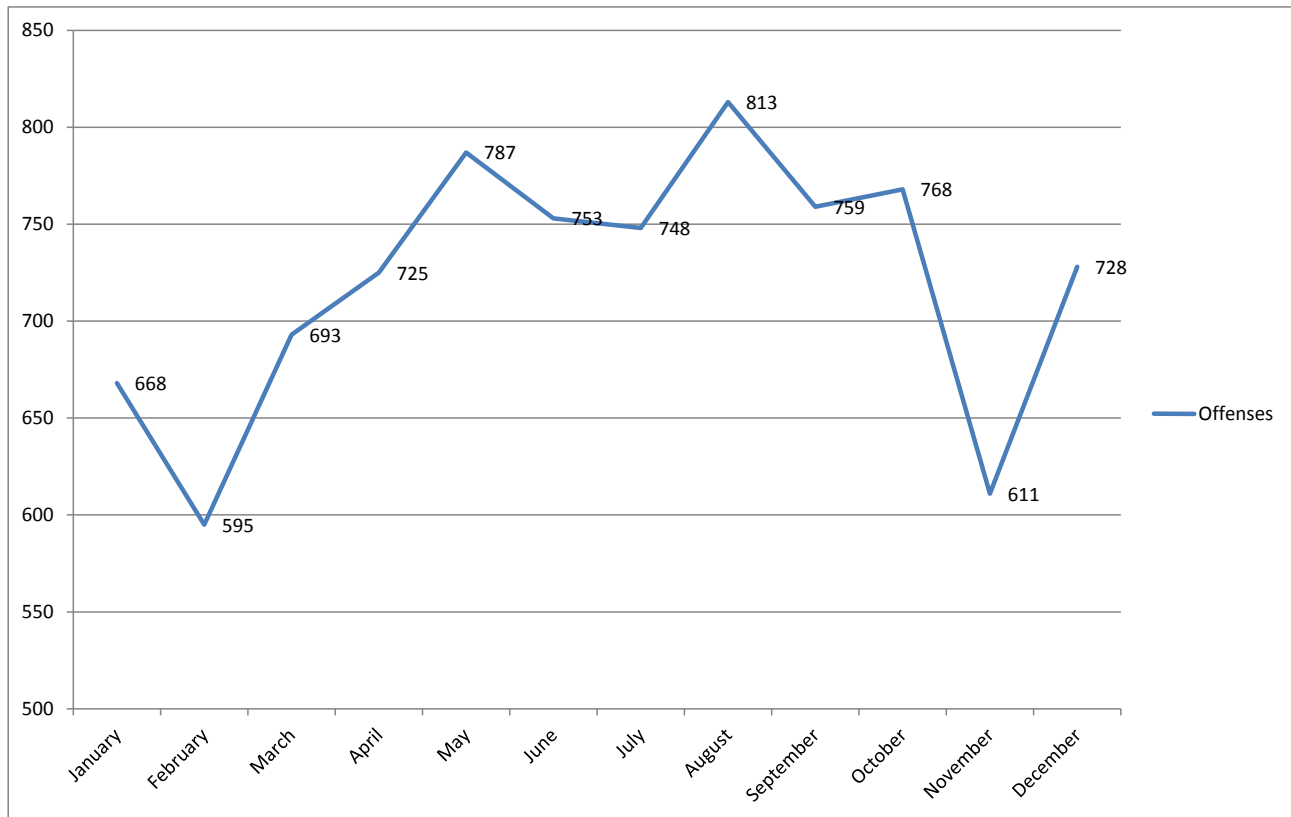
To unlawfully place another person in reasonable fear of bodily harm through the use of threatening words and/or other conduct, but without displaying a weapon or subjecting the victim to actual physical attack (includes stalking)

Aggravated Assault



Aggravated assault includes: assaults or attempts to kill or murder; poisoning; assault with a dangerous or deadly weapon; maiming, mayhem, assault with explosives, and assault with disease (as in cases when the offender is aware that he/she is infected with a deadly disease and deliberately attempts to inflict the disease by biting, spitting, etc.). It is not necessary that injury result from an aggravated assault when a weapon is used which could cause serious personal injury. By definition, there can be no attempted assaults.

In 2018, the contributing agencies reported 8,648 aggravated assault offenses resulting in 10,207 persons assaulted. The month of August had the greatest number of offenses reported.



Victims and Offenders of Aggravated Assaults

Aggravated Assault Victims	FEMALE			MALE		
	Race	Under 18	18 to 34	Over 34	Under 18	18 to 34
White	234	1,039	791	349	1,236	1,160
Black or African American	237	1,189	731	382	1,403	1,003
American Indian or Alaska Native	2	4	2	2	4	3
Asian	2	24	23	4	27	17
Unknown	15	16	12	15	21	38
Total	490	2,272	1,559	752	2,691	2,221

Aggravated Assault Offenders	FEMALE			MALE		
	Race	Under 18	18 to 34	Over 34	Under 18	18 to 34
White	52	405	327	281	1,538	1,220
Black or African American	124	743	321	312	1,909	1,074
American Indian or Alaska Native		2	1	1	3	
Asian	2	3	13	3	30	21
Unknown	3	8	7	5	36	16
Total	181	1,161	669	602	3,516	2,331

Note: Data only includes victims and offenders with known sex and age.

Aggravated Assault

Relationship of Victim to Offender (may include multiple relationships)	Percent
Spouse	9.5%
Ex-Spouse	1.0%
Common-Law Spouse	0.8%
Boyfriend/Girlfriend	25.6%
Homosexual Relationship	0.9%
Child	7.2%
Stepchild	0.8%
Grandchild	0.4%
Sibling (Brother or Sister)	3.8%
Stepsibling	0.1%
Parent	2.9%
Stepparent	0.6%
Grandparent	0.2%
In-Law	0.6%
Other Family Member	3.6%
Child of Boyfriend/Girlfriend	1.0%
Babysittee (the Baby)	0.2%
Friend	5.2%
Employer	0.2%
Employee	0.3%
Neighbor	2.0%
Acquaintance	22.4%
Otherwise Known	14.1%

Circumstances of Aggravated Assaults	Count
Argument	4,164
Assault Law Enforcement Officer(s)	281
Drug Dealing	73
Gangland	28
Juvenile Gang	17
Domestic Violence	700
Other Felony Involved	141
Other Circumstances	1,990
Unknown Circumstances	2,899

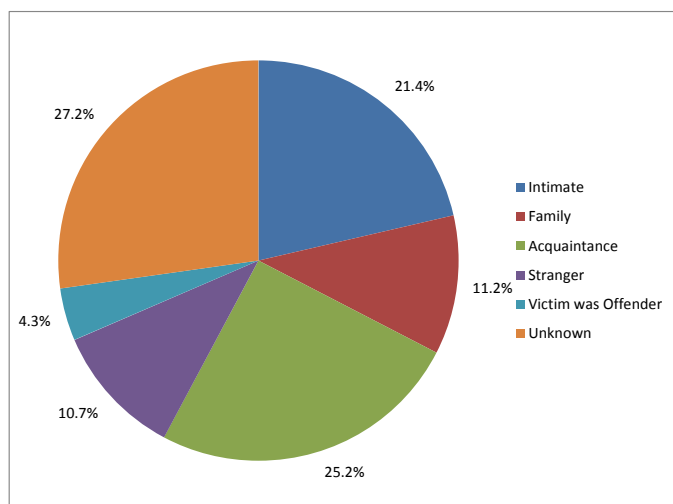
Gang Related Criminal Information*

State Criminal Code	Arrests
§18.2-46.2 Prohibited criminal street gang participation.	135
§18.2-46.3 Recruitment of persons for criminal street gang; penalty.	4
§18.2-46.3:1 Third or subsequent conviction of criminal street gang crimes.	0
§18.2-46.3:3 Enhanced punishment for gang activity taking place in a school zone; penalties.	0
§18.2-55.1 Hazing of youth gang members unlawful; criminal liability.	0

* “§ 52-28.1. Reporting gang related criminal information; inclusion in annual Crime in Virginia report.

The Department of State Police shall include arrest statistics for violation of §§ 18.2-46.2, 18.2-46.3, 18.2-46.3:1, 18.2-46.3:3, and 18.2-55.1 in the annual Crime in Virginia report.”

Victim to Offender Relationship






Kidnaping/Abduction

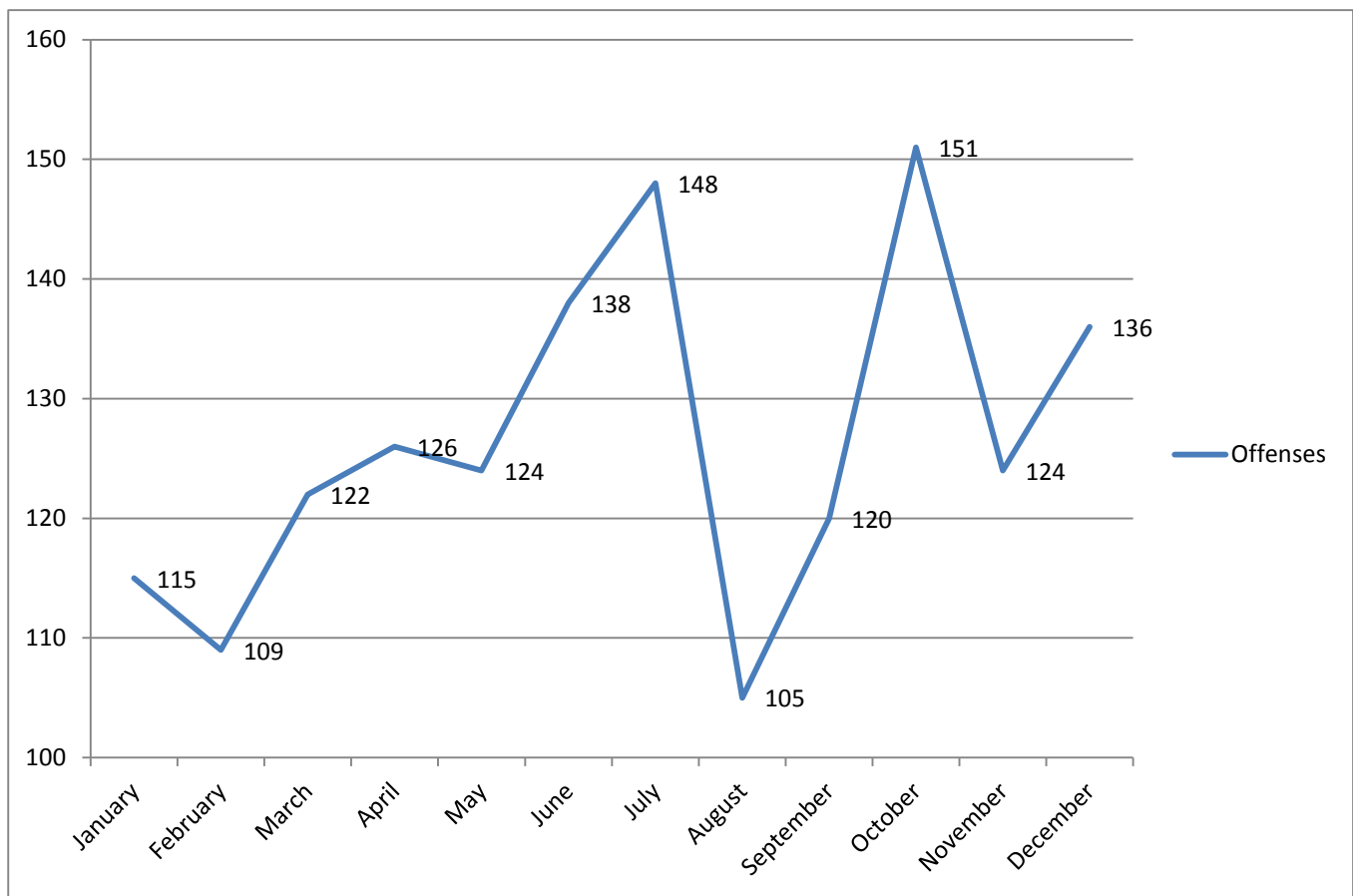
The unlawful seizure, transportation, and/or detention of a person against his/her will or of a minor without the consent of his/her custodial parent(s) or legal guardian.

Kidnaping/ Abduction



This offense includes not only kidnaping and abduction, but hostage situations as well. Although the object of a kidnaping may be to obtain money or property, this category is intended to capture information only on the persons actually kidnaped or abducted, not those persons or organizations paying ransoms.

In 2018, there were 1,518 actual and attempted kidnapings/abductions involving 1,686 victims. The month of October had the greatest number of occurrences.



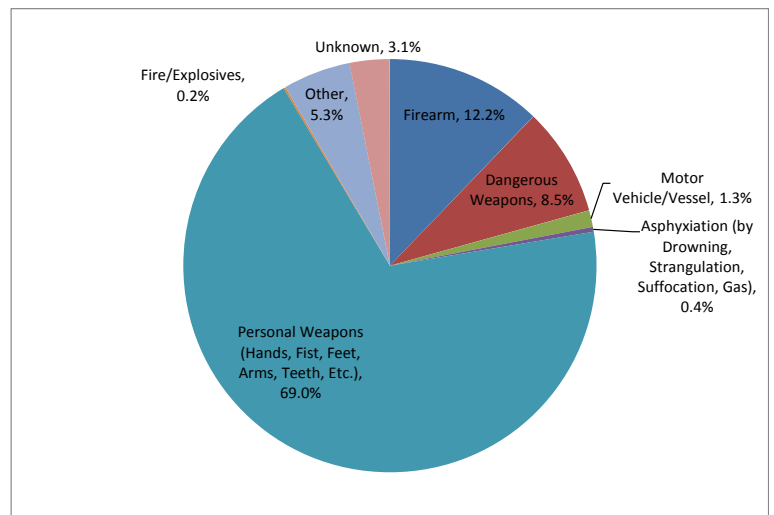
Kidnaping/Abduction

Relationship of Victim to Offender (may include multiple relationships)	Percent
Spouse	14.2%
Ex-Spouse	2.0%
Common-Law Spouse	1.4%
Boyfriend/Girlfriend	42.3%
Homosexual Relationship	1.2%
Child	7.8%
Stepchild	0.5%
Grandchild	0.4%
Sibling (Brother or Sister)	1.0%
Stepsibling	0.0%
Parent	2.4%
Stepparent	0.3%
Grandparent	0.1%
In-Law	0.5%
Other Family Member	2.4%
Child of Boyfriend/Girlfriend	1.6%
Babysittee (the Baby)	0.0%
Friend	3.1%
Employer	0.1%
Employee	0.2%
Neighbor	0.3%
Acquaintance	12.2%
Otherwise Known	8.8%

Location Type	Count
Residence/Home	1,001
Commercial	153
Educational Facility	25
Government/Public Building and other	17
Road/Parking/Camps	295
Construction/Industrial/Farm	2
Other/Unknown	27

Victim Injury Type	Count
Apparent Broken Bones	15
Possible Internal Injury	64
Severe Laceration	30
Apparent Minor Injury	638
Other Major Injury	59
Loss of Teeth	3
Unconsciousness	17
None	921

TYPE WEAPON/FORCE USED





Burglary

*The unlawful entry into a building or other structure
with the intent to commit a felony or a theft*

*A “structure” is considered to include, but not be
limited to, all buildings, railroad car, garage, house-
trailer or houseboat (if used as permanent dwelling),
room, barn, stable, mill and ship.*

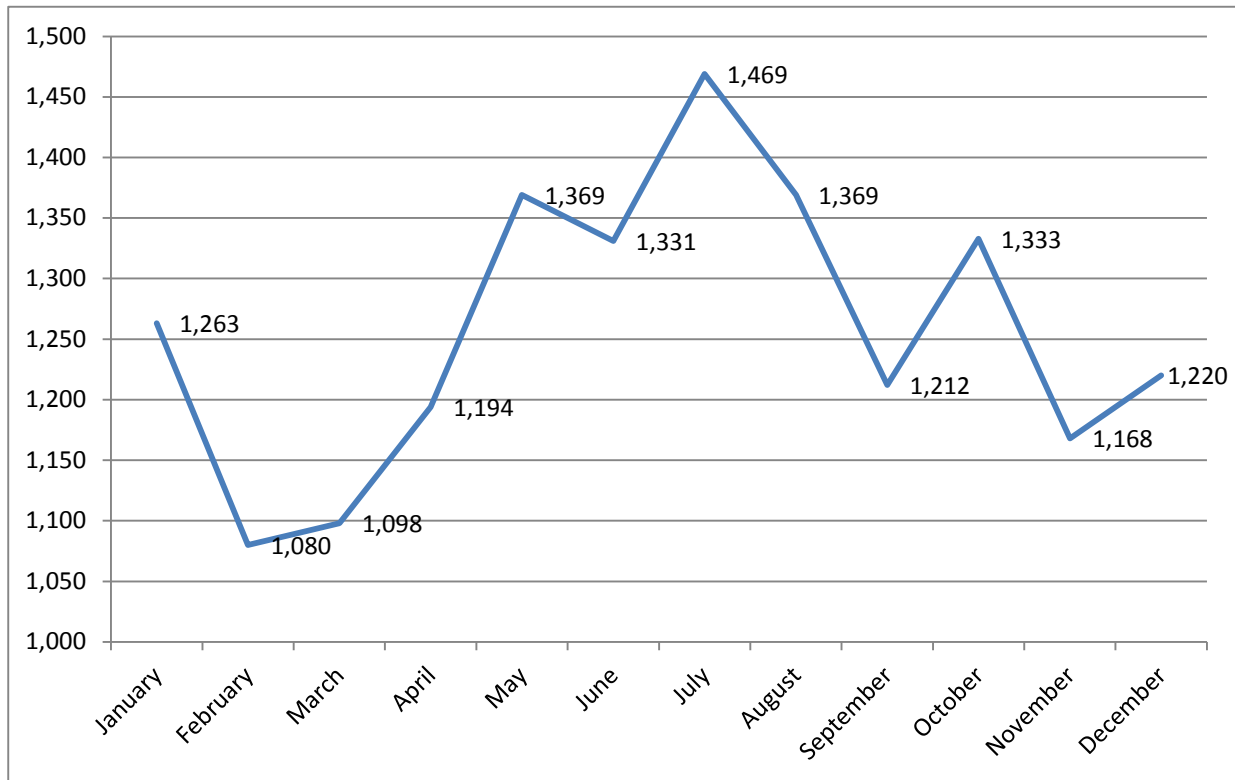
Burglary



Offenses locally known as burglary (any degree), unlawful entry with intent to commit a larceny or felony, breaking and entering with intent to commit a larceny, and housebreaking are classified as burglary.

Thefts from telephone booths, coin-operated machines, automobiles, tents, or shoplifting from commercial establishments are classified as larcenies and are not included in this offense.

There were 15,106 burglaries/attempted burglaries reported by the contributing agencies in 2018. The month of July had the greatest occurrence of burglaries.



Victims and Offenders of Burglaries

Burglary Victims	FEMALE			MALE		
	Race	Under 18	18 to 34	Over 34	Under 18	18 to 34
White	47	1,394	2,525	73	1,513	3,714
Black or African American	39	1,299	1,451	52	798	1,228
American Indian or Alaska Native	1	7	3		5	5
Asian	2	54	104	5	59	135
Unknown	3	30	55	5	44	86
Total	92	2,784	4,138	135	2,419	5,168

Burglary Offenders	FEMALE			MALE		
	Race	Under 18	18 to 34	Over 34	Under 18	18 to 34
White	64	428	295	418	1,545	840
Black or African American	57	265	88	525	1,464	516
American Indian or Alaska Native		1			2	
Asian	1	3	3	5	24	9
Unknown	1	8	6	13	41	23
Total	123	705	392	961	3,076	1,388

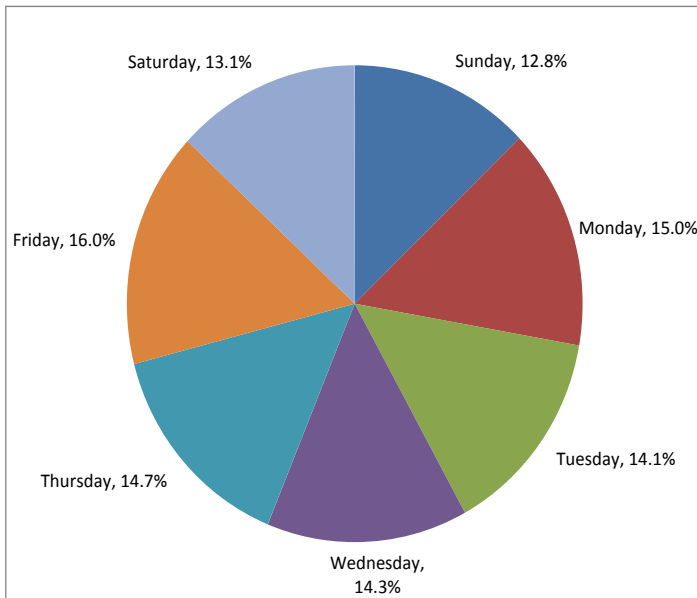
Note: Data only includes victims and offenders with known sex and age.

Burglary

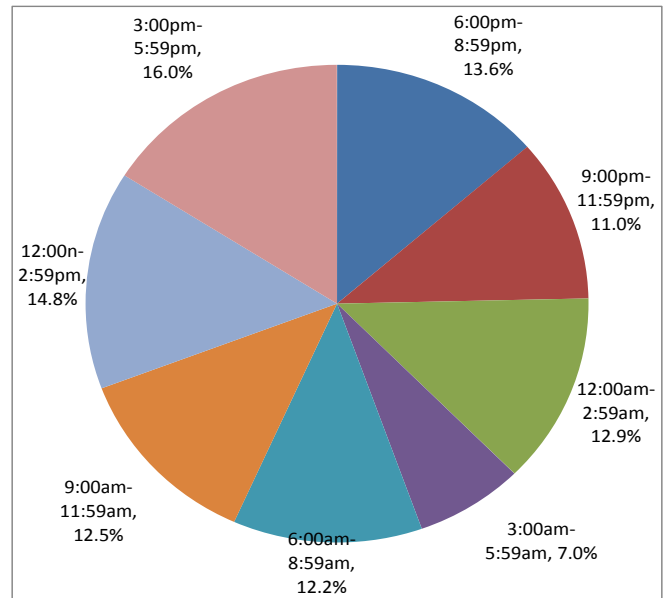
Point of Entry/Exit (Up to 2 entry/exit may be reported)	Entry	Exit
Front	2,348	1,952
Rear	2,246	1,693
Side	816	506
Attic	9	5
Vent/A.C.	97	44
Window	2,024	648
Door	3,490	3,458
Patio/Sliding Dr.	236	184
Balcony/Fire Escape	12	7
Attached Garage	255	189
Wall	33	22
Vehicle	2	3
Floor	5	7
Roof/Skylight	21	6
Hidden Within		1
Other	308	159
Unknown	466	776

Security Type (Up to 3 security types may be reported)	Count
Alarm/Audio	513
Alarm/Silent	141
Bars/Grate	38
Camera	737
Dog	102
Dead Bolt	766
Locked	3,993
Unlocked	1,110
Exterior Lights	111
Interior Lights	25
Fence	105
Guard	7
Neighborhood Watch	9
Other	199
None	684
Default	8,151

Burglaries by Day of the Week



Burglaries by Time of Day





Larceny

The unlawful taking, carrying, leading, or riding away of property from the possession, or constructive possession, of another person

Pocket Picking

The theft of articles from another person's physical possession by stealth where the victim usually does not become immediately aware of the theft

Purse Snatching

The grabbing or snatching of a purse, handbag, etc., from the physical possession of another person

Shoplifting

The theft, by someone other than an employee of the victim, of goods or merchandise exposed for sale

Theft From Building

The theft from within a building which is either open to the general public or where the offender has legal access

Theft From Coin-Operated Machine or Device

The theft from a machine or device which is operated or activated by the use of coins

Theft From Motor Vehicle

The theft of articles from a motor vehicle, whether locked or unlocked

Theft of Motor Vehicle Parts or Accessories

The theft of any part or accessory affixed to the interior or exterior of a motor vehicle in a manner which would make the item an attachment of the vehicle, or necessary for its operation

All Other Larceny

All thefts which do not fit any of the definitions of the specific subcategories of Larceny/Theft listed above

Included are thefts from fenced enclosures. Thefts of animals, bicycles, lawn mowers, lawn furniture, hand tools, and farm and construction equipment are also included where no breaking or entering of a structure is involved.

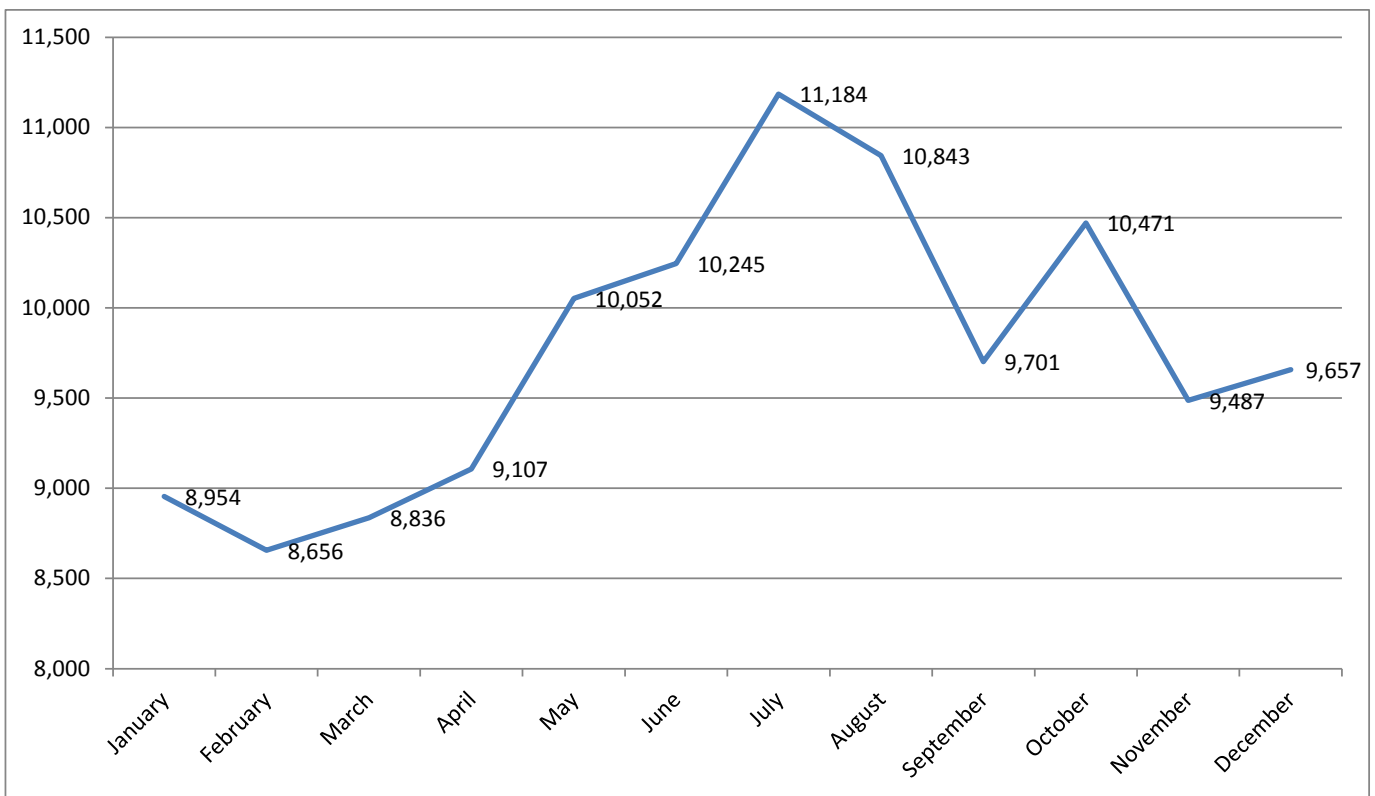
Larceny



Local offense classifications such as grand theft, petty larceny, or felony larceny have no bearing on the fact that each distinct operation of larceny is reported as one offense.

Motor vehicle theft is not included in the larceny totals and is counted separately because of the great volume of such thefts.

There were 117,193 larceny/attempted larceny offenses reported by the contributing agencies during 2018. July had the greatest occurrence of offenses reported.



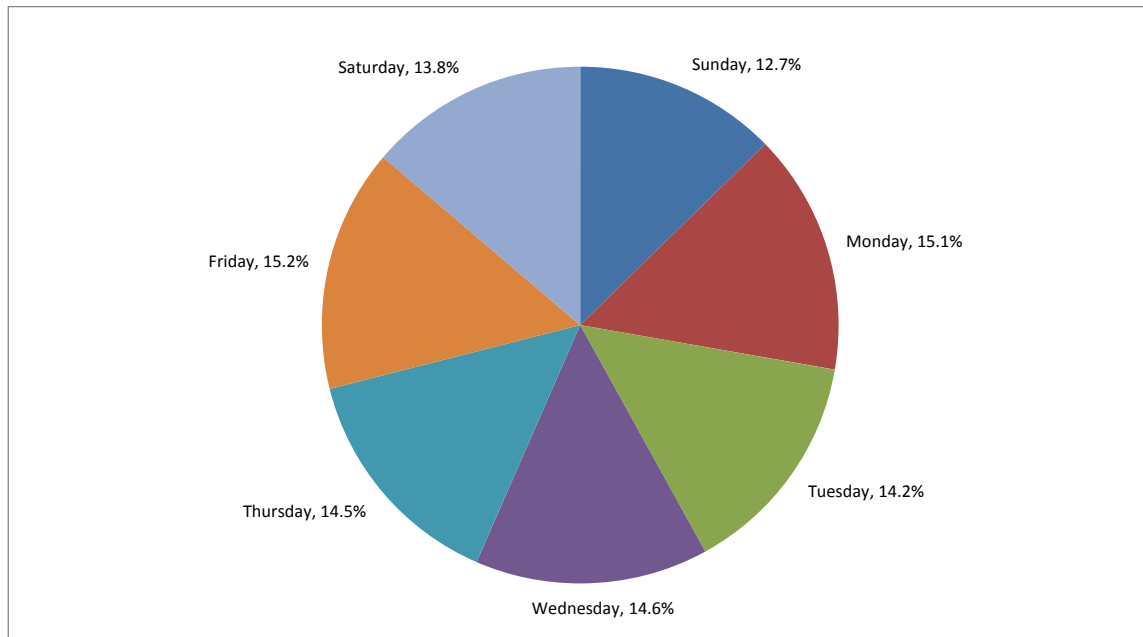
Larceny

The nature of larceny, a crime of opportunity, sneak thievery and petty unobserved thefts, makes it an extremely difficult offense for law enforcement officers to solve. A lack of witnesses and the volume of these crimes work in the offender's favor.

Location	Count
Residence/Home	39,702
Commercial (Includes Stores)	44,468
Educational Facility	2,797
Government/Public Building	2,055
Road/Parking/Camps	23,761
Construction/Industrial/Farm	1,159
Abandoned/Condemned Structure	27
Other/Unknown	3,224

Type of Theft	Count
Pocket-picking	418
Purse-snatching	163
Shoplifting	28,221
Theft From Building	14,868
Theft From Coin Operated Machine or Device	106
Theft From Motor Vehicle	28,842
Theft of Motor Vehicle Parts/Accessories	7,816
All Other Larceny	36,759
Total	117,193

Larcenies by Day of the Week





Motor Vehicle Theft

Theft of a motor vehicle. A motor vehicle is defined as a self-propelled vehicle that runs on the surface of land and not on rails, and which fits one of the following descriptions:

Automobiles - *sedans, coupes, station wagons, convertibles, taxicabs, or other similar motor vehicles which serve the primary purpose of transporting people*

Buses - *motor vehicles which are specifically designed (but not necessarily used) to transport groups of people on a commercial basis*

Recreational Vehicles - *motor vehicles which are specifically designed (but not necessarily used) to transport people and also provide them temporary lodging for recreational purposes*

Trucks - *motor vehicles which are specifically designed (but not necessarily used) to transport cargo*

Other Motor Vehicles - *any other motor vehicles, e.g., motorcycles, motor scooters, trail bikes, mopeds, snowmobiles, golf carts, etc., whose primary purpose is to transport people*

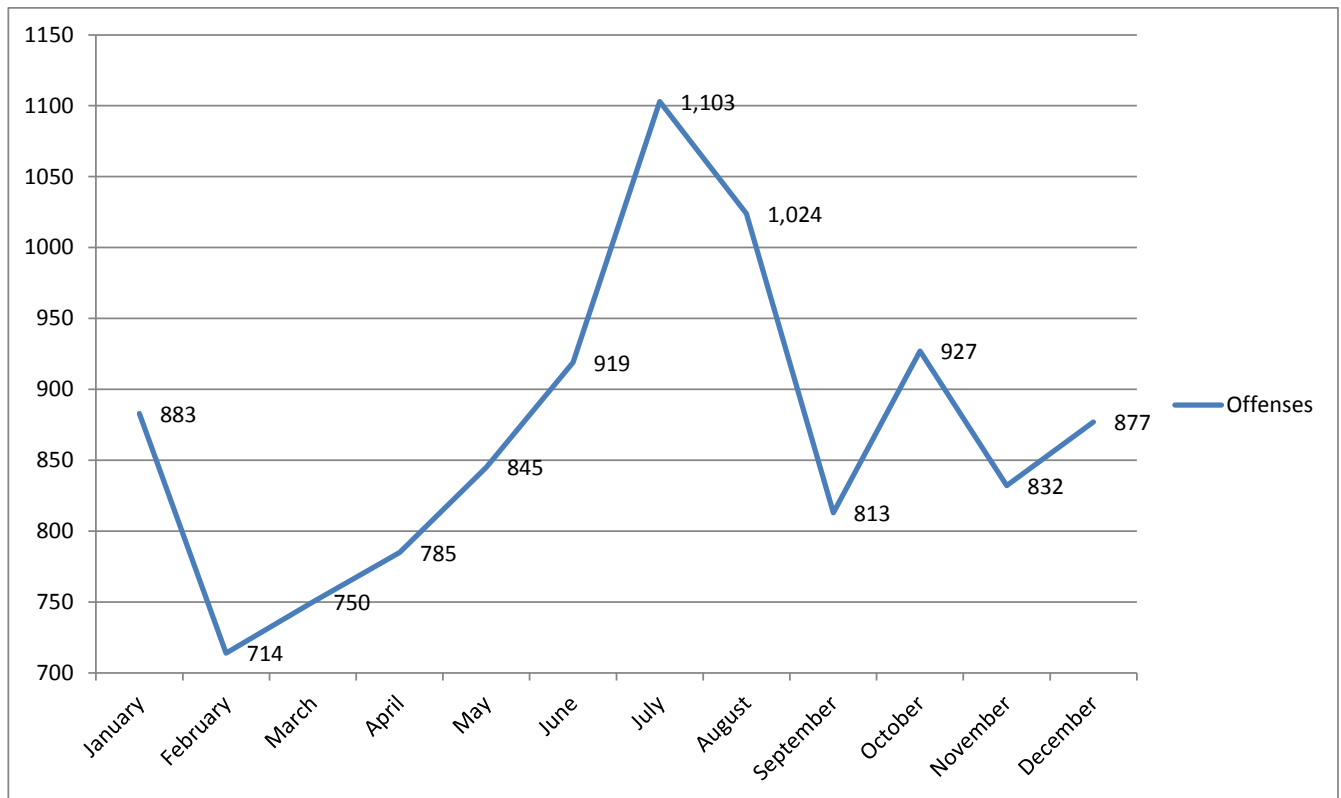
Motor Vehicle Theft



All cases where motor vehicles are taken by persons not having lawful access even though the vehicles are later abandoned are counted in this offense. Joyriding is included.

Unauthorized use by chauffeurs and others having lawful access to the vehicle is not included in motor vehicle theft.

In 2018, contributing agencies reported 10,472 offenses of motor vehicle theft. A total of 11,040 motor vehicles were reported stolen. July had the greatest occurrence of offenses reported.



Victims and Offenders of Motor Vehicle Thefts

Motor Vehicle Theft Victims	FEMALE			MALE		
	Race	Under 18	18 to 34	Over 34	Under 18	18 to 34
White	9	824	1,339	16	1,158	2,311
Black or African American	4	812	933	2	698	1,154
American Indian or Alaska Native		1	2		3	4
Asian		18	26		39	76
Unknown		35	53	3	67	72
Total	13	1,690	2,353	21	1,965	3,617

Motor Vehicle Theft Offenders	FEMALE			MALE		
	Race	Under 18	18 to 34	Over 34	Under 18	18 to 34
White	53	307	178	233	877	435
Black or African American	87	165	86	703	1,006	366
American Indian or Alaska Native				1		
Asian		1	1	4	8	3
Unknown	1	8	9	12	41	22
Total	141	481	274	953	1,932	826

Note: Data only includes victims and offenders with known sex and age.

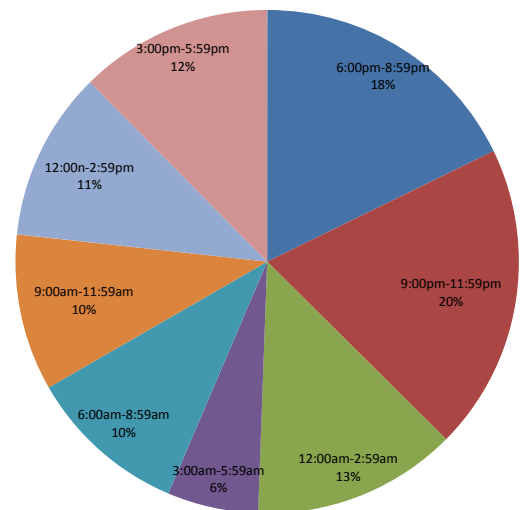
Motor Vehicle Theft

Location of MVT	Count
Residence/Home	4,454
Parking/Drop Lot/Garage	2,283
Highway/Road/Alley/Street/Sidewalk	2,110
Commercial/Office Building	198
Convenience Store	180
Auto Dealership New/Used	177
Service/Gas Station	149
Hotel/Motel/Etc.	136
Field/Woods/Waterways/Camps	68
Rental Storage Facility	62
Specialty Store	62
Construction/Industrial/Farm	59
Restaurant	58
Department/Discount Store	48
Educational Facility	42
Government/Public Building	39
Air/Bus/Train Terminal	37
Grocery/Supermarket	30
Church/Synagogue/Temple/Mosque	23
Drug Store/Doctor's Office/Hospital	20
Bar/Nightclub	19
Park/Playground	15
Bank/Savings and Loan	12
Shopping Mall	10
Arena/Stadium/Fairgrounds/Coliseum	3
Rest Area	3
Amusement Park	2
Liquor Store	1
Jail/Prison/Penitentiary/Corrections Facility	1
Tribal Lands	1

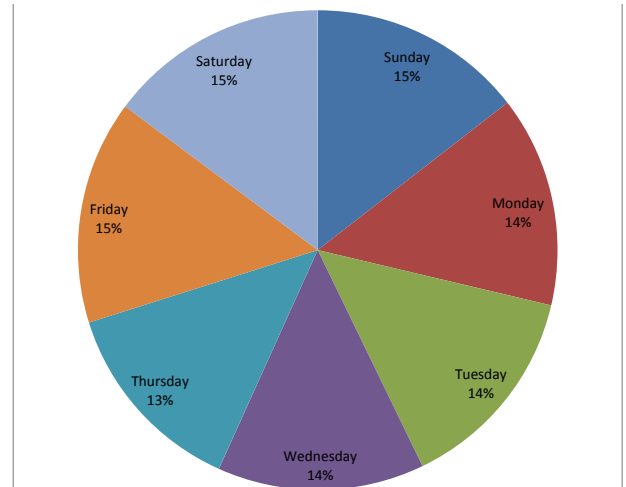
Vehicle Type	Recovered
Automobiles	8,486
Recreational Vehicles	191
Buses	2
Other Motor Vehicles	646
Trucks	511
Total	9,836

Recovered motor vehicles may have been stolen during or before the 2018 year.

Motor Vehicle Thefts by Time of Day



Motor Vehicle Thefts by Day of Week





Arson

To unlawfully and intentionally damage, or attempt to damage, any real or personal property by fire or incendiary device

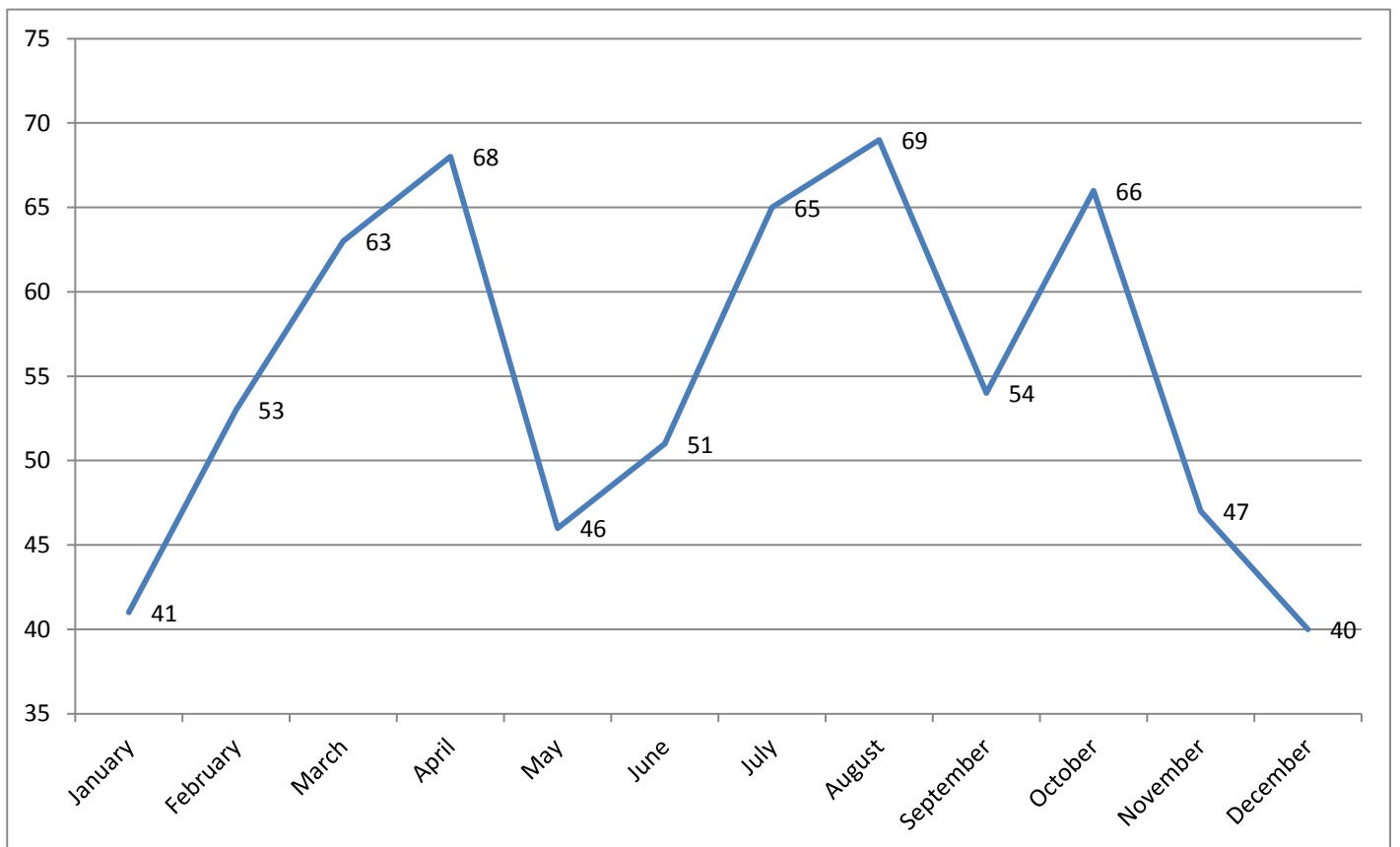
The value of property burned, including incidental damage resulting from fighting the fire, is reported in the value of the property loss.

Arson



Only fires determined through investigation to have been unlawfully and intentionally set are classified as Arson. Attempts to burn are included, but fires of suspicious or unknown origin are not reported.

There were 663 arsons/attempted arsons reported in 2018 by the contributing agencies resulting in a total property loss of \$15,742,859. The month of August had the most occurrences of arson reported.



Arson

CLASSIFICATION BY LOCATION AND VICTIM-OFFENDER COUNT

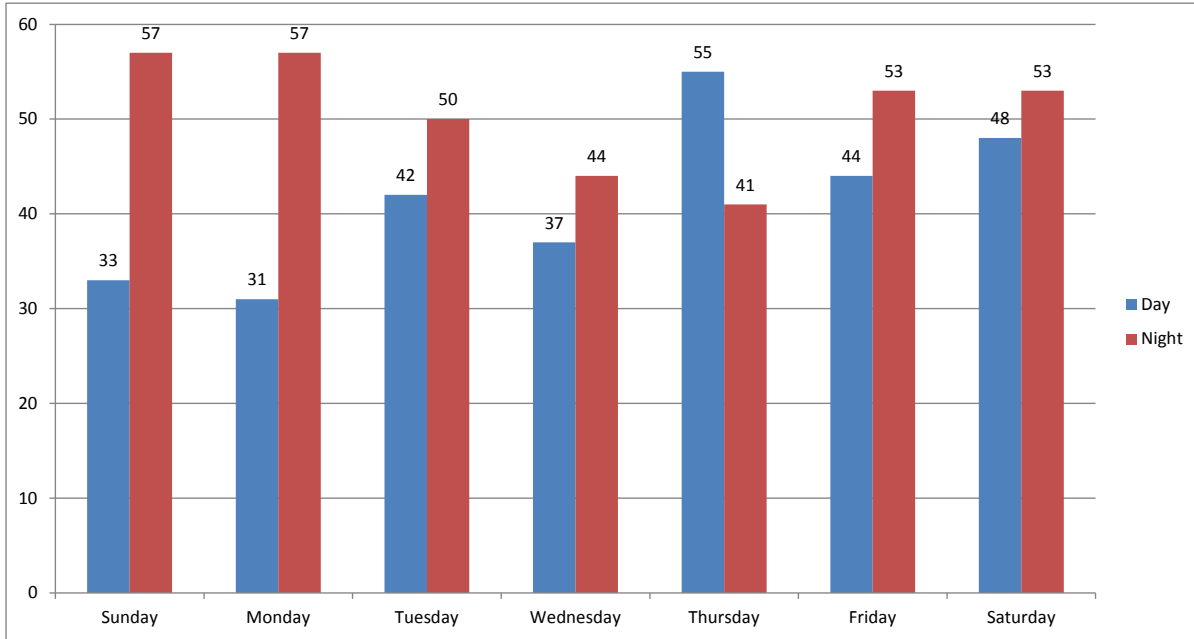
Location of Arsons	Percent
Residence/Home	56.6%
Highway/Road/Alley/Street/Sidewalk	10.1%
Field/Woods/Waterways/Camps	8.1%
Parking/Drop Lot/Garage	6.8%
Educational Facility	3.6%
Commercial/Office Building	2.7%
Park/Playground	2.1%
Construction/Industrial/Farm	1.7%
Department/Discount Store	1.6%
Restaurant	1.3%
Convenience Store	0.9%
Government/Public Building	0.9%
Church/Synagogue/Temple/Mosque	0.8%
Hotel/Motel/Etc.	0.6%
Rental Storage Facility	0.6%
Air/Bus/Train Terminal	0.3%
Service/Gas Station	0.3%
Jail/Prison/Penitentiary/Corrections Facility	0.3%
Shelter – Mission/Homeless	0.3%
Grocery/Supermarket	0.2%
Specialty Store	0.2%

Victims	Male	Female
White	182	126
Black or African American	82	111
American Indian or Alaska Native	0	0
Asian	2	2
Unknown	6	7
Total	272	246

Offenders	Male	Female
White	58	207
Black or African American	44	130
American Indian or Alaska Native	0	0
Asian	1	0
Unknown	1	2
Total	104	339

Arson

Arson by Day of Week and Time of Day




Loss Value by Property Type

Property Description	Value of Loss
Automotive	\$973,898.00
Financial	\$40,000.00
Merchandise/Goods	\$305,597.00
Structures - Single Occupancy Dwellings	\$7,180,072.00
Structures - Other Dwellings	\$3,683,027.00
Structures - Commercial/Business	\$235,510.00
Structures - Industrial/Manufacturing	\$0.00
Structures - Public/Community	\$131,729.00
Structures - Storage	\$920,600.00
Structures - Other	\$2,101,225.00
Technology	\$100.00
Tools/Equipment	\$33,100.00
Other	\$138,001.00
Total	\$15,742,859.00



III

Summary of Group A Offenses



Violent Crime

Violent crime offenses include murder/nonnegligent manslaughter, aggravated assault, forcible sex offenses and robbery. All violent crimes involve force or threat of force.

In 2018, contributing agencies reported 18,269 violent crime offenses involving 20,177 individual victims.

Relationship of Victim to Offender	Percent
Spouse	3.7%
Ex-Spouse	0.4%
Common-Law Spouse	0.3%
Boyfriend/Girlfriend	10.1%
Homosexual Relationship	0.4%
Child	4.2%
Stepchild	1.0%
Grandchild	0.7%
Sibling (Brother or Sister)	2.5%
Stepsibling	0.4%
Parent	1.1%
Stepparent	0.4%
Grandparent	0.1%
In-Law	0.3%
Other Family Member	3.5%
Child of Boyfriend/Girlfriend	0.7%
Babysittee (the Baby)	0.3%
Friend	4.1%
Employer	0.1%
Employee	0.3%
Neighbor	1.0%
Acquaintance	16.7%
Otherwise Known	8.6%
Stranger	13.0%
Victim was Offender	2.5%
Unknown	23.9%

Violent Crime: Offender Suspected of Using		
Offense	Alcohol	Drugs
Murder and Nonnegligent Manslaughter	22	21
Forcible Rape	240	89
Forcible Sodomy	51	20
Sexual Assault With An Object	53	15
Forcible Fondling	128	20
Aggravated Assault	1,011	259
Robbery	88	77
TOTAL	1593	501

Violent Crime Location By Offense

Locations	Murder Nonneg. Man- slaughter	Forcible Rape	Forcible Sodomy	Sexual As- sault With An Object	Forcible Fondling	Aggravat- ed Assault	Robbery
Abandoned/Condemned Structure		5	2			2	
Air/Bus/Train Terminal		1	1	1	13	14	5
Amusement Park						2	1
Arena/Stadium/Fairgrounds/Coliseum		1		1	2	5	1
ATM Separate from Bank							3
Auto Dealership New/Used					1	1	1
Bank/Savings and Loan						4	86
Bar/Nightclub	4	10	1	3	22	146	10
Church/Synagogue/Temple/Mosque		5	1	2	5	11	13
Commercial/Office Building	3	4	3		23	32	32
Construction/Industrial/Farm	1	2	1		6	16	5
Convenience Store	5	1	2		19	110	397
Department/Discount Store	3	1		2	15	33	95
Drug Store/Doctor's Office/Hospital		12	5	9	42	60	47
Educational Facility		67	28	49	291	148	37
Field/Woods/Waterways/Camps	8	62	19	7	36	69	54
Gambling Facility/Casino/Race Track						1	12
Government/Public Building		8	9	3	20	39	10
Grocery/Supermarket	1			1	5	18	35
Highway/Road/Alley/Street/Sidewalk	93	50	12	15	131	1,775	1,031
Hotel/Motel/Etc.	8	107	16	14	53	185	100
Jail/Prison/Penitentiary/Corrections Facility	1	2	8	7	16	58	
Liquor Store						5	6
Military Installation							
Other/Unknown	1	60	15	43	89	126	63
Park/Playground		15	6	1	32	67	47
Parking/Drop Lot/Garage	29	51	9	10	57	610	492
Rental Storage Facility		1	1		1	3	
Residence/Home	209	1,327	438	343	1,757	4,923	766
Rest Area		1		1		1	1
Restaurant	2	4	3	4	32	95	96
Service/Gas Station	1	2	2	1	3	53	101
Shelter – Mission/Homeless			1			5	1
Shopping Mall		1	1	2	7	13	25
Specialty Store	3	1	1	2	13	18	50
TOTAL	372	1801	585	521	2691	8648	3623

Type Weapon/Force Involved By Violent Offense
(Up to 3 types of weapon/force can be reported for each offense.)

Weapon/Force	Murder Nonneg. Man-slaughter	Forcible Rape	Forcible Sodomy	Sexual Assault With An Object	Forcible Fondling	Aggravated Assault	Robbery
Firearm	284	24	9		5	2,367	1,845
Dangerous Weapons	42	31	8	10	13	2,261	372
Motor Vehicle/Vessel	5				1	348	6
Asphyxiation (by Drowning, Strangulation, Suffocation, Gas)	3	8	2		2	238	1
Personal Weapons (Hands, Fist, Feet, Arms, Teeth, Etc.)	20	1,098	377	309	1,891	2,643	1,031
Poison/Drugs	5	12	3	2	3	42	2
Fire/Explosives	1					30	5
Other	8	50	22	29	60	703	91
Unknown	18	167	29	32	139	274	174
None		447	149	140	626	206	212

Type Injury Sustained By Violent Offense

(Up to 5 injuries can be reported for each victim.)

Type of Injury	Forcible Rape	Forcible Sodomy	Sexual Assault With An Object	Forcible Fondling	Aggravated Assault	Robbery
Apparent Broken Bones	1				416	24
Possible Internal Injury	146	41	20	53	618	40
Severe Laceration			1	2	1,349	101
Apparent Minor Injury	367	76	85	164	2,629	887
Other Major Injury	25	8	3	7	1,414	90
Loss of Teeth					103	9
Unconsciousness	12	1		2	239	23
None	1,288	474	415	2,512	2,968	2,400

*Assaults are classified as 'aggravated' if a weapon is used, even if there is no injury to the victim. All other violent offenses include attempts.

**Hands, feet, fists, teeth, etc.

Victims and Offenders of Violent Crimes

Violent Crime Victims	FEMALE			MALE		
	Race	Under 18	18 to 34	Over 34	Under 18	18 to 34
White	2,227	2,495	1,669	939	2,079	1,762
Black or African American	993	1,937	1,103	688	2,115	1,508
American Indian or Alaska Native	5	7	4	2	7	5
Asian	35	64	66	10	65	80
Unknown	140	54	29	58	41	78
Total	3,400	4,557	2,871	1,697	4,307	3,433

Violent Crime Offenders	FEMALE			MALE		
	Race	Under 18	18 to 34	Over 34	Under 18	18 to 34
White	110	594	445	1,072	3,073	2,567
Black or African American	200	923	380	1,268	4,041	1,929
American Indian or Alaska Native		3	1	1	5	3
Asian	3	3	17	11	63	43
Unknown	17	16	9	55	91	74
Total	330	1,539	852	2,407	7,273	4,616

Note: Data only includes victims and offenders with known sex and age.

Property Crime

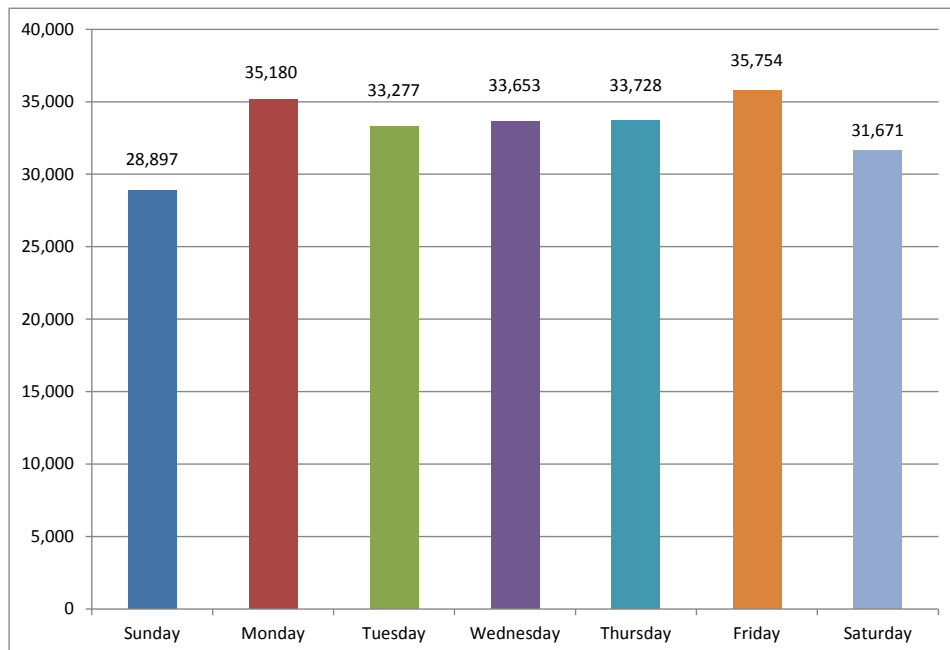
Property crimes, or crimes against property, are listed below. Robbery is considered a crime against property; however, it is also a violent crime and is listed again in the violent crime section of this report.

Contributing agencies reported 239,825 property offenses during 2018. More property crimes occurred on a Friday than any other day of the week.

Property Crime: Offender(s) Suspected of Using By Offense (Up to 3 suspected usages can be reported for each offense.)

Offense	Alcohol	Drugs	Computer
Arson	25	6	
Bribery	5	1	
Burglary/Breaking & Entering	171	121	3
Counterfeiting/Forgery	98	137	162
Destruction/Damage/Vandalism of Property	1,168	303	26
Embezzlement	16	11	94
Extortion/Blackmail		5	153
Fraud	272	475	2,184
Larceny	885	890	228
Motor Vehicle Theft	92	94	3
Robbery	88	77	15
Stolen Property Offenses	43	172	12
TOTAL	2,863	2,292	2,880

Property Crimes By Day of Week and Time of Day



Other Property Crime Locations

Locations	Percent
Abandoned/Condemned Structure	0.04%
Air/Bus/Train Terminal	0.33%
ATM Separate from Bank	0.08%
Auto Dealership New/Used	0.39%
Bank/Savings and Loan	1.49%
Bar/Nightclub	0.33%
Commercial/Office Building	2.47%
Construction/Industrial/Farm	0.81%
Convenience Store	3.94%
Department/Discount Store	8.87%
Drug Store/Doctor's Office/Hospital	1.06%
Educational Facility	2.14%
Field/Woods/Waterways/Camps	0.69%
Gambling Facility/Casino/Race Track	0.01%
Government/Public Building and other	2.23%
Grocery/Supermarket	2.80%
Highway/Road/Alley/Street/Sidewalk	9.35%
Hotel/Motel/Etc.	1.25%
Liquor Store	1.01%
Parking/Drop Lot/Garage	11.32%
Rental Storage Facility	0.38%
Residence/Home	41.23%
Rest Area	0.02%
Restaurant	2.20%
Service/Gas Station	1.38%
Shopping Mall	1.28%
Specialty Store	2.88%

Location of offense for arson, larceny and motor vehicle theft can be found in the sections pertaining to these individual offenses. Location of offense for robbery is listed in the section on Violent Crime.

Victims of Property Offenses

Victim Type	Count
Business	60,146
Financial Institution	590
Government	6,248
Individual	176,324
Law Enforcement Officer	8
Other	1,056
Religious Organization	586
Unknown	824

Offenders of All Property Crimes By Race and Gender

Property Crime Offenders	FEMALE			MALE		
	Under	18 to 34	Over 34	Under	18 to 34	Over 34
White	1,905	9,263	7,391	4,128	16,569	11,889
Black or African	1,756	8,508	3,837	5,871	18,908	9,125
American Indian or Alaska Native	1	14	8	4	13	21
Asian	62	196	131	86	284	179
Unknown	45	325	238	153	619	496
Total	3,769	18,306	11,605	10,242	36,393	21,710

Hate Crime

Hate crimes are not separate, distinct offenses, but rather reported crimes motivated by the offender's bias. Because of the difficulty of ascertaining the offender's subjective motivation, bias is reported only if investigation reveals sufficient information to lead a reasonable and prudent person to conclude that the offender's actions were motivated, in whole or in part, by bias against race, religion, disability, ethnicity or sexual-orientation. In 2018 there were 161 hate crimes reported.

Offense	Hate Crime-Bias Category					
	Race/Ethnicity/Ancestry Bias	Religious Bias	Sexual Orientation Bias	Disability Bias	Gender Bias	Gender Identity Bias
Aggravated Assault	5	1	1			
Arson		1				
Destruction/Vandalism of Property	30	13	9	1		1
Intimidation	18	6	4			
Simple Assault	32	4	7	7	1	
All Other Offenses	12	0	2	4	1	1
TOTAL	97	25	23	12	2	2

Race/Ethnicity/Ancestry Bias	
Anti-White	14
Anti-Black or African American	62
Anti-American Indian or Alaska Native	3
Anti-Asian	3
Anti-Multiple Races, Group	6
Anti-Hispanic or Latino	3
Anti-Other Race/Ethnicity/Ancestry	6

Sexual Orientation Bias	
Anti-Gay	10
Anti-Lesbian	2
Anti-Lesbian, Gay, Bisexual, or Transgender (Mixed Group)	11

Gender Bias	
Anti-Female	2

Religious Bias	
Anti-Jewish	15
Anti-Catholic	1
Anti-Protestant	1
Anti-Islamic (Muslim)	5
Anti-Other Christian	1
Anti-Other Religion	2

Disability Bias	
Anti-Physical Disability	5
Anti-Mental Disability	7

Gender Identity Bias	
Anti-Transgender	2

Victims and Offenders of Hate Crime

Hate Crime Victims	FEMALE			MALE			
	Race	Under	18 to 34	Over 34	Under	18 to 34	Over 34
White		11	17	6	13	22	
Black or African		7	9	8	8	16	
American Indian or Alaska Native				1			
Asian			1		1	3	
Unknown						5	
Total		0	18	27	15	22	46


Hate Crime Offenders	FEMALE			MALE			
	Race	Under	18 to 34	Over 34	Under	18 to 34	Over 34
White		2	6	3	14	18	22
Black or African			2	2	4	11	8
American Indian or Alaska Native					3		
Asian				1		3	
Unknown							2
Total		2	8	6	21	32	32

Note: Data only includes victims and offenders with known sex and age.



IV

Law Enforcement Officers Killed and Assaulted



Law Enforcement Officers Killed and Assaulted

Through the Incident Based Reporting program, additional information is collected on law enforcement officers assaulted and feloniously killed in the line of duty. During 2018, contributing agencies reported that one officer was feloniously killed in the line of duty and there were 1,452 other assaults on officers.

Information is provided on the activities and assignment at the time of the assault, type of weapon used to commit the offense, injuries involved and time the activity took place.

Additional information pertaining to law enforcement officers killed and assaulted is contained in an annual summary published by the FBI's National Uniform Crime Reporting Program.

Officer Assaults

Officer Activity	Count	Percent
Responding to Disturbance Call	318	21.9%
Burglaries in Progress or Pursuing Burglary Suspects	11	0.8%
Robberies in Progress or Pursuing Robbery Suspects	6	0.4%
Attempting Other Arrests	315	21.7%
Civil Disorder (Riot, Mass Disobedience, etc.)	13	0.9%
Handling, Transporting, Custody of Prisoners	219	15.1%
Investigating Suspicious Persons or Circumstances	145	10.0%
Ambush - No Warning		0.0%
Handling Persons with Mental Illness	98	6.7%
Traffic Pursuits and Stops	123	8.5%
All Other	204	14.0%
Total	1452	100.0%

**Officers Assaulted
by Weapon**

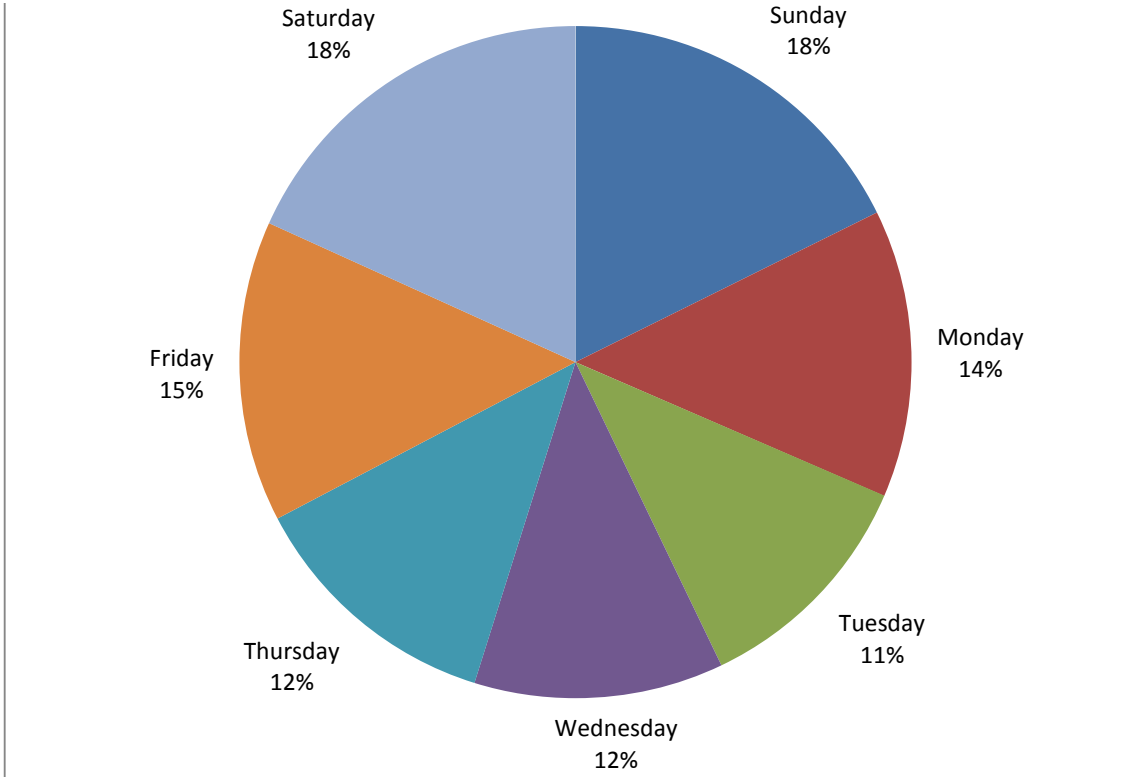


Type of Weapon (Up to 3 types of weapons can be reported per offense)	
Personal Weapons (Hands, Fist, Feet, Arms, Teeth, Etc.)	777
None	86
Other	60
Firearm	45
Motor Vehicle/Vessel	33
Dangerous Weapons	17
Unknown	6
Fire/Explosives	1
Asphyxiation	0

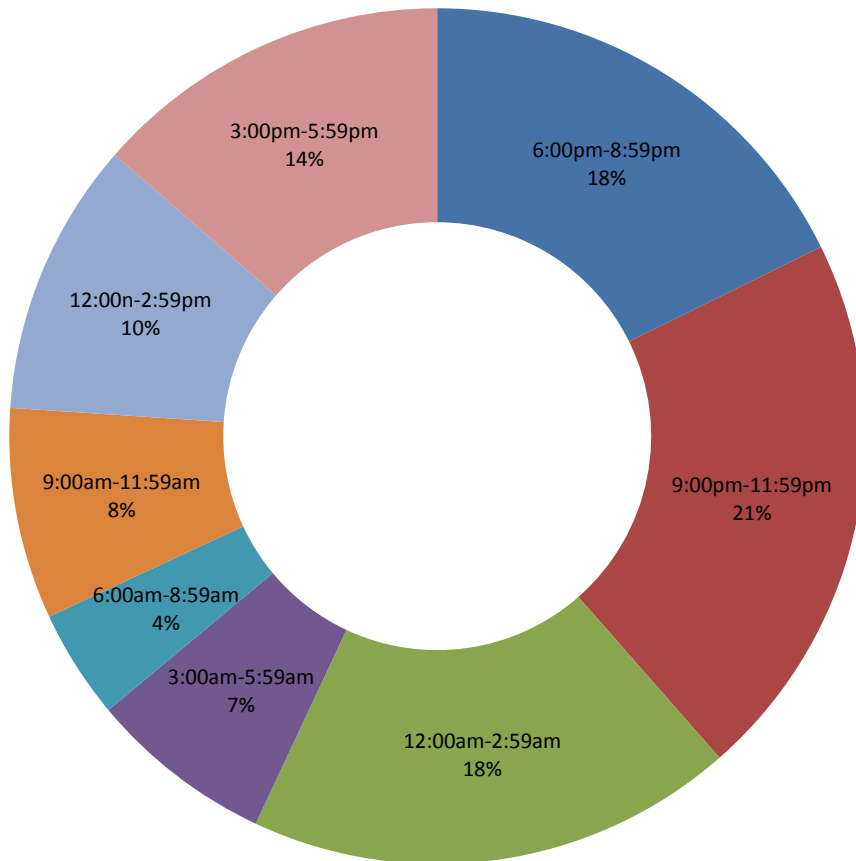
Assaults by Type of Officer Assignment	
Two-Officer Vehicle	95
One-Officer Vehicle (Alone)	363
One-Officer Vehicle (Assisted)	395
Detective or Special Assignment (Alone)	21
Detective or Special Assignment (Assisted)	20
Other (Alone)	53
Other (Assisted)	145

Type of Injury Sustained (Up to 5 injuries per victim may be reported)	
None	729
Apparent Minor Injury	277
Other Major Injury	8
Apparent Broken Bones	3
Possible Internal Injury	3
Severe Laceration	3
Loss of Teeth	0
Unconsciousness	0

Officer Assaults By Day of Week




Officer Assaults By Time of Day





V

Value of Property Loss



Value of Property Stolen and Recovered By Month

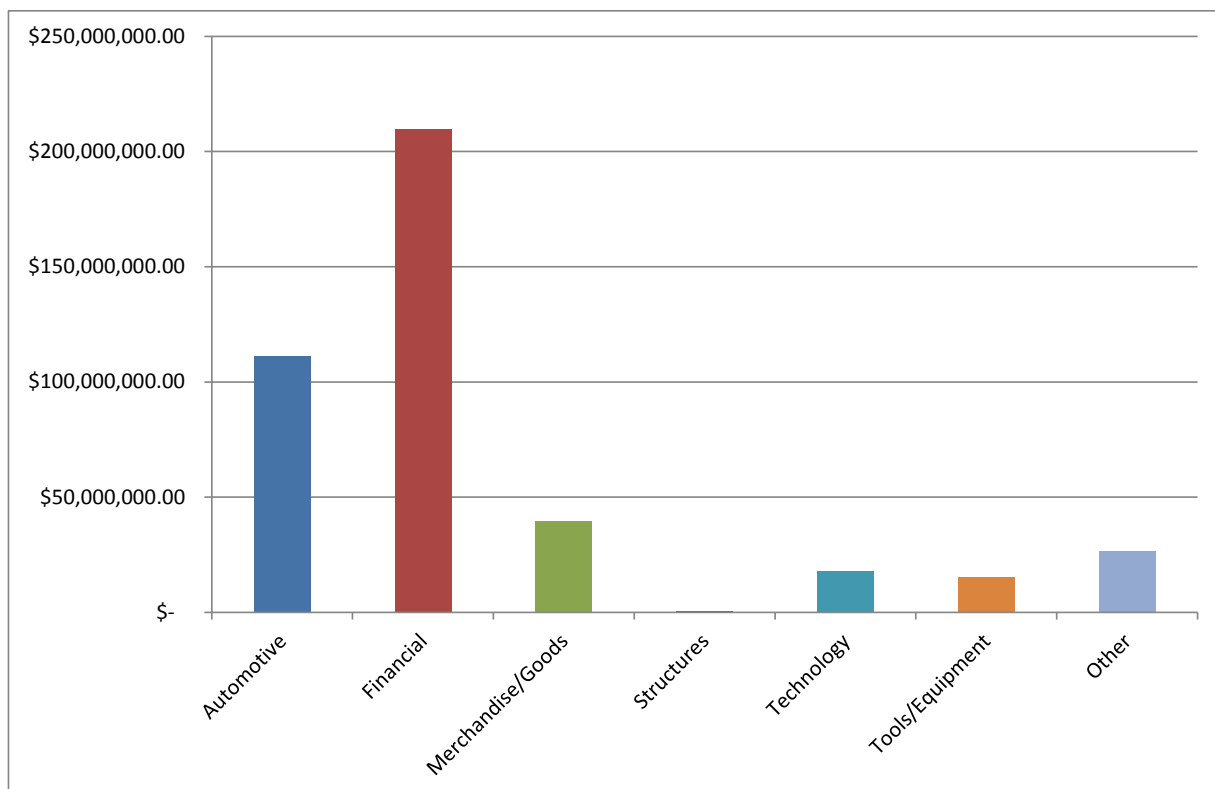
The table below indicates the total value of property stolen and recovered by month for contributing agencies during 2018.

Month	Stolen	Recovered	Percent Recovered
January	\$27,807,985.00	\$6,527,806.00	23.5%
February	\$22,091,180.00	\$5,275,807.00	23.9%
March	\$27,332,976.00	\$5,290,273.00	19.4%
April	\$21,072,359.00	\$5,493,638.00	26.1%
May	\$26,573,917.00	\$6,094,154.00	22.9%
June*	\$139,321,963.00	\$6,997,933.00	5.0%
July	\$27,392,016.00	\$8,733,769.00	31.9%
August	\$28,178,747.00	\$11,223,733.00	39.8%
September	\$24,780,573.00	\$6,184,330.00	25.0%
October	\$28,325,451.00	\$9,241,541.00	32.6%
November	\$24,273,825.00	\$6,262,412.00	25.8%
December	\$23,489,260.00	\$7,293,617.00	31.1%
TOTAL	\$420,640,252.00	\$84,619,013.00	20.1%

*During the month of June, one incident was reported with a stolen property value of over \$112,000,000.

Value of Property Stolen and Recovered by Type of Property

Type of Property	Stolen	Recovered	Percent
Automotive	\$111,237,185.00	\$67,958,926.00	61.1%
Financial	\$209,608,338.00	\$6,027,875.00	2.9%
Merchandise/Goods	\$39,385,392.00	\$3,205,680.00	8.1%
Structures	\$359,366.00	\$1,205.00	0.3%
Technology	\$18,055,105.00	\$1,274,333.00	7.1%
Tools/Equipment	\$15,541,150.00	\$1,866,010.00	12.0%
Other	\$26,453,716.00	\$4,284,984.00	16.2%
TOTAL	\$420,640,252.00	\$84,619,013.00	20.1%




Value of Property Stolen by Type of Property Offense

Offense Type	Count of Offenses	Stolen Value
All Other Larceny	36759	\$39,573,172.00
Bribery	20	\$2,000.00
Burglary/Breaking & Entering	15106	\$26,003,106.00
Counterfeiting/Forgery	6859	\$1,530.00
Credit Card/Automatic Teller Fraud	8041	\$7,492,003.00
Destruction/Damage/Vandalism of Property	49053	\$396.00
Embezzlement	2527	\$20,813,499.00
Extortion/Blackmail	598	\$3,516,775.00
False Pretenses/Swindle/Confidence Game	16387	\$168,434,786.00
Impersonation	6063	\$2,840,055.00
Kidnapping/Abduction	1518	\$17,013.00
Motor Vehicle Theft	10472	\$94,796,605.00
Pocket-picking	418	\$162,995.00
Purse-snatching	163	\$93,951.00
Robbery	3623	\$3,465,742.00
Shoplifting	28221	\$6,721,115.00
Stolen Property Offenses	1469	\$65.00
Theft From Building	14868	\$18,629,853.00
Theft From Coin Operated Machine/Device	106	\$54,607.00
Theft From Motor Vehicle	28842	\$15,146,502.00
Theft of Motor Vehicle Parts/Accessories	7816	\$1,879,742.00
Welfare Fraud	64	\$674,044.00
Wire Fraud	1687	\$10,317,618.00



VI Arrest Data



Arrest Data 2018

Arrest statistics reflecting characteristics such as age, gender and race are collected monthly from contributing law enforcement agencies. It should be remembered that arrest figures cannot directly be compared to offense figures. Several persons, for example, could be arrested for the same offense or the arrest of one person could solve several offenses. Arrests are primarily a measure of police activity as it relates to crime. Although law enforcement arrest policies vary, particularly with respect to juveniles, agencies are instructed to count one arrest each time an individual is taken into custody for committing one or more offenses. A juvenile arrest is counted when an offense is committed and the circumstances are such that if the juvenile had been an adult, an arrest would have been made.

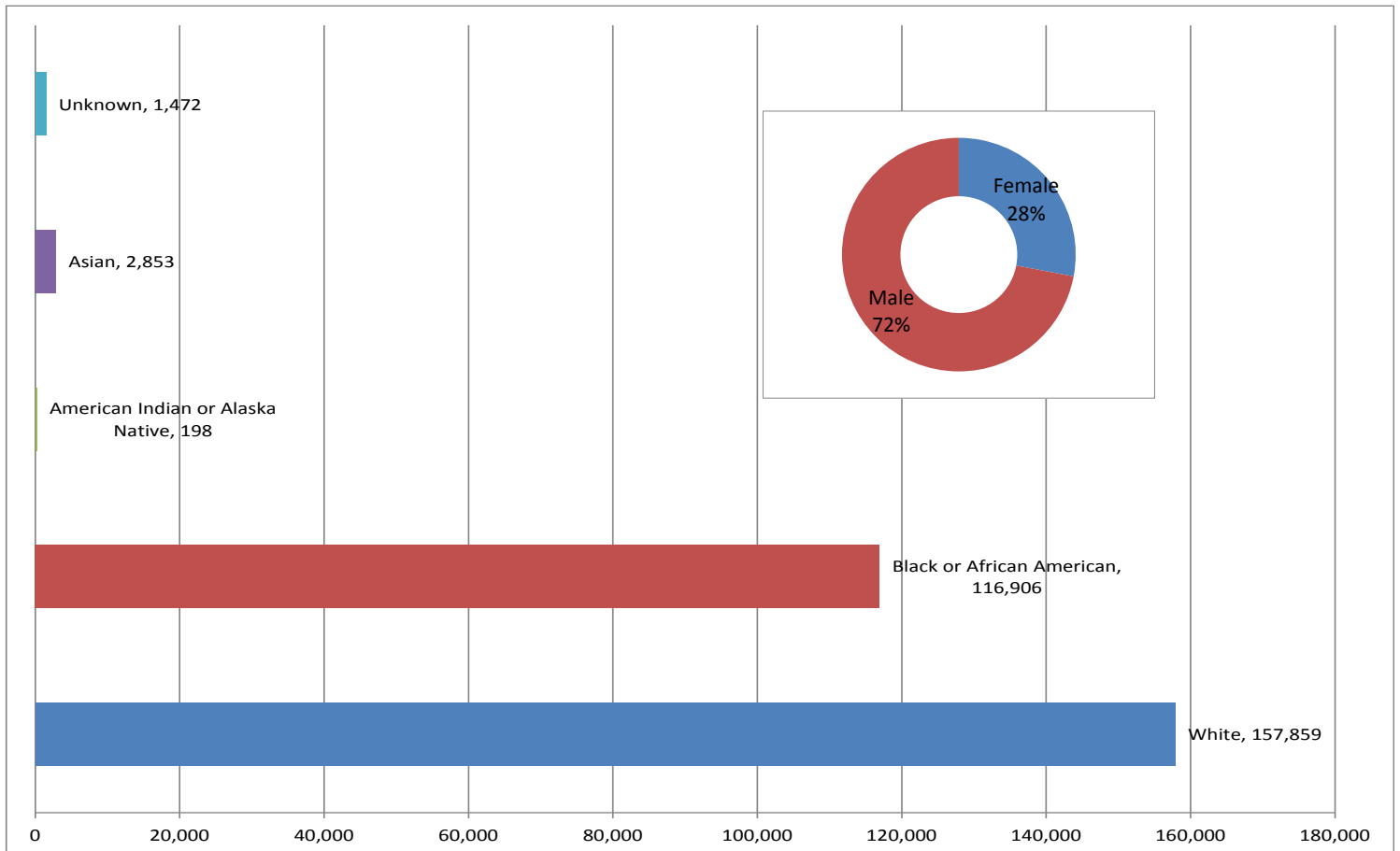
ARREST DATA BY REPORTING QUARTER

Reporting Quarter	Arrests	Percent
First Quarter	66,942	24.0%
Second Quarter	73,542	26.3%
Third Quarter	72,633	26.0%
Fourth Quarter	66,171	23.7%
TOTAL	279,288	100.0%

Arrest Data

Arrestee Age	Count	Percent
Under 10	67	0.02%
11 - 17	18,085	6.48%
18 - 24	65,795	23.56%
25 - 34	87,418	31.30%
35 - 44	52,359	18.75%
45 - 54	32,663	11.70%
55 - 64	18,208	6.52%
65 and over	4,603	1.65%
Unknown	90	0.03%
TOTAL	279,288	100.00%

Gender and Race of Arrestee

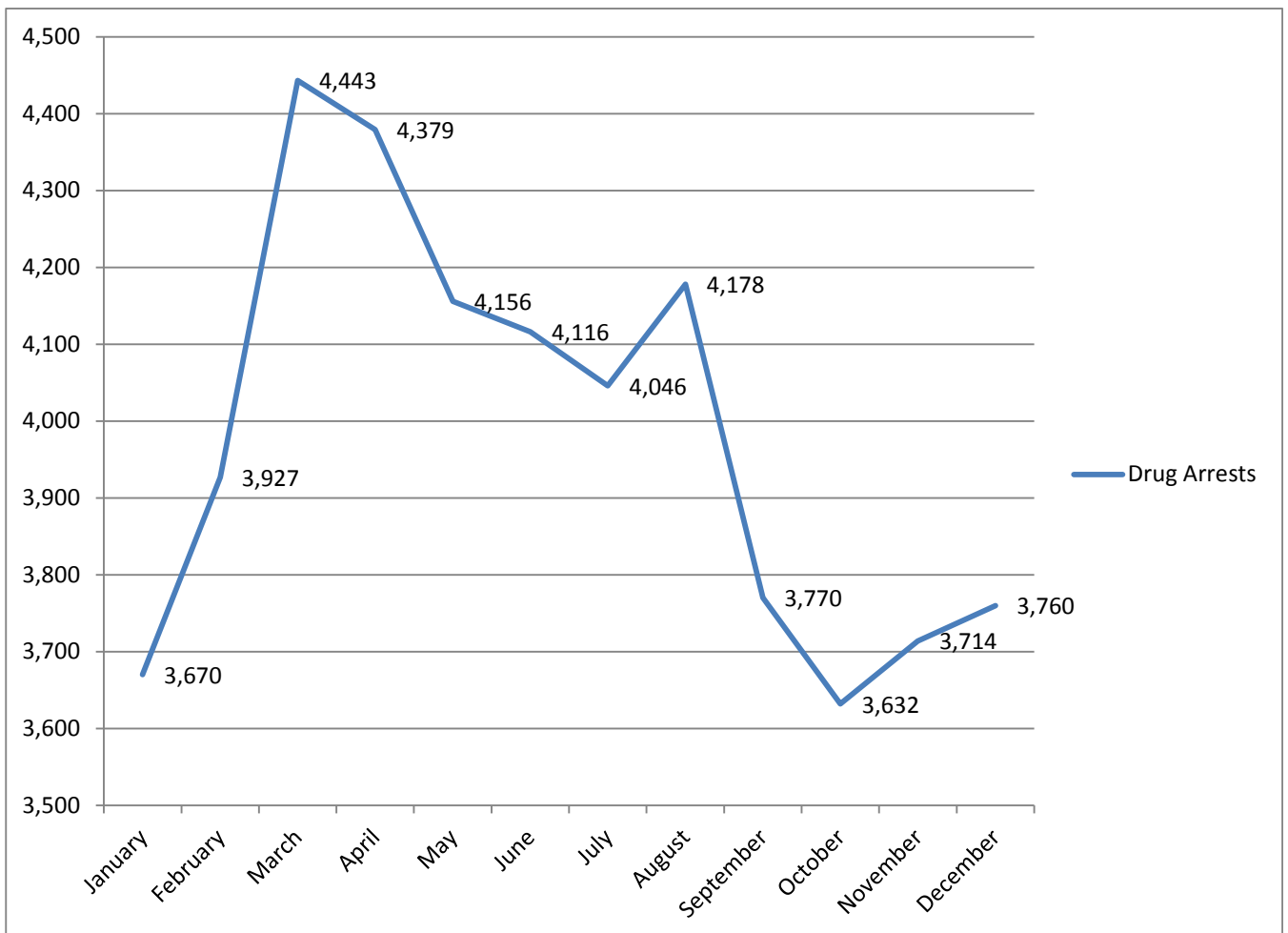


Drug Arrests



In 2018, 47,548 drug/narcotic arrests, including drug equipment violations, were reported by the contributing agencies. The month of March had the greatest number of drug/narcotic arrests reported.

Marijuana ranked highest in presence of total drug arrests with 59 percent. Drug/narcotic and drug equipment violation arrests constitute 35.8 percent of the total number of persons arrested for Group A offenses.



Drug Arrests

Type of Drug By Age

Up to 3 drug types may be collected during an arrest.

Drug Type	11 - 17	18 - 24	25 - 34	35 - 44	45 - 54	55 - 64	65 and over	Unk.	Total
Amphetamines/Methamphet-	18	530	1,405	911	480	126	13		3,483
Barbiturates	1	11	13	6	3	2	1		37
Cocaine (all forms except	17	525	1,065	523	268	119	21	1	2,539
Crack Cocaine	6	166	535	423	343	176	30		1,679
Hashish	4	100	76	29	7	1			217
Heroin	6	351	1,122	558	278	115	15	1	2,446
LSD	14	42	22	6	4	1			89
Marijuana	1,834	13,318	8,649	3,133	1,265	556	108	3	28,866
Morphine	2	8	22	6	5	3	1		47
Opium	4	12	24	19	4	4			67
Other Depressants	15	57	88	50	21	6	4		241
Other Drugs	44	242	333	196	98	39	7		959
Other Hallucinogens	2	35	44	19	8	8			116
Other Narcotics	25	285	571	370	190	86	16		1,543
Other Stimulants	5	46	52	19	12	7			141
Over 3 Drug Types	2	7	11	8	3				31
PCP		10	55	44	13	6			128
Unknown Type Drug	207	1,964	2,257	1,108	482	251	44		6,313
TOTAL	2,206	17,709	16,344	7,428	3,484	1,506	260	5	48,942

Juvenile Arrests Offenses By Age

Group A Arrests	Under 10	10	11	12	13	14	15	16	17	Total
Murder							2	4	14	20
Negligent Manslaughter					1			1		2
Kidnapping/Abduction				1	2	4	2	15	21	45
Forcible Rape		1	1	4	3	6	3	10	20	48
Forcible Sodomy			1	2	7	7	8	2	4	31
Sexual Assault With An Object				3		1	1	2	5	12
Forcible Fondling		2	5	10	22	21	17	14	15	106
Incest										0
Statutory Rape								1	2	3
Aggravated Assault		2	7	13	29	33	56	71	80	291
Simple Assault	18	9	61	185	292	424	452	587	511	2,539
Intimidation		3	16	23	37	49	43	43	47	261
Arson	1		2	2	5	9	8	11	6	44
Bribery										0
Burglary/Breaking & Entering		3	6	10	10	65	72	92	84	342
Counterfeiting/Forgery					1	2	1	6	10	20
Destruction/Vandalism	3	8	12	31	51	76	128	123	93	525
Embezzlement							1	6	18	25
Extortion/Blackmail				1	1	6	2	1	1	12
False Pretenses				2	1	5	14	8	24	54
Credit Card Fraud				2	1	2	6	2	7	20
Impersonation					2	5	10	16	19	52
Welfare Fraud										0
Wire Fraud										0
Robbery		1	1	6	13	46	66	105	106	344
Pocket-picking		1			6	13	9	16	10	55
Purse-snatching								2		2
Shoplifting	2	2	8	27	42	72	134	162	215	664

Group A Arrests	Under 10	10	11	12	13	14	15	16	17	Total
Theft From Building		1		4	8	15	20	10	14	72
Theft From Coin Operated										0
Theft From Motor Vehicle					1	6	11	14	20	52
Theft of Motor Vehicle Parts							1			1
All Other Larceny	1	4	14	57	120	242	352	430	420	1,640
Motor Vehicle Theft	1		1	2	13	36	58	49	63	223
Stolen Property Offenses			1	2	6	24	43	51	58	185
Drug/Narcotic Violations			4	24	60	177	308	603	995	2,171
Drug Equipment Violations				1	1		5	4	2	13
Betting/Wagering										0
Operating Gambling										0
Gambling Equipment Violations										0
Sports Tampering										0
Pornography/Obscene Material			5	9	19	19	19	11	12	94
Prostitution							1	1	2	4
Weapon Law Violations	2	2	11	7	24	28	62	78	91	305
Total Group A	28	39	156	428	778	1,393	1,915	2,551	2,989	10,277
Group B Arrests	Under 10	10	11	12	13	14	15	16	17	Total
Bad Checks										0
Curfew/Loitering/Vagrancy			3	17	36	68	120	188	187	619
Disorderly Conduct		1	13	36	64	119	129	123	114	598
Driving Under the Influence	1							13	38	51
Drunkenness				2	1	3	12	20	31	69
Family Offenses (Nonviolent)	1					4	8	12	11	35
Liquor Law Violations				4	20	27	81	163	228	523
Peeping Tom								1		1
Runaway	6	2	14	39	134	265	375	514	378	1,719
Trespass of Real Property	2	1	3	8	37	54	59	129	142	432
All Other Offenses	29	19	30	115	238	437	724	1,019	1,203	3,766
Total Group B	39	23	63	221	530	977	1,508	2,182	2,332	7,813

Adults Arrests Offenses By Age

Group A Arrests	18 - 24	25 - 34	35 - 44	45 - 54	55 - 64	65 and over	Total
Murder	147	100	45	16	21	6	335
Negligent Manslaughter	13	5	4	1	1		24
Kidnapping/Abduction	261	420	206	110	39	10	1,046
Forcible Rape	77	68	53	21	20	3	242
Forcible Sodomy	29	32	19	17	15	3	115
Sexual Assault With An Object	24	19	27	19	9	8	106
Forcible Fondling	72	98	90	76	53	34	423
Incest			3	1	1		5
Statutory Rape	29	7	5	2		1	44
Aggravated Assault	1,127	1,648	905	559	293	72	4,604
Simple Assault	5,945	9,723	6,094	3,637	1,848	529	27,776
Intimidation	256	382	241	154	75	18	1,126
Arson	47	31	39	21	12	4	154
Bribery	3	5	5				13
Burglary/Breaking & Entering	684	728	385	208	67	7	2,079
Counterfeiting/Forgery	423	543	319	186	63	21	1,555
Destruction/Vandalism	1,038	1,023	516	285	169	46	3,077
Embezzlement	390	417	230	129	53	34	1,253
Extortion/Blackmail	9	20	4	6	4	1	44
False Pretenses	588	1,011	680	452	227	58	3,016
Credit Card Fraud	76	145	60	31	10	3	325
Impersonation	269	335	219	95	35	3	956
Welfare Fraud	2	14	8	2	1		27
Wire Fraud			2	1			3
Robbery	562	319	134	63	32	3	1,113
Pocket-picking	72	78	58	25	17	2	252
Purse-snatching	8	2	3	1	1		15
Shoplifting	2,742	3,033	2,022	1,251	652	158	9,858

Group A Arrests	18 - 24	25 - 34	35 - 44	45 - 54	55 - 64	65 and over	Total
Theft From Building	133	203	128	69	31	8	572
Theft From Coin Operated	2	5		3	4		14
Theft From Motor Vehicle	141	90	35	23	16	2	307
Theft of Motor Vehicle Parts	18	19	12	5	6	2	62
All Other Larceny	3,163	3,142	1,868	1,219	608	138	10,138
Motor Vehicle Theft	341	319	166	104	35	5	970
Stolen Property Offenses	405	274	149	71	30	4	933
Drug/Narcotic Violations	17,220	15,483	6,969	3,272	1,417	251	44,612
Drug Equipment Violations	175	337	168	53	14	1	748
Betting/Wagering	4		1	1		2	8
Operating Gambling			2				2
Gambling Equipment Violations	1	2			1		4
Sports Tampering							0
Pornography/Obscene Material	65	97	48	41	16	10	277
Prostitution	40	72	31	37	14	2	196
Promoting Prostitution	39	73	45	28	9	4	198
Weapon Law Violations	1,368	1,330	579	348	213	93	3,931
Total Group A Arrests	38,008	41,652	22,577	12,643	6,132	1,546	122,558
Group B Arrests	18 - 24	25 - 34	35 - 44	45 - 54	55 - 64	65 and over	Total
Bad Checks	44	90	138	107	46	21	446
Curfew/Loitering/Vagrancy	8	12	7	6	20	1	54
Disorderly Conduct	606	734	444	286	169	56	2,295
Driving Under the Influence	3,809	7,099	4,576	3,283	1,980	561	21,308
Drunkenness	3,471	5,822	4,191	3,542	2,542	397	19,965
Family Offenses (Nonviolent)	130	570	500	262	98	9	1,569
Liquor Law Violations	1,681	566	476	633	598	105	4,059
Peeping Tom	6	10	12	1	3	1	33
Trespass of Real Property	1,633	1,724	1,072	986	892	263	6,570
All Other Offenses	16,399	29,139	18,366	10,914	5,728	1,643	82,189
Total Group B Arrests	27,787	45,766	29,782	20,020	12,076	3,057	138,488

Arrests by Gender

Offense	Female	Male
Murder and Nonnegligent Manslaughter	43	312
Negligent Manslaughter	3	23
Kidnapping/Abduction	115	976
Forcible Rape		290
Forcible Sodomy	6	140
Sexual Assault With An Object	10	108
Forcible Fondling	19	511
Incest		5
Statutory Rape		47
Aggravated Assault	1,039	3,856
Simple Assault	10,102	20,219
Intimidation	313	1,074
Arson	47	151
Bribery	5	8
Burglary/Breaking & Entering	365	2,057
Counterfeiting/Forgery	564	1,011
Destruction/Damage/Vandalism of Property	859	2,743
Embezzlement	636	643
Extortion/Blackmail	17	40
False Pretenses/Swindle/Confidence Game	1,009	2,062
Credit Card/Automatic Teller Fraud	150	195
Impersonation	322	686
Welfare Fraud	22	5
Wire Fraud	2	1
Robbery	185	1,272
Pocket-picking	115	192
Purse-snatching	5	12
Shoplifting	5,401	5,125
Theft From Building	211	434
Theft From Coin Operated Machine or Device	3	11
Theft From Motor Vehicle	68	291
Theft of Motor Vehicle Parts/Accessories	7	56
All Other Larceny	4,457	7,322
Motor Vehicle Theft	264	930
Stolen Property Offenses	140	978
Drug/Narcotic Violations	11,770	35,017
Drug Equipment Violations	293	468
Betting/Wagering	1	7
Operating/Promoting/Assisting Gambling		2
Gambling Equipment Violations		4
Sports Tampering		
Pornography/Obscene Material	54	318
Prostitution	157	43
Assisting or Promoting Prostitution	101	97
TOTAL	39,306	93,552

Arrests by Race

Offense	White	Black or African American	American Indian or Alaska Native	Asian	Unknown
Murder and Nonnegligent Manslaughter	103	249		2	1
Negligent Manslaughter	21	5			
Kidnapping/Abduction	550	523	3	11	4
Forcible Rape	185	99		4	2
Forcible Sodomy	87	54		3	2
Sexual Assault With An Object	79	34		2	3
Forcible Fondling	325	189		11	5
Incest	5				
Statutory Rape	31	14		1	1
Aggravated Assault	2,310	2,531	4	45	5
Simple Assault	16,122	13,733	26	350	90
Intimidation	798	575	1	11	2
Arson	111	86		1	
Bribery	8	3		2	
Burglary/Breaking & Entering	1,332	1,066	2	19	3
Counterfeiting/Forgery	834	720	2	12	7
Destruction/Damage/Vandalism of Property	1,925	1,633	1	24	19
Embezzlement	603	644	2	21	8
Extortion/Blackmail	27	30			
False Pretenses/Swindle/Confidence Game	1,736	1,267	4	40	24
Credit Card/Automatic Teller Fraud	200	143		2	
Impersonation	448	547	1	5	7
Welfare Fraud	14	12			1
Wire Fraud	2	1			
Robbery	450	1,000		5	2
Pocket-picking	150	149		8	
Purse-snatching	8	9			
Shoplifting	6,180	4,185	6	107	48
Theft From Building	423	211	2	5	4
Theft From Coin Operated Machine or Device	11	3			
Theft From Motor Vehicle	187	169		2	1
Theft of Motor Vehicle Parts/Accessories	45	18			
All Other Larceny	6,165	5,403	4	181	26
Motor Vehicle Theft	609	578		3	4
Stolen Property Offenses	397	716	1	3	1
Drug/Narcotic Violations	25,306	20,712	34	471	264
Drug Equipment Violations	622	136	1	1	1
Betting/Wagering		7		1	
Operating/Promoting/Assisting Gambling		2			
Gambling Equipment Violations	3			1	
Sports Tampering					
Pornography/Obscene Material	288	73		8	3
Prostitution	94	87		19	
Assisting or Promoting Prostitution	85	87		25	1
Weapon Law Violations	1,736	2,438		19	43
TOTAL	70,615	60,141	94	1,425	582

Group A Arrests

Offense	Count	Percent
Murder and Nonnegligent Manslaughter	355	0.27%
Negligent Manslaughter	26	0.02%
Kidnapping/Abduction	1,091	0.82%
Forcible Rape	290	0.22%
Forcible Sodomy	146	0.11%
Sexual Assault With An Object	118	0.09%
Forcible Fondling	530	0.40%
Incest	5	0.00%
Statutory Rape	47	0.04%
Aggravated Assault	4,895	3.68%
Simple Assault	30,321	22.82%
Intimidation	1,387	1.04%
Arson	198	0.15%
Bribery	13	0.01%
Burglary/Breaking & Entering	2,422	1.82%
Counterfeiting/Forgery	1,575	1.19%
Destruction/Damage/Vandalism of Property	3,602	2.71%
Embezzlement	1,279	0.96%
Extortion/Blackmail	57	0.04%
False Pretenses/Swindle/Confidence Game	3,071	2.31%
Credit Card/Automatic Teller Fraud	345	0.26%
Impersonation	1,008	0.76%
Welfare Fraud	27	0.02%
Wire Fraud	3	0.00%
Robbery	1,457	1.10%
Pocket-picking	307	0.23%
Purse-snatching	17	0.01%
Shoplifting	10,526	7.92%
Theft From Building	645	0.49%
Theft From Coin Operated Machine or Device	14	0.01%
Theft From Motor Vehicle	359	0.27%
Theft of Motor Vehicle Parts/Accessories	63	0.05%
All Other Larceny	11,779	8.87%
Motor Vehicle Theft	1,194	0.90%
Stolen Property Offenses	1,118	0.84%
Drug/Narcotic Violations	46,787	35.22%
Drug Equipment Violations	761	0.57%
Betting/Wagering	8	0.01%
Operating/Promoting/Assisting Gambling	2	0.00%
Gambling Equipment Violations	4	0.00%
Sports Tampering	0	0.00%
Pornography/Obscene Material	372	0.28%
Prostitution	200	0.15%
Assisting or Promoting Prostitution	198	0.15%
Purchasing Prostitution	0	0.00%
Weapon Law Violations	4,236	3.19%
TOTAL	132,858	100.00%

Group B Arrests By Gender

Offense	Female	Male
Bad Checks	217	231
Curfew/Loitering/Vagrancy Violations	228	445
Disorderly Conduct	877	2,018
Driving Under the Influence	5,385	15,977
Drunkenness	3,904	16,149
Family Offenses (Nonviolent)	382	1,223
Liquor Law Violations	1,224	3,359
Peeping Tom	7	27
Runaway	987	740
Trespass of Real Property	1,580	5,427
All Other Offenses	24,081	61,962
TOTAL	38,872	107,558


Group B Arrests By Race

Offense	White	Black or African American	American Indian or Alaska Native	Asian	Unknown
Bad Checks	300	141		5	2
Curfew/Loitering/Vagrancy Violations	316	351		5	1
Disorderly Conduct	1,324	1,542	2	18	9
Driving Under the Influence	15,029	5,744	22	378	189
Drunkenness	14,216	5,518	39	216	64
Family Offenses (Nonviolent)	579	1,015		6	5
Liquor Law Violations	3,105	1,358	4	76	40
Peeping Tom	25	9			
Runaway	914	781		32	
Trespass of Real Property	3,311	3,569	3	70	54
All Other Offenses	48,125	36,737	34	621	526
TOTAL	87,244	56,765	104	1,427	890



VII

Officer-Involved Shooting



Officer Involved Shooting 2018

The 2016 session of the General Assembly passed an amendment adding § 52-28.2 which specifies the reporting requirement for all Officer Involved Shootings.*

§ 52-28.2. Reporting of officer-involved shootings; inclusion in annual Crime in Virginia report. The Department of State Police shall include any officer-involved shooting and whether such shooting was determined to be justified in the annual Crime in Virginia report.**


Date	Jurisdiction of Offense	Jurisdiction of Officer	Justified or Not Justified
January 7, 2018	Danville City	Danville City	Justified
January 27, 2018	Richmond City	Richmond City	Justified
February 1, 2018	Hampton City	Hampton City	Justified
March 1, 2018	Henrico County	Virginia State Police	Justified
March 8, 2018	Spotsylvania County	Spotsylvania County	Justified
March 13, 2018	Richmond City	Richmond City	Justified
March 26, 2018	Wise County	Wise County	Justified
April 8, 2018	Danville City	Danville City	Justified
May 3, 2018	Arlington County	Arlington County	Justified
May 7, 2018	Rockingham County	Rockingham County	Justified
May 8, 2018	Washington County	Washington County	Justified
May 13, 2018	Portsmouth City	Portsmouth City	Justified
May 14, 2018	Richmond City	Richmond City	Justified
May 24, 2018	Prince William County	Prince William County	Justified
June 22, 2018	Rockingham County	Rockingham County	Justified
July 23, 2018	Bristol City	Bristol City	Justified
August 1, 2018	Sussex County	Virginia State Police	Justified
August 12, 2018	Nelson County	Nelson County	Justified
August 18, 2018	Henrico County	Henrico County	Justified
August 25, 2018	Montgomery County	Montgomery County	Justified
September 8, 2018	Charlottesville	Charlottesville	Justified
September 18, 2018	Virginia Beach	Virginia Beach	Justified
October 6, 2018	Lynchburg City	Lynchburg City	Justified
November 4, 2018	Prince William County	Prince William County	Justified
November 14, 2018	Wythe County	Wythe County	Justified
December 2, 2018	Alexandria City	Alexandria City	Justified
December 5, 2018	Richmond City	Richmond City	Justified
December 18, 2018	Hopewell City	Hopewell City	Justified

* These data are not a part of Incident Based Reporting.

** Officer-involved shooting is defined as the discharge of a firearm by a law-enforcement officer (see § 9.1-101), that results in the death or serious bodily injury of another. Serious bodily injury is defined as, “Bodily injury that involves a substantial risk of death, unconsciousness, extreme physical pain, protracted and obvious disfigurement, or protracted loss or impairment of the function of a bodily member, organ, or mental faculty (18 U.S. Code § 2246).”



VII
Full-Time
Law Enforcement
Employees
and
Contributing Agencies
Overview



Full-Time Law Enforcement Employees as of October 31, 2018

Agency Type	Full Time Officer		Full Time Civilian		Total
	Male	Female	Male	Female	
County Total	8650	1266	517	1649	12082
City Total	4938	928	288	1164	7318
Other Agency Total	789	125	146	198	1258
College & University Total	537	97	145	166	945
Virginia State Police	1805	123	248	493	2669
TOTAL	16719	2539	1344	3670	24272

The following section will give specific information for each Virginia law enforcement agency.

For agencies without full year submission, footnote represents number of months of data submitted.

Human Trafficking, Identity Theft, Hacking, Purchasing Prostitution and Animal Cruelty offenses will be collected in the Crime in Virginia 2019 publication. At this time, there is no data for these offenses.



Abingdon Police Department - VA0940100 - NIBRS Agency Crime Overview - 2018

2018 Population Estimate	7,981	Offenses (*)	Arrests (**)	
		Reported	Adult	Juvenile
Law Enforcement Employees		Group A Offenses		
		Crimes Against Persons		
Sworn Male	19	Murder and Nonnegligent Manslaughter	0	0
Sworn Female	5	Negligent Manslaughter	0	0
Civilian Male	0	Kidnapping/Abduction	2	0
Civilian Female	3	Forcible Rape	2	1
Total:	27	Forcible Sodomy	0	0
		Sexual Assault With An Object	1	0
		Forcible Fondling	5	1
		Incest	0	0
Offense Overview		Statutory Rape	0	0
Incident Total	353	Aggravated Assault	2	1
Offense Total	382	Simple Assault	71	26
Group A Crimes per 100,000 population	4,423.0	Intimidation	0	0
		Human Trafficking, Commercial Sex Acts	0	0
		Human Trafficking, Involuntary Servitude	0	0
Arrest Overview		Crimes Against Property		
Total Arrests	415	Arson	0	0
Adult Arrests	385	Bribery	0	0
Juvenile Arrests	30	Burglary/Breaking & Entering	7	4
Unknown Age	0	Counterfeiting/Forgery	11	6
Arrests per 100,000 population	5,199.8	Destruction/Damage/Vandalism of Property	49	2
		Embezzlement	1	0
		Extortion/Blackmail	0	0
		False Pretenses/Swindle/Confidence Game	5	4
		Credit Card/Automatic Teller Fraud	2	2
		Impersonation	0	0
		Welfare Fraud	0	0
		Wire Fraud	0	0
		Identity Theft	0	0
		Hacking/Computer Invasion	0	0
		Robbery	2	0
		Pocket-picking	1	0
		Purse-snatching	0	0
		Shoplifting	22	11
		Theft From Building	1	0
		Theft From Coin Operated Machine or Device	0	0
		Theft From Motor Vehicle	25	2
		Theft of Motor Vehicle Parts/Accessories	5	0
		All Other Larceny	60	1
		Motor Vehicle Theft	10	3
		Stolen Property Offenses	0	0
		Crimes Against Society		
		Drug/Narcotic Violations	76	61
		Drug Equipment Violations	13	5
		Betting/Wagering	0	0
		Operating/Promoting/Assisting Gambling	0	0
		Gambling Equipment Violations	0	0
		Sports Tampering	0	0
		Pornography/Obscene Material	4	1
		Prostitution	0	0
		Assisting or Promoting Prostitution	0	0
		Purchasing Prostitution	0	0
		Weapon Law Violations	5	4
		Animal Cruelty	0	0
		Total Group A Offenses	382	135
			10	20

(*) Offenses are counted using the FBI Units of Count for Crime

(**) The 'Arrests' column shows arrests made for incidents during the selected period, regardless of arrest date. Arrest counts for the same period may change over time.

Accomack County Sheriff's Office - VA0010000 - NIBRS Agency Crime Overview - 2018

2018 Population Estimate		26,624	Offenses (*)	Arrests (**)	
			Reported	Adult	Juvenile
Law Enforcement Employees			Group A Offenses		
			Crimes Against Persons		
Sworn Male	48		Murder and Nonnegligent Manslaughter	1	0
Sworn Female	10		Negligent Manslaughter	0	0
Civilian Male	3		Kidnapping/Abduction	2	0
Civilian Female	7		Forcible Rape	10	2
Total:	68		Forcible Sodomy	3	1
			Sexual Assault With An Object	1	0
			Forcible Fondling	4	0
			Incest	1	0
Offense Overview			Statutory Rape	0	0
Incident Total	888		Aggravated Assault	35	5
Offense Total	982		Simple Assault	296	52
Group A Crimes per 100,000 population	3,335.3		Intimidation	5	0
			Human Trafficking, Commercial Sex Acts	0	0
			Human Trafficking, Involuntary Servitude	0	0
			Crimes Against Property		
Arrest Overview			Arson	1	0
Total Arrests	369		Bribery	0	0
Adult Arrests	348		Burglary/Breaking & Entering	64	1
Juvenile Arrests	20		Counterfeiting/Forgery	7	2
Unknown Age	1		Destruction/Damage/Vandalism of Property	137	2
Arrests per 100,000 population	1,386.0		Embezzlement	5	2
			Extortion/Blackmail	1	0
			False Pretenses/Swindle/Confidence Game	16	1
			Credit Card/Automatic Teller Fraud	25	5
			Impersonation	69	1
			Welfare Fraud	1	0
			Wire Fraud	13	0
			Identity Theft	0	0
			Hacking/Computer Invasion	0	0
			Robbery	9	2
			Pocket-picking	0	0
			Purse-snatching	0	0
			Shoplifting	23	10
			Theft From Building	6	0
			Theft From Coin Operated Machine or Device	0	0
			Theft From Motor Vehicle	6	0
			Theft of Motor Vehicle Parts/Accessories	0	0
			All Other Larceny	178	8
			Motor Vehicle Theft	9	1
			Stolen Property Offenses	0	0
			Crimes Against Society		
			Drug/Narcotic Violations	42	26
			Drug Equipment Violations	0	0
			Betting/Wagering	0	0
			Operating/Promoting/Assisting Gambling	0	0
			Gambling Equipment Violations	0	0
			Sports Tampering	0	0
			Pornography/Obscene Material	4	0
			Prostitution	0	0
			Assisting or Promoting Prostitution	0	0
			Purchasing Prostitution	0	0
			Weapon Law Violations	8	2
			Animal Cruelty	0	0
			Total Group A Offenses	982	123
					5
Group B Arrests					
Offense	Adult	Juvenile			
Bad Checks	1	0			
Curfew/Loitering/Vagrancy Violations	0	0			
Disorderly Conduct	5	1			
Driving Under the Influence	20	0			
Drunkenness	50	0			
Family Offenses (Nonviolent)	3	0			
Liquor Law Violations	4	0			
Peeping Tom	0	0			
Runaway	0	0			
Trespass of Real Property	6	0			
All Other Offenses	136	14			
Total Group B	225	15			

(*) Offenses are counted using the FBI Units of Count for Crime

(**) The 'Arrests' column shows arrests made for incidents during the selected period, regardless of arrest date. Arrest counts for the same period may change over time.

Albemarle County Police Department - VA0020300 - NIBRS Agency Crime Overview - 2018

2018 Population Estimate	108,639	Offenses (*)	Arrests (**)		
		Reported	Adult	Juvenile	
Law Enforcement Employees		Group A Offenses			
Sworn Male	123	Crimes Against Persons			
Sworn Female	15	Murder and Nonnegligent Manslaughter	1	1	0
Civilian Male	7	Negligent Manslaughter	0	0	0
Civilian Female	25	Kidnapping/Abduction	21	3	0
Total:	170	Forcible Rape	26	3	0
		Forcible Sodomy	14	1	0
		Sexual Assault With An Object	7	1	0
		Forcible Fondling	50	2	0
		Incest	7	0	0
Offense Overview		Statutory Rape	1	0	0
Incident Total	3,234	Aggravated Assault	79	25	1
Offense Total	3,911	Simple Assault	689	185	3
Group A Crimes per 100,000 population	2,976.8	Intimidation	81	2	1
		Human Trafficking, Commercial Sex Acts	0	0	0
		Human Trafficking, Involuntary Servitude	0	0	0
		Crimes Against Property			
Arrest Overview		Arson	1	0	0
Total Arrests	1,510	Bribery	0	0	0
Adult Arrests	1,466	Burglary/Breaking & Entering	124	3	0
Juvenile Arrests	42	Counterfeiting/Forgery	60	12	0
Unknown Age	2	Destruction/Damage/Vandalism of Property	447	27	0
Arrests per 100,000 population	1,389.9	Embezzlement	23	10	0
		Extortion/Blackmail	7	1	1
		False Pretenses/Swindle/Confidence Game	169	27	0
		Credit Card/Automatic Teller Fraud	89	3	0
		Impersonation	87	9	0
		Welfare Fraud	2	0	0
		Wire Fraud	20	0	0
		Identity Theft	0	0	0
		Hacking/Computer Invasion	0	0	0
		Robbery	20	1	2
		Pocket-picking	6	11	0
		Purse-snatching	4	1	0
		Shoplifting	273	149	10
		Theft From Building	66	4	0
		Theft From Coin Operated Machine or Device	2	1	0
		Theft From Motor Vehicle	325	9	0
		Theft of Motor Vehicle Parts/Accessories	51	0	0
		All Other Larceny	409	43	0
		Motor Vehicle Theft	69	6	0
		Stolen Property Offenses	13	7	0
		Crimes Against Society			
		Drug/Narcotic Violations	341	198	12
		Drug Equipment Violations	208	0	0
		Betting/Wagering	0	0	0
		Operating/Promoting/Assisting Gambling	0	0	0
		Gambling Equipment Violations	0	0	0
		Sports Tampering	0	0	0
		Pornography/Obscene Material	38	12	0
		Prostitution	0	0	0
		Assisting or Promoting Prostitution	0	0	0
		Purchasing Prostitution	0	0	0
		Weapon Law Violations	81	31	1
		Animal Cruelty	0	0	0
		Total Group A Offenses	3,911	788	31
		Group B Arrests			
		Offense	Adult	Juvenile	
		Bad Checks	6	0	
		Curfew/Loitering/Vagrancy Violations	0	0	
		Disorderly Conduct	15	0	
		Driving Under the Influence	129	0	
		Drunkenness	80	0	
		Family Offenses (Nonviolent)	10	0	
		Liquor Law Violations	15	1	
		Peeping Tom	0	0	
		Runaway	0	0	
		Trespass of Real Property	25	1	
		All Other Offenses	398	9	
		Total Group B	678	11	

(*) Offenses are counted using the FBI Units of Count for Crime

(**) The 'Arrests' column shows arrests made for incidents during the selected period, regardless of arrest date. Arrest counts for the same period may change over time.

Alexandria Police Department - VA0990000 - NIBRS Agency Crime Overview - 2018

2018 Population Estimate	161,050	Offenses (*)	Arrests (**)		
		Reported	Adult	Juvenile	
Law Enforcement Employees		Group A Offenses			
Sworn Male	256	Crimes Against Persons			
Sworn Female	64	Murder and Nonnegligent Manslaughter	4	4	0
Civilian Male	35	Negligent Manslaughter	0	0	0
Civilian Female	53	Kidnapping/Abduction	43	21	0
Total:	408	Forcible Rape	15	2	0
		Forcible Sodomy	7	1	1
		Sexual Assault With An Object	5	1	0
		Forcible Fondling	2	0	0
		Incest	0	0	0
Offense Overview		Statutory Rape	0	0	0
Incident Total	5,658	Aggravated Assault	153	68	12
Offense Total	6,615	Simple Assault	1,199	344	45
Group A Crimes per 100,000 population	3,513.2	Intimidation	224	32	6
		Human Trafficking, Commercial Sex Acts	0	0	0
		Human Trafficking, Involuntary Servitude	0	0	0
		Crimes Against Property			
Arrest Overview		Arson	5	1	0
Total Arrests	3,152	Bribery	1	0	0
Adult Arrests	2,804	Burglary/Breaking & Entering	131	20	4
Juvenile Arrests	347	Counterfeiting/Forgery	63	9	0
Unknown Age	1	Destruction/Damage/Vandalism of Property	798	36	3
Arrests per 100,000 population	1,957.2	Embezzlement	28	9	4
		Extortion/Blackmail	17	0	0
		False Pretenses/Swindle/Confidence Game	352	33	1
		Credit Card/Automatic Teller Fraud	165	6	0
		Impersonation	179	10	0
		Welfare Fraud	0	0	0
		Wire Fraud	6	0	0
		Identity Theft	0	0	0
		Hacking/Computer Invasion	0	0	0
		Robbery	78	12	10
		Pocket-picking	13	0	1
		Purse-snatching	12	7	0
		Shoplifting	337	127	28
		Theft From Building	444	28	8
		Theft From Coin Operated Machine or Device	5	0	0
		Theft From Motor Vehicle	527	12	1
		Theft of Motor Vehicle Parts/Accessories	161	8	0
		All Other Larceny	566	30	6
		Motor Vehicle Theft	389	14	1
		Stolen Property Offenses	57	5	1
		Crimes Against Society			
		Drug/Narcotic Violations	516	357	41
		Drug Equipment Violations	40	0	0
		Betting/Wagering	0	0	0
		Operating/Promoting/Assisting Gambling	0	0	0
		Gambling Equipment Violations	0	0	0
		Sports Tampering	0	0	0
		Pornography/Obscene Material	1	0	0
		Prostitution	9	3	0
		Assisting or Promoting Prostitution	9	6	0
		Purchasing Prostitution	0	0	0
		Weapon Law Violations	54	10	8
		Animal Cruelty	0	0	0
		Total Group A Offenses	6,615	1,216	181
		Group B Arrests			
		Offense	Adult	Juvenile	
		Bad Checks	4	0	
		Curfew/Loitering/Vagrancy Violations	4	0	
		Disorderly Conduct	43	15	
		Driving Under the Influence	209	0	
		Drunkenness	387	2	
		Family Offenses (Nonviolent)	5	0	
		Liquor Law Violations	159	12	
		Peeping Tom	0	0	
		Runaway	0	104	
		Trespass of Real Property	119	6	
		All Other Offenses	658	27	
		Total Group B	1,588	166	

(*) Offenses are counted using the FBI Units of Count for Crime

(**) The 'Arrests' column shows arrests made for incidents during the selected period, regardless of arrest date. Arrest counts for the same period may change over time.

Allegheny CO Sheriff's Office - VA0030000 - NIBRS Agency Crime Overview - 2018

2018 Population Estimate	11,579	Offenses (*)	Arrests (**)		
		Reported	Adult	Juvenile	
Law Enforcement Employees		Group A Offenses			
Sworn Male	42	Crimes Against Persons			
Sworn Female	7	Murder and Nonnegligent Manslaughter	0	0	0
Civilian Male	2	Negligent Manslaughter	0	0	0
Civilian Female	18	Kidnapping/Abduction	4	3	0
Total:	69	Forcible Rape	1	0	0
		Forcible Sodomy	2	1	0
		Sexual Assault With An Object	0	0	0
		Forcible Fondling	8	1	1
Offense Overview		Incest	0	0	0
Incident Total	310	Statutory Rape	0	0	0
Offense Total	352	Aggravated Assault	13	2	1
Group A Crimes per 100,000 population	2,677.3	Simple Assault	69	33	2
		Intimidation	5	0	2
		Human Trafficking, Commercial Sex Acts	0	0	0
		Human Trafficking, Involuntary Servitude	0	0	0
Arrest Overview		Crimes Against Property			
Total Arrests	183	Arson	1	0	0
Adult Arrests	171	Bribery	0	0	0
Juvenile Arrests	12	Burglary/Breaking & Entering	33	5	0
Unknown Age	0	Counterfeiting/Forgery	1	0	0
Arrests per 100,000 population	1,580.4	Destruction/Damage/Vandalism of Property	45	7	0
		Embezzlement	1	1	0
		Extortion/Blackmail	0	0	0
		False Pretenses/Swindle/Confidence Game	7	0	0
		Credit Card/Automatic Teller Fraud	6	2	0
		Impersonation	1	0	0
		Welfare Fraud	0	0	0
		Wire Fraud	4	0	0
		Identity Theft	0	0	0
		Hacking/Computer Invasion	0	0	0
		Robbery	0	0	0
		Pocket-picking	0	0	0
		Purse-snatching	0	0	0
		Shoplifting	4	3	1
		Theft From Building	10	1	0
		Theft From Coin Operated Machine or Device	0	0	0
		Theft From Motor Vehicle	14	0	0
		Theft of Motor Vehicle Parts/Accessories	3	1	0
		All Other Larceny	32	6	1
		Motor Vehicle Theft	4	0	0
		Stolen Property Offenses	0	0	0
		Crimes Against Society			
		Drug/Narcotic Violations	61	29	1
		Drug Equipment Violations	4	0	0
		Betting/Wagering	0	0	0
		Operating/Promoting/Assisting Gambling	0	0	0
		Gambling Equipment Violations	0	0	0
		Sports Tampering	0	0	0
		Pornography/Obscene Material	5	0	0
		Prostitution	0	0	0
		Assisting or Promoting Prostitution	0	0	0
		Purchasing Prostitution	0	0	0
		Weapon Law Violations	14	4	0
		Animal Cruelty	0	0	0
		Total Group A Offenses	352	99	9
Group B Arrests					
Offense	Adult	Juvenile			
Bad Checks	0	0			
Curfew/Loitering/Vagrancy Violations	0	0			
Disorderly Conduct	1	1			
Driving Under the Influence	16	0			
Drunkenness	30	0			
Family Offenses (Nonviolent)	0	0			
Liquor Law Violations	4	1			
Peeping Tom	0	0			
Runaway	0	0			
Trespass of Real Property	3	0			
All Other Offenses	18	1			
Total Group B	72	3			

(*) Offenses are counted using the FBI Units of Count for Crime

(**) The 'Arrests' column shows arrests made for incidents during the selected period, regardless of arrest date. Arrest counts for the same period may change over time.

Altavista Police Department - VA0160100 - NIBRS Agency Crime Overview - 2018

2018 Population Estimate	3,422	Offenses (*)	Arrests (**)	
		Reported	Adult	Juvenile
Law Enforcement Employees		Group A Offenses		
		Crimes Against Persons		
Sworn Male	10	Murder and Nonnegligent Manslaughter	0	0
Sworn Female	1	Negligent Manslaughter	0	0
Civilian Male	0	Kidnapping/Abduction	0	0
Civilian Female	1	Forcible Rape	1	0
Total:	12	Forcible Sodomy	0	0
		Sexual Assault With An Object	0	0
		Forcible Fondling	0	0
		Incest	0	0
Offense Overview		Statutory Rape	0	0
Incident Total	209	Aggravated Assault	5	0
Offense Total	234	Simple Assault	23	1
Group A Crimes per 100,000 population	6,107.5	Intimidation	0	0
		Human Trafficking, Commercial Sex Acts	0	0
		Human Trafficking, Involuntary Servitude	0	0
Arrest Overview		Crimes Against Property		
Total Arrests	15	Arson	0	0
Adult Arrests	14	Bribery	0	0
Juvenile Arrests	1	Burglary/Breaking & Entering	7	0
Unknown Age	0	Counterfeiting/Forgery	4	0
Arrests per 100,000 population	438.3	Destruction/Damage/Vandalism of Property	35	0
		Embezzlement	1	0
		Extortion/Blackmail	1	0
		False Pretenses/Swindle/Confidence Game	1	0
		Credit Card/Automatic Teller Fraud	1	0
		Impersonation	1	0
		Welfare Fraud	0	0
		Wire Fraud	2	0
		Identity Theft	0	0
		Hacking/Computer Invasion	0	0
		Robbery	1	0
		Pocket-picking	0	0
		Purse-snatching	0	0
		Shoplifting	28	1
		Theft From Building	10	1
		Theft From Coin Operated Machine or Device	0	0
		Theft From Motor Vehicle	10	0
		Theft of Motor Vehicle Parts/Accessories	1	0
		All Other Larceny	29	1
		Motor Vehicle Theft	4	0
		Stolen Property Offenses	1	0
		Crimes Against Society		
		Drug/Narcotic Violations	50	6
		Drug Equipment Violations	12	0
		Betting/Wagering	0	0
		Operating/Promoting/Assisting Gambling	0	0
		Gambling Equipment Violations	0	0
		Sports Tampering	0	0
		Pornography/Obscene Material	1	0
		Prostitution	0	0
		Assisting or Promoting Prostitution	0	0
		Purchasing Prostitution	0	0
		Weapon Law Violations	5	0
		Animal Cruelty	0	0
		Total Group A Offenses	234	10
			1	1
Group B Arrests				
Offense		Adult	Juvenile	
Bad Checks	0	0		
Curfew/Loitering/Vagrancy Violations	0	0		
Disorderly Conduct	0	0		
Driving Under the Influence	2	0		
Drunkenness	2	0		
Family Offenses (Nonviolent)	0	0		
Liquor Law Violations	0	0		
Peeping Tom	0	0		
Runaway	0	0		
Trespass of Real Property	0	0		
All Other Offenses	0	0		
Total Group B	4	0		

(*) Offenses are counted using the FBI Units of Count for Crime

(**) The 'Arrests' column shows arrests made for incidents during the selected period, regardless of arrest date. Arrest counts for the same period may change over time.

Amelia County Sheriff's Office - VA0040000 - NIBRS Agency Crime Overview - 2018

2018 Population Estimate	12,995	Offenses (*)	Arrests (**)		
		Reported	Adult	Juvenile	
Law Enforcement Employees		Group A Offenses			
		Crimes Against Persons			
Sworn Male	17	Murder and Nonnegligent Manslaughter	1	1	0
Sworn Female	0	Negligent Manslaughter	0	0	0
Civilian Male	3	Kidnapping/Abduction	1	0	0
Civilian Female	9	Forcible Rape	6	0	0
Total:	29	Forcible Sodomy	1	0	0
		Sexual Assault With An Object	1	0	0
		Forcible Fondling	4	0	0
		Incest	0	0	0
Offense Overview		Statutory Rape	0	0	0
Incident Total	382	Aggravated Assault	9	4	0
Offense Total	442	Simple Assault	101	36	0
Group A Crimes per 100,000 population	2,939.6	Intimidation	13	5	0
		Human Trafficking, Commercial Sex Acts	0	0	0
		Human Trafficking, Involuntary Servitude	0	0	0
		Crimes Against Property			
Arrest Overview		Arson	1	0	1
Total Arrests	172	Bribery	0	0	0
Adult Arrests	166	Burglary/Breaking & Entering	19	0	0
Juvenile Arrests	6	Counterfeiting/Forgery	6	0	0
Unknown Age	0	Destruction/Damage/Vandalism of Property	53	3	1
Arrests per 100,000 population	1,323.6	Embezzlement	0	0	0
		Extortion/Blackmail	0	0	0
		False Pretenses/Swindle/Confidence Game	10	1	0
		Credit Card/Automatic Teller Fraud	4	0	0
		Impersonation	50	0	0
		Welfare Fraud	0	0	0
		Wire Fraud	0	0	0
		Identity Theft	1	0	0
		Hacking/Computer Invasion	0	0	0
		Robbery	0	0	0
		Pocket-picking	0	0	0
		Purse-snatching	0	0	0
		Shoplifting	8	3	0
		Theft From Building	26	0	0
		Theft From Coin Operated Machine or Device	0	0	0
		Theft From Motor Vehicle	15	0	0
		Theft of Motor Vehicle Parts/Accessories	9	2	0
		All Other Larceny	35	3	0
		Motor Vehicle Theft	10	1	2
		Stolen Property Offenses	0	0	0
		Crimes Against Society			
		Drug/Narcotic Violations	37	24	0
		Drug Equipment Violations	2	0	0
		Betting/Wagering	0	0	0
		Operating/Promoting/Assisting Gambling	0	0	0
		Gambling Equipment Violations	0	0	0
		Sports Tampering	0	0	0
		Pornography/Obscene Material	4	0	0
		Prostitution	0	0	0
		Assisting or Promoting Prostitution	0	0	0
		Purchasing Prostitution	0	0	0
		Weapon Law Violations	15	2	0
		Animal Cruelty	0	0	0
		Total Group A Offenses	442	85	4
		Group B Arrests			
Offense		Adult	Juvenile		
Bad Checks	3	0			
Curfew/Loitering/Vagrancy Violations	0	0			
Disorderly Conduct	3	0			
Driving Under the Influence	21	0			
Drunkenness	2	0			
Family Offenses (Nonviolent)	0	0			
Liquor Law Violations	0	0			
Peeping Tom	0	0			
Runaway	0	1			
Trespass of Real Property	8	0			
All Other Offenses	44	1			
Total Group B	81	2			

(*) Offenses are counted using the FBI Units of Count for Crime

(**) The 'Arrests' column shows arrests made for incidents during the selected period, regardless of arrest date. Arrest counts for the same period may change over time.

Amherst CO Sheriff's Office - VA0050000 - NIBRS Agency Crime Overview - 2018

2018 Population Estimate	29,668	Offenses (*)	Arrests (**)	
		Reported	Adult	Juvenile
Law Enforcement Employees		Group A Offenses		
		Crimes Against Persons		
Sworn Male	40	Murder and Nonnegligent Manslaughter	0	0
Sworn Female	4	Negligent Manslaughter	1	0
Civilian Male	0	Kidnapping/Abduction	11	2
Civilian Female	5	Forcible Rape	8	0
Total:	49	Forcible Sodomy	7	0
		Sexual Assault With An Object	0	0
		Forcible Fondling	4	0
		Incest	0	0
Offense Overview		Statutory Rape	1	0
Incident Total	789	Aggravated Assault	40	14
Offense Total	916	Simple Assault	118	75
Group A Crimes per 100,000 population	2,659.4	Intimidation	4	3
		Human Trafficking, Commercial Sex Acts	0	0
		Human Trafficking, Involuntary Servitude	0	0
		Crimes Against Property		
Arrest Overview		Arson	3	0
Total Arrests	390	Bribery	0	0
Adult Arrests	382	Burglary/Breaking & Entering	46	1
Juvenile Arrests	8	Counterfeiting/Forgery	18	1
Unknown Age	0	Destruction/Damage/Vandalism of Property	93	6
Arrests per 100,000 population	1,314.5	Embezzlement	4	0
		Extortion/Blackmail	0	0
		False Pretenses/Swindle/Confidence Game	45	2
		Credit Card/Automatic Teller Fraud	33	0
		Impersonation	16	3
		Welfare Fraud	0	0
		Wire Fraud	1	0
		Identity Theft	0	0
		Hacking/Computer Invasion	0	0
		Robbery	4	0
		Pocket-picking	3	1
		Purse-snatching	0	0
		Shoplifting	25	11
		Theft From Building	12	0
		Theft From Coin Operated Machine or Device	0	0
		Theft From Motor Vehicle	6	0
		Theft of Motor Vehicle Parts/Accessories	3	0
		All Other Larceny	232	26
		Motor Vehicle Theft	30	1
		Stolen Property Offenses	2	3
		Crimes Against Society		
		Drug/Narcotic Violations	101	60
		Drug Equipment Violations	15	0
		Betting/Wagering	0	0
		Operating/Promoting/Assisting Gambling	0	0
		Gambling Equipment Violations	0	0
		Sports Tampering	0	0
		Pornography/Obscene Material	1	0
		Prostitution	0	0
		Assisting or Promoting Prostitution	0	0
		Purchasing Prostitution	0	0
		Weapon Law Violations	29	10
		Animal Cruelty	0	0
		Total Group A Offenses	916	220
			7	

(*) Offenses are counted using the FBI Units of Count for Crime

(**) The 'Arrests' column shows arrests made for incidents during the selected period, regardless of arrest date. Arrest counts for the same period may change over time.

Amherst Police Department - VA0050100 - NIBRS Agency Crime Overview - 2018

2018 Population Estimate	2,199	Offenses (*)	Arrests (**)	
		Reported	Adult	Juvenile
Law Enforcement Employees		Group A Offenses		
		Crimes Against Persons		
Sworn Male	6	Murder and Nonnegligent Manslaughter	0	0
Sworn Female	0	Negligent Manslaughter	0	0
Civilian Male	0	Kidnapping/Abduction	0	0
Civilian Female	0	Forcible Rape	0	0
Total:	6	Forcible Sodomy	0	0
		Sexual Assault With An Object	0	0
		Forcible Fondling	0	0
		Incest	0	0
Offense Overview		Statutory Rape	0	0
Incident Total	34	Aggravated Assault	4	0
Offense Total	40	Simple Assault	2	1
Group A Crimes per 100,000 population	1,546.2	Intimidation	1	0
		Human Trafficking, Commercial Sex Acts	0	0
		Human Trafficking, Involuntary Servitude	0	0
		Crimes Against Property		
Arrest Overview		Arson	0	0
Total Arrests	26	Bribery	0	0
Adult Arrests	26	Burglary/Breaking & Entering	1	0
Juvenile Arrests	0	Counterfeiting/Forgery	3	0
Unknown Age	0	Destruction/Damage/Vandalism of Property	1	0
Arrests per 100,000 population	1,182.4	Embezzlement	0	0
		Extortion/Blackmail	0	0
		False Pretenses/Swindle/Confidence Game	1	0
		Credit Card/Automatic Teller Fraud	1	0
		Impersonation	1	0
		Welfare Fraud	0	0
		Wire Fraud	0	0
		Identity Theft	0	0
		Hacking/Computer Invasion	0	0
		Robbery	0	0
		Pocket-picking	0	0
		Purse-snatching	0	0
		Shoplifting	1	1
		Theft From Building	0	0
		Theft From Coin Operated Machine or Device	0	0
		Theft From Motor Vehicle	0	0
		Theft of Motor Vehicle Parts/Accessories	0	0
		All Other Larceny	7	0
		Motor Vehicle Theft	0	0
		Stolen Property Offenses	1	0
		Crimes Against Society		
		Drug/Narcotic Violations	14	5
		Drug Equipment Violations	0	0
		Betting/Wagering	0	0
		Operating/Promoting/Assisting Gambling	0	0
		Gambling Equipment Violations	0	0
		Sports Tampering	0	0
		Pornography/Obscene Material	0	0
		Prostitution	0	0
		Assisting or Promoting Prostitution	0	0
		Purchasing Prostitution	0	0
		Weapon Law Violations	2	1
		Animal Cruelty	0	0
		Total Group A Offenses	40	8
			0	0
Group B Arrests				
Offense		Adult	Juvenile	
Bad Checks	0	0		
Curfew/Loitering/Vagrancy Violations	0	0		
Disorderly Conduct	0	0		
Driving Under the Influence	7	0		
Drunkenness	7	0		
Family Offenses (Nonviolent)	0	0		
Liquor Law Violations	0	0		
Peeping Tom	0	0		
Runaway	0	0		
Trespass of Real Property	0	0		
All Other Offenses	4	0		
Total Group B	18	0		

(*) Offenses are counted using the FBI Units of Count for Crime

(**) The 'Arrests' column shows arrests made for incidents during the selected period, regardless of arrest date. Arrest counts for the same period may change over time.

Appalachia Police Department - VA0960100 - NIBRS Agency Crime Overview - 2018

2018 Population Estimate	1,590	Offenses (*)	Arrests (**)	
		Reported	Adult	Juvenile
Law Enforcement Employees		Group A Offenses		
		Crimes Against Persons		
Sworn Male	2	Murder and Nonnegligent Manslaughter	0	0
Sworn Female	1	Negligent Manslaughter	0	0
Civilian Male	0	Kidnapping/Abduction	1	0
Civilian Female	0	Forcible Rape	0	0
Total:	3	Forcible Sodomy	0	0
		Sexual Assault With An Object	0	0
		Forcible Fondling	0	0
		Incest	0	0
Offense Overview		Statutory Rape	0	0
Incident Total	49	Aggravated Assault	2	1
Offense Total	56	Simple Assault	8	4
Group A Crimes per 100,000 population	3,081.8	Intimidation	1	1
		Human Trafficking, Commercial Sex Acts	0	0
		Human Trafficking, Involuntary Servitude	0	0
		Crimes Against Property		
Arrest Overview		Arson	3	0
Total Arrests	39	Bribery	0	0
Adult Arrests	38	Burglary/Breaking & Entering	10	4
Juvenile Arrests	1	Counterfeiting/Forgery	1	0
Unknown Age	0	Destruction/Damage/Vandalism of Property	6	1
Arrests per 100,000 population	2,452.8	Embezzlement	0	0
		Extortion/Blackmail	1	0
		False Pretenses/Swindle/Confidence Game	1	0
		Credit Card/Automatic Teller Fraud	1	0
		Impersonation	0	0
		Welfare Fraud	0	0
		Wire Fraud	0	0
		Identity Theft	0	0
		Hacking/Computer Invasion	0	0
		Robbery	0	0
		Pocket-picking	0	0
		Purse-snatching	0	0
		Shoplifting	2	1
		Theft From Building	2	0
		Theft From Coin Operated Machine or Device	0	0
		Theft From Motor Vehicle	1	1
		Theft of Motor Vehicle Parts/Accessories	0	0
		All Other Larceny	0	0
		Motor Vehicle Theft	3	1
		Stolen Property Offenses	0	0
		Crimes Against Society		
		Drug/Narcotic Violations	9	6
		Drug Equipment Violations	3	1
		Betting/Wagering	0	0
		Operating/Promoting/Assisting Gambling	0	0
		Gambling Equipment Violations	0	0
		Sports Tampering	0	0
		Pornography/Obscene Material	0	0
		Prostitution	1	0
		Assisting or Promoting Prostitution	0	0
		Purchasing Prostitution	0	0
		Weapon Law Violations	0	0
		Animal Cruelty	0	0
		Total Group A Offenses	56	22
			1	

(*) Offenses are counted using the FBI Units of Count for Crime

(**) The 'Arrests' column shows arrests made for incidents during the selected period, regardless of arrest date. Arrest counts for the same period may change over time.

Appomattox County Sheriff's Office - VA0060000 - NIBRS Agency Crime Overview - 2018

2018 Population Estimate	15,679	Offenses (*)	Arrests (**)		
		Reported	Adult	Juvenile	
Law Enforcement Employees		Group A Offenses			
Sworn Male	20	Crimes Against Persons			
Sworn Female	2	Murder and Nonnegligent Manslaughter	0	0	0
Civilian Male	0	Negligent Manslaughter	0	0	0
Civilian Female	2	Kidnapping/Abduction	1	0	0
Total:	24	Forcible Rape	1	0	0
		Forcible Sodomy	3	0	0
		Sexual Assault With An Object	1	0	0
		Forcible Fondling	1	0	0
Offense Overview		Incest	0	0	0
Incident Total	231	Statutory Rape	0	0	0
Offense Total	294	Aggravated Assault	9	2	0
Group A Crimes per 100,000 population	1,473.3	Simple Assault	8	5	0
		Intimidation	1	0	0
		Human Trafficking, Commercial Sex Acts	0	0	0
		Human Trafficking, Involuntary Servitude	0	0	0
Arrest Overview		Crimes Against Property			
Total Arrests	79	Arson	1	1	0
Adult Arrests	78	Bribery	0	0	0
Juvenile Arrests	1	Burglary/Breaking & Entering	6	0	0
Unknown Age	0	Counterfeiting/Forgery	8	1	0
Arrests per 100,000 population	503.9	Destruction/Damage/Vandalism of Property	6	0	0
		Embezzlement	1	0	0
		Extortion/Blackmail	0	0	0
		False Pretenses/Swindle/Confidence Game	10	0	0
		Credit Card/Automatic Teller Fraud	3	0	0
		Impersonation	1	0	0
		Welfare Fraud	0	0	0
		Wire Fraud	0	0	0
		Identity Theft	0	0	0
		Hacking/Computer Invasion	0	0	0
		Robbery	0	0	0
		Pocket-picking	0	0	0
		Purse-snatching	0	0	0
		Shoplifting	17	2	0
		Theft From Building	27	0	0
		Theft From Coin Operated Machine or Device	0	0	0
		Theft From Motor Vehicle	5	0	0
		Theft of Motor Vehicle Parts/Accessories	3	0	0
		All Other Larceny	30	1	0
		Motor Vehicle Theft	9	0	0
		Stolen Property Offenses	1	1	0
		Crimes Against Society			
		Drug/Narcotic Violations	85	29	0
		Drug Equipment Violations	40	0	0
		Betting/Wagering	0	0	0
		Operating/Promoting/Assisting Gambling	0	0	0
		Gambling Equipment Violations	0	0	0
		Sports Tampering	0	0	0
		Pornography/Obscene Material	3	0	0
		Prostitution	0	0	0
		Assisting or Promoting Prostitution	0	0	0
		Purchasing Prostitution	0	0	0
		Weapon Law Violations	13	0	0
		Animal Cruelty	0	0	0
		Total Group A Offenses	294	42	0
Group B Arrests					
Offense	Adult	Juvenile			
Bad Checks	0	0			
Curfew/Loitering/Vagrancy Violations	0	0			
Disorderly Conduct	0	0			
Driving Under the Influence	13	0			
Drunkenness	4	0			
Family Offenses (Nonviolent)	1	0			
Liquor Law Violations	0	1			
Peeping Tom	0	0			
Runaway	0	0			
Trespass of Real Property	1	0			
All Other Offenses	17	0			
Total Group B	36	1			

(*) Offenses are counted using the FBI Units of Count for Crime

(**) The 'Arrests' column shows arrests made for incidents during the selected period, regardless of arrest date. Arrest counts for the same period may change over time.

Arlington County Police - VA0070100 - NIBRS Agency Crime Overview - 2018

2018 Population Estimate	241,031	Offenses (*)	Arrests (**)		
		Reported	Adult	Juvenile	
Law Enforcement Employees		Group A Offenses			
		Crimes Against Persons			
Sworn Male	274	Murder and Nonnegligent Manslaughter	4	1	0
Sworn Female	73	Negligent Manslaughter	0	0	0
Civilian Male	35	Kidnapping/Abduction	27	8	0
Civilian Female	70	Forcible Rape	48	3	0
Total:	452	Forcible Sodomy	17	1	0
		Sexual Assault With An Object	9	0	0
		Forcible Fondling	80	4	2
		Incest	0	0	0
Offense Overview		Statutory Rape	7	1	0
Incident Total	6,507	Aggravated Assault	177	53	1
Offense Total	7,358	Simple Assault	732	291	24
Group A Crimes per 100,000 population	2,699.7	Intimidation	122	8	2
		Human Trafficking, Commercial Sex Acts	0	0	0
		Human Trafficking, Involuntary Servitude	0	0	0
		Crimes Against Property			
Arrest Overview		Arson	10	1	0
Total Arrests	2,980	Bribery	1	1	0
Adult Arrests	2,787	Burglary/Breaking & Entering	129	19	5
Juvenile Arrests	193	Counterfeiting/Forgery	140	33	2
Unknown Age	0	Destruction/Damage/Vandalism of Property	587	46	12
Arrests per 100,000 population	1,236.4	Embezzlement	48	17	1
		Extortion/Blackmail	90	0	0
		False Pretenses/Swindle/Confidence Game	516	33	2
		Credit Card/Automatic Teller Fraud	391	2	1
		Impersonation	415	53	6
		Welfare Fraud	1	0	0
		Wire Fraud	0	0	0
		Identity Theft	0	0	0
		Hacking/Computer Invasion	0	0	0
		Robbery	76	18	7
		Pocket-picking	39	5	0
		Purse-snatching	5	0	0
		Shoplifting	491	197	50
		Theft From Building	729	10	1
		Theft From Coin Operated Machine or Device	2	0	0
		Theft From Motor Vehicle	554	7	2
		Theft of Motor Vehicle Parts/Accessories	113	3	0
		All Other Larceny	445	44	5
		Motor Vehicle Theft	173	17	3
		Stolen Property Offenses	49	22	0
		Crimes Against Society			
		Drug/Narcotic Violations	925	629	24
		Drug Equipment Violations	84	16	0
		Betting/Wagering	0	0	0
		Operating/Promoting/Assisting Gambling	0	0	0
		Gambling Equipment Violations	0	0	0
		Sports Tampering	0	0	0
		Pornography/Obscene Material	39	6	1
		Prostitution	7	4	0
		Assisting or Promoting Prostitution	7	2	0
		Purchasing Prostitution	0	0	0
		Weapon Law Violations	69	28	7
		Animal Cruelty	0	0	0
		Total Group A Offenses	7,358	1,583	158
		Group B Arrests			
Offense		Adult	Juvenile		
Bad Checks	2	0			
Curfew/Loitering/Vagrancy Violations	18	1			
Disorderly Conduct	45	2			
Driving Under the Influence	333	1			
Drunkenness	623	0			
Family Offenses (Nonviolent)	1	0			
Liquor Law Violations	8	0			
Peeping Tom	4	0			
Runaway	0	0			
Trespass of Real Property	90	4			
All Other Offenses	80	27			
Total Group B	1,204	35			

(*) Offenses are counted using the FBI Units of Count for Crime

(**) The 'Arrests' column shows arrests made for incidents during the selected period, regardless of arrest date. Arrest counts for the same period may change over time.

Ashland Police Department - VA0420100 - NIBRS Agency Crime Overview - 2018

2018 Population Estimate	7,796	Offenses (*)	Arrests (**)		
		Reported	Adult	Juvenile	
Law Enforcement Employees		Group A Offenses			
		Crimes Against Persons			
Sworn Male	21	Murder and Nonnegligent Manslaughter	1	0	1
Sworn Female	3	Negligent Manslaughter	0	0	0
Civilian Male	0	Kidnapping/Abduction	3	3	0
Civilian Female	3	Forcible Rape	3	0	0
Total:	27	Forcible Sodomy	0	0	0
		Sexual Assault With An Object	0	0	0
		Forcible Fondling	1	0	0
		Incest	0	0	0
Offense Overview		Statutory Rape	0	0	0
Incident Total	491	Aggravated Assault	27	11	3
Offense Total	648	Simple Assault	139	28	6
Group A Crimes per 100,000 population	6,298.1	Intimidation	6	0	0
		Human Trafficking, Commercial Sex Acts	0	0	0
		Human Trafficking, Involuntary Servitude	0	0	0
Arrest Overview		Crimes Against Property			
Total Arrests	306	Arson	0	0	0
Adult Arrests	280	Bribery	0	0	0
Juvenile Arrests	26	Burglary/Breaking & Entering	13	0	2
Unknown Age	0	Counterfeiting/Forgery	25	7	0
Arrests per 100,000 population	3,925.1	Destruction/Damage/Vandalism of Property	66	5	4
		Embezzlement	5	1	0
		Extortion/Blackmail	0	0	0
		False Pretenses/Swindle/Confidence Game	22	4	0
		Credit Card/Automatic Teller Fraud	25	1	0
		Impersonation	9	4	0
		Welfare Fraud	0	0	0
		Wire Fraud	0	0	0
		Identity Theft	0	0	0
		Hacking/Computer Invasion	0	0	0
		Robbery	6	4	0
		Pocket-picking	0	0	0
		Purse-snatching	0	0	0
		Shoplifting	59	45	4
		Theft From Building	28	6	0
		Theft From Coin Operated Machine or Device	0	0	0
		Theft From Motor Vehicle	44	9	1
		Theft of Motor Vehicle Parts/Accessories	17	0	0
		All Other Larceny	32	2	0
		Motor Vehicle Theft	10	4	0
		Stolen Property Offenses	3	0	0
		Crimes Against Society			
		Drug/Narcotic Violations	55	42	1
		Drug Equipment Violations	39	0	0
		Betting/Wagering	0	0	0
		Operating/Promoting/Assisting Gambling	0	0	0
		Gambling Equipment Violations	0	0	0
		Sports Tampering	0	0	0
		Pornography/Obscene Material	0	0	0
		Prostitution	0	0	0
		Assisting or Promoting Prostitution	0	0	0
		Purchasing Prostitution	0	0	0
		Weapon Law Violations	10	4	1
		Animal Cruelty	0	0	0
		Total Group A Offenses	648	180	23
		Group B Arrests			
Offense		Adult	Juvenile		
Bad Checks	0	0			
Curfew/Loitering/Vagrancy Violations	0	2			
Disorderly Conduct	1	0			
Driving Under the Influence	24	0			
Drunkenness	31	0			
Family Offenses (Nonviolent)	1	0			
Liquor Law Violations	6	1			
Peeping Tom	0	0			
Runaway	0	0			
Trespass of Real Property	13	0			
All Other Offenses	24	0			
Total Group B	100	3			

(*) Offenses are counted using the FBI Units of Count for Crime

(**) The 'Arrests' column shows arrests made for incidents during the selected period, regardless of arrest date. Arrest counts for the same period may change over time.

Augusta County Sheriff's Office - VA0080000 - NIBRS Agency Crime Overview - 2018

2018 Population Estimate	75,254	Offenses (*)	Arrests (**)		
		Reported	Adult	Juvenile	
Law Enforcement Employees		Group A Offenses			
		Crimes Against Persons			
Sworn Male	69	Murder and Nonnegligent Manslaughter	3	4	0
Sworn Female	3	Negligent Manslaughter	0	1	0
Civilian Male	0	Kidnapping/Abduction	19	15	0
Civilian Female	11	Forcible Rape	23	3	1
Total:	83	Forcible Sodomy	7	2	0
		Sexual Assault With An Object	4	1	0
		Forcible Fondling	21	3	0
		Incest	0	0	0
Offense Overview		Statutory Rape	2	0	0
Incident Total	2,092	Aggravated Assault	58	51	0
Offense Total	2,339	Simple Assault	357	146	3
Group A Crimes per 100,000 population	2,779.9	Intimidation	27	8	0
		Human Trafficking, Commercial Sex Acts	0	0	0
		Human Trafficking, Involuntary Servitude	0	0	0
		Crimes Against Property			
Arrest Overview		Arson	2	1	0
Total Arrests	1,020	Bribery	1	0	0
Adult Arrests	995	Burglary/Breaking & Entering	196	35	1
Juvenile Arrests	25	Counterfeiting/Forgery	37	10	0
Unknown Age	0	Destruction/Damage/Vandalism of Property	225	8	1
Arrests per 100,000 population	1,355.4	Embezzlement	11	3	0
		Extortion/Blackmail	2	0	0
		False Pretenses/Swindle/Confidence Game	54	19	0
		Credit Card/Automatic Teller Fraud	92	3	0
		Impersonation	32	1	0
		Welfare Fraud	0	0	0
		Wire Fraud	53	0	0
		Identity Theft	0	0	0
		Hacking/Computer Invasion	0	0	0
		Robbery	8	3	0
		Pocket-picking	1	0	0
		Purse-snatching	0	0	0
		Shoplifting	58	12	0
		Theft From Building	86	0	0
		Theft From Coin Operated Machine or Device	0	0	0
		Theft From Motor Vehicle	140	0	0
		Theft of Motor Vehicle Parts/Accessories	65	0	0
		All Other Larceny	197	109	1
		Motor Vehicle Theft	75	8	0
		Stolen Property Offenses	2	3	0
		Crimes Against Society			
		Drug/Narcotic Violations	365	239	4
		Drug Equipment Violations	30	3	0
		Betting/Wagering	0	0	0
		Operating/Promoting/Assisting Gambling	0	0	0
		Gambling Equipment Violations	0	0	0
		Sports Tampering	0	0	0
		Pornography/Obscene Material	20	2	0
		Prostitution	1	0	0
		Assisting or Promoting Prostitution	0	0	0
		Purchasing Prostitution	0	0	0
		Weapon Law Violations	65	21	1
		Animal Cruelty	0	0	0
		Total Group A Offenses	2,339	714	12
		Group B Arrests			
Offense		Adult	Juvenile		
Bad Checks	1	0			
Curfew/Loitering/Vagrancy Violations	0	0			
Disorderly Conduct	11	2			
Driving Under the Influence	52	0			
Drunkenness	67	0			
Family Offenses (Nonviolent)	1	0			
Liquor Law Violations	6	1			
Peeping Tom	0	0			
Runaway	0	0			
Trespass of Real Property	13	0			
All Other Offenses	130	10			
Total Group B	281	13			

(*) Offenses are counted using the FBI Units of Count for Crime

(**) The 'Arrests' column shows arrests made for incidents during the selected period, regardless of arrest date. Arrest counts for the same period may change over time.

Bath County Sheriff's Office - VA0090000 - NIBRS Agency Crime Overview - 2018

2018 Population Estimate		4,429	Offenses (*)	Arrests (**)	
			Reported	Adult	Juvenile
Law Enforcement Employees			Group A Offenses		
			Crimes Against Persons		
Sworn Male	13		Murder and Nonnegligent Manslaughter	0	0
Sworn Female	1		Negligent Manslaughter	0	0
Civilian Male	2		Kidnapping/Abduction	0	0
Civilian Female	5		Forcible Rape	0	0
Total:	21		Forcible Sodomy	0	0
			Sexual Assault With An Object	0	0
			Forcible Fondling	1	0
			Incest	0	0
Offense Overview			Statutory Rape	0	0
Incident Total	46		Aggravated Assault	1	0
Offense Total	49		Simple Assault	6	0
Group A Crimes per 100,000 population	1,038.6		Intimidation	0	0
			Human Trafficking, Commercial Sex Acts	0	0
			Human Trafficking, Involuntary Servitude	0	0
Arrest Overview			Crimes Against Property		
Total Arrests	5		Arson	0	0
Adult Arrests	5		Bribery	0	0
Juvenile Arrests	0		Burglary/Breaking & Entering	1	0
Unknown Age	0		Counterfeiting/Forgery	1	0
Arrests per 100,000 population	112.9		Destruction/Damage/Vandalism of Property	3	0
			Embezzlement	0	0
			Extortion/Blackmail	0	0
			False Pretenses/Swindle/Confidence Game	0	0
			Credit Card/Automatic Teller Fraud	0	0
			Impersonation	0	0
			Welfare Fraud	0	0
			Wire Fraud	0	0
			Identity Theft	0	0
			Hacking/Computer Invasion	0	0
			Robbery	0	0
			Pocket-picking	0	0
			Purse-snatching	0	0
			Shoplifting	0	0
			Theft From Building	0	0
			Theft From Coin Operated Machine or Device	0	0
			Theft From Motor Vehicle	0	0
			Theft of Motor Vehicle Parts/Accessories	0	0
			All Other Larceny	10	2
			Motor Vehicle Theft	0	0
			Stolen Property Offenses	13	0
			Crimes Against Society		
			Drug/Narcotic Violations	9	2
			Drug Equipment Violations	2	0
			Betting/Wagering	0	0
			Operating/Promoting/Assisting Gambling	0	0
			Gambling Equipment Violations	0	0
			Sports Tampering	0	0
			Pornography/Obscene Material	0	0
			Prostitution	0	0
			Assisting or Promoting Prostitution	0	0
			Purchasing Prostitution	0	0
			Weapon Law Violations	2	0
			Animal Cruelty	0	0
			Total Group A Offenses	49	4
					0
Group B Arrests					
Offense	Adult	Juvenile			
Bad Checks	0	0			
Curfew/Loitering/Vagrancy Violations	0	0			
Disorderly Conduct	0	0			
Driving Under the Influence	0	0			
Drunkenness	0	0			
Family Offenses (Nonviolent)	0	0			
Liquor Law Violations	0	0			
Peeping Tom	0	0			
Runaway	0	0			
Trespass of Real Property	0	0			
All Other Offenses	1	0			
Total Group B	1	0			

(*) Offenses are counted using the FBI Units of Count for Crime

(**) The 'Arrests' column shows arrests made for incidents during the selected period, regardless of arrest date. Arrest counts for the same period may change over time.

Bedford CO Sheriffs Office - VA0100000 - NIBRS Agency Crime Overview - 2018

2018 Population Estimate	71,793	Offenses (*)	Arrests (**)		
		Reported	Adult	Juvenile	
Law Enforcement Employees		Group A Offenses			
Sworn Male	76	Crimes Against Persons			
Sworn Female	12	Murder and Nonnegligent Manslaughter	2	3	0
Civilian Male	0	Negligent Manslaughter	0	0	0
Civilian Female	9	Kidnapping/Abduction	5	5	0
Total:	97	Forcible Rape	9	1	0
		Forcible Sodomy	0	0	0
Offense Overview		Sexual Assault With An Object	2	0	0
Incident Total	1,364	Forcible Fondling	21	3	2
Offense Total	1,584	Incest	0	0	0
Group A Crimes per 100,000 population	1,899.9	Statutory Rape	0	0	0
		Aggravated Assault	41	24	0
Arrest Overview		Simple Assault	520	207	7
Total Arrests	998	Intimidation	25	5	2
Adult Arrests	945	Human Trafficking, Commercial Sex Acts	0	0	0
Juvenile Arrests	53	Human Trafficking, Involuntary Servitude	0	0	0
Unknown Age	0	Crimes Against Property			
Arrests per 100,000 population	1,390.1	Arson	3	2	0
		Bribery	0	0	0
		Burglary/Breaking & Entering	117	10	0
		Counterfeiting/Forgery	14	6	0
		Destruction/Damage/Vandalism of Property	123	15	0
		Embezzlement	6	0	0
		Extortion/Blackmail	0	0	0
		False Pretenses/Swindle/Confidence Game	63	2	0
		Credit Card/Automatic Teller Fraud	43	0	0
		Impersonation	0	0	0
		Welfare Fraud	0	0	0
		Wire Fraud	0	0	0
		Identity Theft	0	0	0
		Hacking/Computer Invasion	0	0	0
		Robbery	2	0	0
		Pocket-picking	0	0	0
		Purse-snatching	0	0	0
		Shoplifting	18	6	0
		Theft From Building	51	4	2
		Theft From Coin Operated Machine or Device	0	0	0
		Theft From Motor Vehicle	51	2	0
		Theft of Motor Vehicle Parts/Accessories	28	0	0
		All Other Larceny	156	25	2
		Motor Vehicle Theft	32	6	4
		Stolen Property Offenses	4	3	0
		Crimes Against Society			
		Drug/Narcotic Violations	168	113	4
		Drug Equipment Violations	42	10	0
		Betting/Wagering	0	0	0
		Operating/Promoting/Assisting Gambling	0	0	0
		Gambling Equipment Violations	0	0	0
		Sports Tampering	0	0	0
		Pornography/Obscene Material	13	2	0
		Prostitution	0	0	0
		Assisting or Promoting Prostitution	0	0	0
		Purchasing Prostitution	0	0	0
		Weapon Law Violations	25	12	0
		Animal Cruelty	0	0	0
		Total Group A Offenses	1,584	466	23
Group B Arrests					
Offense	Adult	Juvenile			
Bad Checks	4	0			
Curfew/Loitering/Vagrancy Violations	0	0			
Disorderly Conduct	1	0			
Driving Under the Influence	76	1			
Drunkenness	61	1			
Family Offenses (Nonviolent)	1	0			
Liquor Law Violations	7	8			
Peeping Tom	0	0			
Runaway	0	6			
Trespass of Real Property	35	2			
All Other Offenses	294	12			
Total Group B	479	30			

(*) Offenses are counted using the FBI Units of Count for Crime

(**) The 'Arrests' column shows arrests made for incidents during the selected period, regardless of arrest date. Arrest counts for the same period may change over time.

Bedford Police Department - VA0100100 - NIBRS Agency Crime Overview - 2018

2018 Population Estimate		6,536	Offenses (*)	Arrests (**)	
			Reported	Adult	Juvenile
Law Enforcement Employees			Group A Offenses		
			Crimes Against Persons		
Sworn Male	21		Murder and Nonnegligent Manslaughter	0	0
Sworn Female	4		Negligent Manslaughter	0	0
Civilian Male	0		Kidnapping/Abduction	7	0
Civilian Female	3		Forcible Rape	7	0
Total:	28		Forcible Sodomy	3	0
			Sexual Assault With An Object	0	0
			Forcible Fondling	10	0
Offense Overview			Incest	0	0
Incident Total	601		Statutory Rape	1	0
Offense Total	666		Aggravated Assault	10	1
Group A Crimes per 100,000 population	9,195.2		Simple Assault	156	0
			Intimidation	5	0
			Human Trafficking, Commercial Sex Acts	0	0
			Human Trafficking, Involuntary Servitude	0	0
Arrest Overview			Crimes Against Property		
Total Arrests	586		Arson	2	0
Adult Arrests	570		Bribery	0	0
Juvenile Arrests	16		Burglary/Breaking & Entering	14	0
Unknown Age	0		Counterfeiting/Forgery	25	0
Arrests per 100,000 population	8,965.7		Destruction/Damage/Vandalism of Property	76	2
			Embezzlement	4	0
			Extortion/Blackmail	2	0
			False Pretenses/Swindle/Confidence Game	29	0
			Credit Card/Automatic Teller Fraud	11	0
			Impersonation	3	0
			Welfare Fraud	0	0
			Wire Fraud	0	0
			Identity Theft	0	0
			Hacking/Computer Invasion	0	0
			Robbery	1	0
			Pocket-picking	0	0
			Purse-snatching	0	0
			Shoplifting	22	2
			Theft From Building	24	2
			Theft From Coin Operated Machine or Device	0	0
			Theft From Motor Vehicle	17	0
			Theft of Motor Vehicle Parts/Accessories	1	0
			All Other Larceny	119	1
			Motor Vehicle Theft	8	0
			Stolen Property Offenses	1	1
			Crimes Against Society		
			Drug/Narcotic Violations	100	5
			Drug Equipment Violations	0	0
			Betting/Wagering	0	0
			Operating/Promoting/Assisting Gambling	0	0
			Gambling Equipment Violations	0	0
			Sports Tampering	0	0
			Pornography/Obscene Material	2	0
			Prostitution	0	0
			Assisting or Promoting Prostitution	0	0
			Purchasing Prostitution	0	0
			Weapon Law Violations	6	0
			Animal Cruelty	0	0
			Total Group A Offenses	666	14
			Group B Arrests		
			Offense		
			Adult	Juvenile	
Bad Checks	5	0			
Curfew/Loitering/Vagrancy Violations	0	0			
Disorderly Conduct	4	0			
Driving Under the Influence	36	0			
Drunkenness	44	0			
Family Offenses (Nonviolent)	0	0			
Liquor Law Violations	4	0			
Peeping Tom	0	0			
Runaway	0	0			
Trespass of Real Property	20	0			
All Other Offenses	226	2			
Total Group B	339	2			

(*) Offenses are counted using the FBI Units of Count for Crime

(**) The 'Arrests' column shows arrests made for incidents during the selected period, regardless of arrest date. Arrest counts for the same period may change over time.

Berryville Police Department - VA0220100 - NIBRS Agency Crime Overview - 2018

2018 Population Estimate	4,338	Offenses (*)	Arrests (**)	
		Reported	Adult	Juvenile
Law Enforcement Employees		Group A Offenses		
		Crimes Against Persons		
Sworn Male	9	Murder and Nonnegligent Manslaughter	0	0
Sworn Female	0	Negligent Manslaughter	0	0
Civilian Male	0	Kidnapping/Abduction	0	0
Civilian Female	1	Forcible Rape	0	0
Total:	10	Forcible Sodomy	0	0
		Sexual Assault With An Object	0	0
		Forcible Fondling	1	0
		Incest	0	0
Offense Overview		Statutory Rape	1	0
Incident Total	99	Aggravated Assault	1	0
Offense Total	106	Simple Assault	16	5
Group A Crimes per 100,000 population	2,282.2	Intimidation	7	0
		Human Trafficking, Commercial Sex Acts	0	0
		Human Trafficking, Involuntary Servitude	0	0
Arrest Overview		Crimes Against Property		
Total Arrests	22	Arson	1	0
Adult Arrests	22	Bribery	0	0
Juvenile Arrests	0	Burglary/Breaking & Entering	4	0
Unknown Age	0	Counterfeiting/Forgery	3	0
Arrests per 100,000 population	507.1	Destruction/Damage/Vandalism of Property	28	2
		Embezzlement	1	0
		Extortion/Blackmail	0	0
		False Pretenses/Swindle/Confidence Game	3	1
		Credit Card/Automatic Teller Fraud	2	0
		Impersonation	0	0
		Welfare Fraud	0	0
		Wire Fraud	0	0
		Identity Theft	0	0
		Hacking/Computer Invasion	0	0
		Robbery	0	0
		Pocket-picking	0	0
		Purse-snatching	0	0
		Shoplifting	1	0
		Theft From Building	2	1
		Theft From Coin Operated Machine or Device	0	0
		Theft From Motor Vehicle	7	0
		Theft of Motor Vehicle Parts/Accessories	1	0
		All Other Larceny	20	1
		Motor Vehicle Theft	0	0
		Stolen Property Offenses	0	0
		Crimes Against Society		
		Drug/Narcotic Violations	6	5
		Drug Equipment Violations	0	0
		Betting/Wagering	0	0
		Operating/Promoting/Assisting Gambling	0	0
		Gambling Equipment Violations	0	0
		Sports Tampering	0	0
		Pornography/Obscene Material	0	0
		Prostitution	0	0
		Assisting or Promoting Prostitution	0	0
		Purchasing Prostitution	0	0
		Weapon Law Violations	1	0
		Animal Cruelty	0	0
		Total Group A Offenses	106	15
			0	0
Group B Arrests				
Offense		Adult	Juvenile	
Bad Checks	0	0		
Curfew/Loitering/Vagrancy Violations	0	0		
Disorderly Conduct	0	0		
Driving Under the Influence	0	0		
Drunkenness	3	0		
Family Offenses (Nonviolent)	0	0		
Liquor Law Violations	0	0		
Peeping Tom	0	0		
Runaway	0	0		
Trespass of Real Property	0	0		
All Other Offenses	4	0		
Total Group B	7	0		

(*) Offenses are counted using the FBI Units of Count for Crime

(**) The 'Arrests' column shows arrests made for incidents during the selected period, regardless of arrest date. Arrest counts for the same period may change over time.

Big Stone Gap Police Dept - VA0960200 - NIBRS Agency Crime Overview - 2018

2018 Population Estimate	5,263	Offenses (*)	Arrests (**)	
		Reported	Adult	Juvenile
Law Enforcement Employees		Group A Offenses		
		Crimes Against Persons		
Sworn Male	12	Murder and Nonnegligent Manslaughter	0	0
Sworn Female	0	Negligent Manslaughter	0	0
Civilian Male	0	Kidnapping/Abduction	0	0
Civilian Female	1	Forcible Rape	2	0
Total:	13	Forcible Sodomy	0	0
		Sexual Assault With An Object	0	0
		Forcible Fondling	2	0
		Incest	0	0
Offense Overview		Statutory Rape	0	0
Incident Total	291	Aggravated Assault	1	1
Offense Total	361	Simple Assault	39	19
Group A Crimes per 100,000 population	5,529.2	Intimidation	1	0
		Human Trafficking, Commercial Sex Acts	0	0
		Human Trafficking, Involuntary Servitude	0	0
Arrest Overview		Crimes Against Property		
Total Arrests	195	Arson	3	0
Adult Arrests	194	Bribery	0	0
Juvenile Arrests	0	Burglary/Breaking & Entering	12	0
Unknown Age	1	Counterfeiting/Forgery	15	2
Arrests per 100,000 population	3,705.1	Destruction/Damage/Vandalism of Property	41	2
		Embezzlement	1	0
		Extortion/Blackmail	0	0
		False Pretenses/Swindle/Confidence Game	9	0
		Credit Card/Automatic Teller Fraud	4	0
		Impersonation	2	0
		Welfare Fraud	0	0
		Wire Fraud	0	0
		Identity Theft	0	0
		Hacking/Computer Invasion	0	0
		Robbery	0	0
		Pocket-picking	0	0
		Purse-snatching	0	0
		Shoplifting	33	17
		Theft From Building	10	0
		Theft From Coin Operated Machine or Device	1	0
		Theft From Motor Vehicle	7	1
		Theft of Motor Vehicle Parts/Accessories	0	0
		All Other Larceny	44	3
		Motor Vehicle Theft	4	3
		Stolen Property Offenses	0	0
		Crimes Against Society		
		Drug/Narcotic Violations	72	42
		Drug Equipment Violations	49	16
		Betting/Wagering	0	0
		Operating/Promoting/Assisting Gambling	0	0
		Gambling Equipment Violations	0	0
		Sports Tampering	0	0
		Pornography/Obscene Material	1	0
		Prostitution	0	0
		Assisting or Promoting Prostitution	0	0
		Purchasing Prostitution	0	0
		Weapon Law Violations	8	3
		Animal Cruelty	0	0
		Total Group A Offenses	361	109
			0	0

(*) Offenses are counted using the FBI Units of Count for Crime

(**) The 'Arrests' column shows arrests made for incidents during the selected period, regardless of arrest date. Arrest counts for the same period may change over time.

Blacksburg Police Department - VA0600100 - NIBRS Agency Crime Overview - 2018

2018 Population Estimate	44,563	Offenses (*)	Arrests (**)	
		Reported	Adult	Juvenile
Law Enforcement Employees		Group A Offenses		
		Crimes Against Persons		
Sworn Male	58	Murder and Nonnegligent Manslaughter	0	0
Sworn Female	6	Negligent Manslaughter	0	0
Civilian Male	3	Kidnapping/Abduction	0	0
Civilian Female	9	Forcible Rape	17	1
Total:	76	Forcible Sodomy	0	0
		Sexual Assault With An Object	4	2
		Forcible Fondling	10	3
		Incest	0	0
		Statutory Rape	0	0
Offense Overview		Aggravated Assault	17	13
Incident Total	1,149	Simple Assault	168	57
Offense Total	1,243	Intimidation	29	11
Group A Crimes per 100,000 population	2,578.4	Human Trafficking, Commercial Sex Acts	0	0
		Human Trafficking, Involuntary Servitude	0	0
		Crimes Against Property		
Arrest Overview		Arson	0	0
Total Arrests	730	Bribery	0	0
Adult Arrests	726	Burglary/Breaking & Entering	29	4
Juvenile Arrests	4	Counterfeiting/Forgery	8	3
Unknown Age	0	Destruction/Damage/Vandalism of Property	272	22
Arrests per 100,000 population	1,638.1	Embezzlement	3	0
		Extortion/Blackmail	3	1
		False Pretenses/Swindle/Confidence Game	54	7
		Credit Card/Automatic Teller Fraud	46	1
		Impersonation	11	3
		Welfare Fraud	0	0
		Wire Fraud	18	0
		Identity Theft	0	0
		Hacking/Computer Invasion	0	0
		Robbery	4	7
		Pocket-picking	2	0
		Purse-snatching	0	0
		Shoplifting	27	10
		Theft From Building	15	1
		Theft From Coin Operated Machine or Device	0	0
		Theft From Motor Vehicle	47	0
		Theft of Motor Vehicle Parts/Accessories	2	1
		All Other Larceny	194	14
		Motor Vehicle Theft	10	2
		Stolen Property Offenses	4	5
		Crimes Against Society		
		Drug/Narcotic Violations	219	113
		Drug Equipment Violations	20	0
		Betting/Wagering	0	0
		Operating/Promoting/Assisting Gambling	0	0
		Gambling Equipment Violations	0	0
		Sports Tampering	0	0
		Pornography/Obscene Material	3	1
		Prostitution	1	3
		Assisting or Promoting Prostitution	0	0
		Purchasing Prostitution	0	0
		Weapon Law Violations	6	5
		Animal Cruelty	0	0
		Total Group A Offenses	1,243	290
				2
Group B Arrests				
Offense		Adult	Juvenile	
Bad Checks	2	0		
Curfew/Loitering/Vagrancy Violations	0	0		
Disorderly Conduct	2	0		
Driving Under the Influence	70	0		
Drunkenness	189	0		
Family Offenses (Nonviolent)	2	0		
Liquor Law Violations	39	0		
Peeping Tom	0	0		
Runaway	0	0		
Trespass of Real Property	30	0		
All Other Offenses	102	2		
Total Group B	436	2		

(*) Offenses are counted using the FBI Units of Count for Crime

(**) The 'Arrests' column shows arrests made for incidents during the selected period, regardless of arrest date. Arrest counts for the same period may change over time.

Blackstone Police Department - VA0670100 - NIBRS Agency Crime Overview - 2018

2018 Population Estimate	3,396	Offenses (*)			
		Reported	Adult	Juvenile	
Law Enforcement Employees		Group A Offenses			
		Crimes Against Persons			
Sworn Male	11	Murder and Nonnegligent Manslaughter	0	0	0
Sworn Female	0	Negligent Manslaughter	0	0	0
Civilian Male	0	Kidnapping/Abduction	5	1	0
Civilian Female	2	Forcible Rape	2	1	0
Total:	13	Forcible Sodomy	2	0	1
		Sexual Assault With An Object	0	0	0
		Forcible Fondling	3	0	0
Offense Overview		Incest	1	1	0
Incident Total	256	Statutory Rape	0	0	0
Offense Total	290	Aggravated Assault	7	5	0
Group A Crimes per 100,000 population	7,538.3	Simple Assault	35	24	3
		Intimidation	5	2	0
		Human Trafficking, Commercial Sex Acts	0	0	0
		Human Trafficking, Involuntary Servitude	0	0	0
Arrest Overview		Crimes Against Property			
Total Arrests	215	Arson	0	0	0
Adult Arrests	196	Bribery	0	0	0
Juvenile Arrests	19	Burglary/Breaking & Entering	17	3	5
Unknown Age	0	Counterfeiting/Forgery	4	1	0
Arrests per 100,000 population	6,331.0	Destruction/Damage/Vandalism of Property	43	4	1
		Embezzlement	4	4	0
		Extortion/Blackmail	0	2	0
		False Pretenses/Swindle/Confidence Game	6	3	0
		Credit Card/Automatic Teller Fraud	5	1	0
		Impersonation	2	0	0
		Welfare Fraud	0	0	0
		Wire Fraud	0	0	0
		Identity Theft	0	0	0
		Hacking/Computer Invasion	0	0	0
		Robbery	3	0	0
		Pocket-picking	0	0	0
		Purse-snatching	0	0	0
		Shoplifting	11	5	0
		Theft From Building	4	0	0
		Theft From Coin Operated Machine or Device	0	0	0
		Theft From Motor Vehicle	12	0	0
		Theft of Motor Vehicle Parts/Accessories	1	0	0
		All Other Larceny	37	10	0
		Motor Vehicle Theft	3	0	1
		Stolen Property Offenses	4	1	0
		Crimes Against Society			
		Drug/Narcotic Violations	63	46	2
		Drug Equipment Violations	1	0	0
		Betting/Wagering	0	0	0
		Operating/Promoting/Assisting Gambling	0	0	0
		Gambling Equipment Violations	0	0	0
		Sports Tampering	0	0	0
		Pornography/Obscene Material	2	2	0
		Prostitution	0	0	0
		Assisting or Promoting Prostitution	0	0	0
		Purchasing Prostitution	0	0	0
		Weapon Law Violations	8	3	0
		Animal Cruelty	0	0	0
		Total Group A Offenses	290	119	13
		Group B Arrests			
		Offense	Adult	Juvenile	
		Bad Checks	1	0	
		Curfew/Loitering/Vagrancy Violations	0	2	
		Disorderly Conduct	0	0	
		Driving Under the Influence	14	0	
		Drunkenness	9	0	
		Family Offenses (Nonviolent)	1	0	
		Liquor Law Violations	4	0	
		Peeping Tom	0	0	
		Runaway	0	1	
		Trespass of Real Property	3	0	
		All Other Offenses	45	3	
		Total Group B	77	6	

(*) Offenses are counted using the FBI Units of Count for Crime

(**) The 'Arrests' column shows arrests made for incidents during the selected period, regardless of arrest date. Arrest counts for the same period may change over time.

Bland County Sheriff's Office - VA0110000 - NIBRS Agency Crime Overview - 2018

2018 Population Estimate	6,432	Offenses (*)	Arrests (**)		
		Reported	Adult	Juvenile	
Law Enforcement Employees		Group A Offenses			
Sworn Male	12	Crimes Against Persons			
Sworn Female	0	Murder and Nonnegligent Manslaughter	0	0	0
Civilian Male	5	Negligent Manslaughter	0	0	0
Civilian Female	4	Kidnapping/Abduction	0	0	0
Total:	21	Forcible Rape	0	0	0
		Forcible Sodomy	0	0	0
		Sexual Assault With An Object	0	0	0
		Forcible Fondling	0	0	0
		Incest	0	0	0
Offense Overview		Statutory Rape	0	0	0
Incident Total	71	Aggravated Assault	1	1	0
Offense Total	88	Simple Assault	10	2	0
Group A Crimes per 100,000 population	1,103.9	Intimidation	0	0	0
		Human Trafficking, Commercial Sex Acts	0	0	0
		Human Trafficking, Involuntary Servitude	0	0	0
Arrest Overview		Crimes Against Property			
Total Arrests	64	Arson	1	1	0
Adult Arrests	63	Bribery	0	0	0
Juvenile Arrests	1	Burglary/Breaking & Entering	15	1	0
Unknown Age	0	Counterfeiting/Forgery	1	0	0
Arrests per 100,000 population	995.0	Destruction/Damage/Vandalism of Property	9	0	0
		Embezzlement	0	0	0
		Extortion/Blackmail	0	0	0
		False Pretenses/Swindle/Confidence Game	0	0	0
		Credit Card/Automatic Teller Fraud	1	0	0
		Impersonation	2	0	0
		Welfare Fraud	0	0	0
		Wire Fraud	3	0	0
		Identity Theft	0	0	0
		Hacking/Computer Invasion	0	0	0
		Robbery	1	0	0
		Pocket-picking	0	0	0
		Purse-snatching	0	0	0
		Shoplifting	0	0	0
		Theft From Building	4	0	0
		Theft From Coin Operated Machine or Device	0	0	0
		Theft From Motor Vehicle	3	0	0
		Theft of Motor Vehicle Parts/Accessories	0	0	0
		All Other Larceny	14	2	0
		Motor Vehicle Theft	1	0	0
		Stolen Property Offenses	0	0	0
		Crimes Against Society			
		Drug/Narcotic Violations	14	8	0
		Drug Equipment Violations	5	0	0
		Betting/Wagering	0	0	0
		Operating/Promoting/Assisting Gambling	0	0	0
		Gambling Equipment Violations	0	0	0
		Sports Tampering	0	0	0
		Pornography/Obscene Material	0	0	0
		Prostitution	0	0	0
		Assisting or Promoting Prostitution	0	0	0
		Purchasing Prostitution	0	0	0
		Weapon Law Violations	3	1	0
		Animal Cruelty	0	0	0
		Total Group A Offenses	88	16	0
Group B Arrests					
Offense	Adult	Juvenile			
Bad Checks	0	0			
Curfew/Loitering/Vagrancy Violations	0	0			
Disorderly Conduct	0	0			
Driving Under the Influence	0	0			
Drunkenness	9	0			
Family Offenses (Nonviolent)	0	0			
Liquor Law Violations	0	0			
Peeping Tom	0	0			
Runaway	0	0			
Trespass of Real Property	2	0			
All Other Offenses	36	1			
Total Group B	47	1			

(*) Offenses are counted using the FBI Units of Count for Crime

(**) The 'Arrests' column shows arrests made for incidents during the selected period, regardless of arrest date. Arrest counts for the same period may change over time.

Bluefield VA Police Dept - VA0920100 - NIBRS Agency Crime Overview - 2018

2018 Population Estimate	4,714	Offenses (*)	Arrests (**)		
		Reported	Adult	Juvenile	
Law Enforcement Employees		Group A Offenses			
Sworn Male	14	Crimes Against Persons			
Sworn Female	1	Murder and Nonnegligent Manslaughter	1	0	0
Civilian Male	1	Negligent Manslaughter	0	0	0
Civilian Female	4	Kidnapping/Abduction	2	3	0
Total:	20	Forcible Rape	0	0	0
		Forcible Sodomy	1	0	0
		Sexual Assault With An Object	2	0	0
		Forcible Fondling	4	0	0
		Incest	0	0	0
Offense Overview		Statutory Rape	0	0	0
Incident Total	485	Aggravated Assault	1	0	0
Offense Total	566	Simple Assault	47	19	0
Group A Crimes per 100,000 population	10,288.5	Intimidation	0	0	0
		Human Trafficking, Commercial Sex Acts	0	0	0
		Human Trafficking, Involuntary Servitude	0	0	0
Arrest Overview		Crimes Against Property			
Total Arrests	485	Arson	0	0	0
Adult Arrests	479	Bribery	0	0	0
Juvenile Arrests	6	Burglary/Breaking & Entering	16	5	0
Unknown Age	0	Counterfeiting/Forgery	22	5	0
Arrests per 100,000 population	10,288.5	Destruction/Damage/Vandalism of Property	43	5	0
		Embezzlement	2	1	0
		Extortion/Blackmail	1	0	0
		False Pretenses/Swindle/Confidence Game	18	5	0
		Credit Card/Automatic Teller Fraud	13	5	0
		Impersonation	0	0	0
		Welfare Fraud	0	0	0
		Wire Fraud	1	0	0
		Identity Theft	1	0	0
		Hacking/Computer Invasion	0	0	0
		Robbery	1	0	0
		Pocket-picking	2	0	0
		Purse-snatching	1	0	0
		Shoplifting	143	143	0
		Theft From Building	1	0	0
		Theft From Coin Operated Machine or Device	1	0	0
		Theft From Motor Vehicle	5	0	0
		Theft of Motor Vehicle Parts/Accessories	2	0	0
		All Other Larceny	46	10	0
		Motor Vehicle Theft	4	0	0
		Stolen Property Offenses	2	0	0
		Crimes Against Society			
		Drug/Narcotic Violations	138	104	5
		Drug Equipment Violations	33	9	0
		Betting/Wagering	0	0	0
		Operating/Promoting/Assisting Gambling	0	0	0
		Gambling Equipment Violations	0	0	0
		Sports Tampering	0	0	0
		Pornography/Obscene Material	2	0	0
		Prostitution	1	1	0
		Assisting or Promoting Prostitution	0	0	0
		Purchasing Prostitution	0	0	0
		Weapon Law Violations	9	0	0
		Animal Cruelty	0	0	0
		Total Group A Offenses	566	315	5
Group B Arrests					
Offense	Adult	Juvenile			
Bad Checks	0	0			
Curfew/Loitering/Vagrancy Violations	0	0			
Disorderly Conduct	2	0			
Driving Under the Influence	7	0			
Drunkenness	52	0			
Family Offenses (Nonviolent)	2	0			
Liquor Law Violations	0	0			
Peeping Tom	1	0			
Runaway	0	0			
Trespass of Real Property	22	0			
All Other Offenses	78	1			
Total Group B	164	1			

(*) Offenses are counted using the FBI Units of Count for Crime

(**) The 'Arrests' column shows arrests made for incidents during the selected period, regardless of arrest date. Arrest counts for the same period may change over time.

Botetourt County Sheriffs Office - VA0120000 - NIBRS Agency Crime Overview - 2018

2018 Population Estimate		33,288	Offenses (*)	Arrests (**)	
Law Enforcement Employees			Reported	Adult	Juvenile
Group A Offenses					
Crimes Against Persons					
Sworn Male	77	Murder and Nonnegligent Manslaughter	0	0	0
Sworn Female	17	Negligent Manslaughter	0	0	0
Civilian Male	4	Kidnapping/Abduction	4	3	0
Civilian Female	18	Forcible Rape	1	0	0
Total:	116	Forcible Sodomy	1	0	0
Offense Overview					
Incident Total	819	Sexual Assault With An Object	3	0	0
Offense Total	931	Forcible Fondling	9	1	0
Group A Crimes per 100,000 population	2,460.3	Incest	0	0	0
Arrest Overview					
Total Arrests	720	Statutory Rape	0	0	0
Adult Arrests	648	Aggravated Assault	11	7	0
Juvenile Arrests	69	Simple Assault	237	69	11
Unknown Age	3	Intimidation	14	2	1
Arrests per 100,000 population	2,162.9	Human Trafficking, Commercial Sex Acts	0	0	0
Group B Arrests					
Offense					
	Adult	Juvenile			
Bad Checks	1	0	Human Trafficking, Involuntary Servitude	0	0
Curfew/Loitering/Vagrancy Violations	0	18	Crimes Against Property		
Disorderly Conduct	6	1	Arson	0	0
Driving Under the Influence	35	0	Bribery	0	0
Drunkenness	82	0	Burglary/Breaking & Entering	31	11
Family Offenses (Nonviolent)	1	0	Counterfeiting/Forgery	16	7
Liquor Law Violations	11	3	Destruction/Damage/Vandalism of Property	83	3
Peeping Tom	0	0	Embezzlement	10	11
Runaway	0	1	Extortion/Blackmail	0	0
Trespass of Real Property	11	0	False Pretenses/Swindle/Confidence Game	21	6
All Other Offenses	154	13	Credit Card/Automatic Teller Fraud	24	4
Total Group B	301	36	Impersonation	4	1
Group A Offenses					
Crimes Against Society					
			Welfare Fraud	0	0
			Wire Fraud	4	1
			Identity Theft	0	0
			Hacking/Computer Invasion	0	0
			Robbery	2	0
			Pocket-picking	0	0
			Purse-snatching	0	0
			Shoplifting	4	3
			Theft From Building	16	4
			Theft From Coin Operated Machine or Device	2	0
			Theft From Motor Vehicle	48	11
			Theft of Motor Vehicle Parts/Accessories	13	0
			All Other Larceny	128	18
			Motor Vehicle Theft	10	4
			Stolen Property Offenses	5	3
			Total Group A Offenses	931	347
					33

(*) Offenses are counted using the FBI Units of Count for Crime

(**) The 'Arrests' column shows arrests made for incidents during the selected period, regardless of arrest date. Arrest counts for the same period may change over time.

Bowling Green Police Department⁰ - VA0170100 - NIBRS Agency Crime Overview - 2018

2018 Population Estimate	1,166	Offenses (*)	Arrests (**)	
		Reported	Adult	Juvenile
Law Enforcement Employees		Group A Offenses		
		Crimes Against Persons		
Sworn Male	1	Murder and Nonnegligent Manslaughter	0	0
Sworn Female	0	Negligent Manslaughter	0	0
Civilian Male	0	Kidnapping/Abduction	0	0
Civilian Female	0	Forcible Rape	0	0
Total:	1	Forcible Sodomy	0	0
		Sexual Assault With An Object	0	0
		Forcible Fondling	0	0
		Incest	0	0
Offense Overview		Statutory Rape	0	0
Incident Total	0	Aggravated Assault	0	0
Offense Total	0	Simple Assault	0	0
Group A Crimes per 100,000 population	0.0	Intimidation	0	0
		Human Trafficking, Commercial Sex Acts	0	0
		Human Trafficking, Involuntary Servitude	0	0
Arrest Overview		Crimes Against Property		
Total Arrests	0	Arson	0	0
Adult Arrests	0	Bribery	0	0
Juvenile Arrests	0	Burglary/Breaking & Entering	0	0
Unknown Age	0	Counterfeiting/Forgery	0	0
Arrests per 100,000 population	0.0	Destruction/Damage/Vandalism of Property	0	0
		Embezzlement	0	0
		Extortion/Blackmail	0	0
		False Pretenses/Swindle/Confidence Game	0	0
		Credit Card/Automatic Teller Fraud	0	0
		Impersonation	0	0
		Welfare Fraud	0	0
		Wire Fraud	0	0
		Identity Theft	0	0
		Hacking/Computer Invasion	0	0
		Robbery	0	0
		Pocket-picking	0	0
		Purse-snatching	0	0
		Shoplifting	0	0
		Theft From Building	0	0
		Theft From Coin Operated Machine or Device	0	0
		Theft From Motor Vehicle	0	0
		Theft of Motor Vehicle Parts/Accessories	0	0
		All Other Larceny	0	0
		Motor Vehicle Theft	0	0
		Stolen Property Offenses	0	0
		Crimes Against Society		
		Drug/Narcotic Violations	0	0
		Drug Equipment Violations	0	0
		Betting/Wagering	0	0
		Operating/Promoting/Assisting Gambling	0	0
		Gambling Equipment Violations	0	0
		Sports Tampering	0	0
		Pornography/Obscene Material	0	0
		Prostitution	0	0
		Assisting or Promoting Prostitution	0	0
		Purchasing Prostitution	0	0
		Weapon Law Violations	0	0
		Animal Cruelty	0	0
		Total Group A Offenses	0	0

Group B Arrests		
Offense	Adult	Juvenile
Bad Checks	0	0
Curfew/Loitering/Vagrancy Violations	0	0
Disorderly Conduct	0	0
Driving Under the Influence	0	0
Drunkenness	0	0
Family Offenses (Nonviolent)	0	0
Liquor Law Violations	0	0
Peeping Tom	0	0
Runaway	0	0
Trespass of Real Property	0	0
All Other Offenses	0	0
Total Group B	0	0

(*) Offenses are counted using the FBI Units of Count for Crime

(**) The 'Arrests' column shows arrests made for incidents during the selected period, regardless of arrest date. Arrest counts for the same period may change over time.

Bridgewater Police Department - VA0820100 - NIBRS Agency Crime Overview - 2018

2018 Population Estimate	6,062	Offenses (*)	Arrests (**)		
		Reported	Adult	Juvenile	
Law Enforcement Employees		Group A Offenses			
Sworn Male	8	Crimes Against Persons			
Sworn Female	1	Murder and Nonnegligent Manslaughter	0	0	0
Civilian Male	0	Negligent Manslaughter	0	0	0
Civilian Female	0	Kidnapping/Abduction	0	0	0
Total:	9	Forcible Rape	1	0	0
		Forcible Sodomy	0	0	0
Offense Overview		Sexual Assault With An Object	0	0	0
Incident Total	103	Forcible Fondling	1	0	0
Offense Total	117	Incest	0	0	0
Group A Crimes per 100,000 population	1,699.1	Statutory Rape	0	0	0
		Aggravated Assault	2	0	0
Arrest Overview		Simple Assault	16	13	0
Total Arrests	81	Intimidation	1	0	0
Adult Arrests	80	Human Trafficking, Commercial Sex Acts	0	0	0
Juvenile Arrests	1	Human Trafficking, Involuntary Servitude	0	0	0
Unknown Age	0	Crimes Against Property			
Arrests per 100,000 population	1,336.2	Arson	0	0	0
		Bribery	0	0	0
		Burglary/Breaking & Entering	2	0	0
		Counterfeiting/Forgery	6	2	0
		Destruction/Damage/Vandalism of Property	12	1	0
		Embezzlement	2	2	0
		Extortion/Blackmail	0	0	0
		False Pretenses/Swindle/Confidence Game	3	0	0
		Credit Card/Automatic Teller Fraud	1	0	0
		Impersonation	1	0	0
		Welfare Fraud	0	0	0
		Wire Fraud	3	0	0
		Identity Theft	0	0	0
		Hacking/Computer Invasion	0	0	0
		Robbery	0	0	0
		Pocket-picking	0	0	0
		Purse-snatching	0	0	0
		Shoplifting	5	3	0
		Theft From Building	0	0	0
		Theft From Coin Operated Machine or Device	1	0	0
		Theft From Motor Vehicle	9	1	0
		Theft of Motor Vehicle Parts/Accessories	2	0	0
		All Other Larceny	7	1	0
		Motor Vehicle Theft	0	0	0
		Stolen Property Offenses	0	0	0
		Crimes Against Society			
		Drug/Narcotic Violations	36	32	1
		Drug Equipment Violations	5	0	0
		Betting/Wagering	0	0	0
		Operating/Promoting/Assisting Gambling	0	0	0
		Gambling Equipment Violations	0	0	0
		Sports Tampering	0	0	0
		Pornography/Obscene Material	1	0	0
		Prostitution	0	0	0
		Assisting or Promoting Prostitution	0	0	0
		Purchasing Prostitution	0	0	0
		Weapon Law Violations	0	0	0
		Animal Cruelty	0	0	0
		Total Group A Offenses	117	55	1
Group B Arrests					
Offense	Adult	Juvenile			
Bad Checks	1	0			
Curfew/Loitering/Vagrancy Violations	0	0			
Disorderly Conduct	0	0			
Driving Under the Influence	14	0			
Drunkenness	5	0			
Family Offenses (Nonviolent)	0	0			
Liquor Law Violations	0	0			
Peeping Tom	0	0			
Runaway	0	0			
Trespass of Real Property	0	0			
All Other Offenses	5	0			
Total Group B	25	0			

(*) Offenses are counted using the FBI Units of Count for Crime

(**) The 'Arrests' column shows arrests made for incidents during the selected period, regardless of arrest date. Arrest counts for the same period may change over time.

Bristol Virginia Police Department - VA100000 - NIBRS Agency Crime Overview - 2018

2018 Population Estimate		16,877	Offenses (*)	Arrests (**)		
			Reported	Adult	Juvenile	
Law Enforcement Employees			Group A Offenses			
			Crimes Against Persons			
Sworn Male	46		Murder and Nonnegligent Manslaughter	2	1	0
Sworn Female	6		Negligent Manslaughter	0	0	0
Civilian Male	5		Kidnapping/Abduction	8	8	0
Civilian Female	15		Forcible Rape	6	0	0
Total:	72		Forcible Sodomy	2	2	0
			Sexual Assault With An Object	2	0	0
			Forcible Fondling	18	3	0
Offense Overview			Incest	0	0	0
Incident Total	1,427		Statutory Rape	1	0	0
Offense Total	1,678		Aggravated Assault	31	9	4
Group A Crimes per 100,000 population	8,455.3		Simple Assault	397	148	6
			Intimidation	86	10	0
			Human Trafficking, Commercial Sex Acts	0	0	0
			Human Trafficking, Involuntary Servitude	0	0	0
Arrest Overview			Crimes Against Property			
Total Arrests	1,270		Arson	2	1	0
Adult Arrests	1,250		Bribery	0	0	0
Juvenile Arrests	19		Burglary/Breaking & Entering	69	6	0
Unknown Age	1		Counterfeiting/Forgery	31	18	0
Arrests per 100,000 population	7,525.0		Destruction/Damage/Vandalism of Property	181	10	1
			Embezzlement	11	3	0
			Extortion/Blackmail	2	1	0
			False Pretenses/Swindle/Confidence Game	21	4	0
			Credit Card/Automatic Teller Fraud	35	18	0
			Impersonation	9	0	0
			Welfare Fraud	0	0	0
			Wire Fraud	0	0	0
			Identity Theft	0	0	0
			Hacking/Computer Invasion	0	0	0
			Robbery	3	0	0
			Pocket-picking	0	0	0
			Purse-snatching	0	0	0
			Shoplifting	51	24	0
			Theft From Building	47	11	0
			Theft From Coin Operated Machine or Device	1	0	0
			Theft From Motor Vehicle	104	4	0
			Theft of Motor Vehicle Parts/Accessories	14	2	0
			All Other Larceny	186	32	1
			Motor Vehicle Theft	51	10	0
			Stolen Property Offenses	5	2	0
			Crimes Against Society			
			Drug/Narcotic Violations	223	109	1
			Drug Equipment Violations	30	2	0
			Betting/Wagering	0	0	0
			Operating/Promoting/Assisting Gambling	0	0	0
			Gambling Equipment Violations	1	0	0
			Sports Tampering	0	0	0
			Pornography/Obscene Material	8	6	0
			Prostitution	0	0	0
			Assisting or Promoting Prostitution	0	0	0
			Purchasing Prostitution	0	0	0
			Weapon Law Violations	40	13	0
			Animal Cruelty	0	0	0
			Total Group A Offenses	1,678	457	13
Group B Arrests						
Offense	Adult	Juvenile				
Bad Checks	7	0				
Curfew/Loitering/Vagrancy Violations	0	0				
Disorderly Conduct	12	0				
Driving Under the Influence	72	0				
Drunkenness	260	0				
Family Offenses (Nonviolent)	22	0				
Liquor Law Violations	6	0				
Peeping Tom	0	0				
Runaway	0	0				
Trespass of Real Property	26	0				
All Other Offenses	388	6				
Total Group B	793	6				

(*) Offenses are counted using the FBI Units of Count for Crime

(**) The 'Arrests' column shows arrests made for incidents during the selected period, regardless of arrest date. Arrest counts for the same period may change over time.

Broadway Police Department - VA0820200 - NIBRS Agency Crime Overview - 2018

2018 Population Estimate	3,880	Offenses (*)	Arrests (**)		
		Reported	Adult	Juvenile	
Law Enforcement Employees		Group A Offenses			
Sworn Male	5	Crimes Against Persons			
Sworn Female	0	Murder and Nonnegligent Manslaughter	0	0	0
Civilian Male	0	Negligent Manslaughter	0	0	0
Civilian Female	0	Kidnapping/Abduction	0	0	0
Total:	5	Forcible Rape	0	0	0
		Forcible Sodomy	0	0	0
		Sexual Assault With An Object	0	0	0
		Forcible Fondling	0	0	0
		Incest	0	0	0
Offense Overview		Statutory Rape	0	0	0
Incident Total	36	Aggravated Assault	0	0	0
Offense Total	43	Simple Assault	3	1	0
Group A Crimes per 100,000 population	927.8	Intimidation	0	0	0
		Human Trafficking, Commercial Sex Acts	0	0	0
		Human Trafficking, Involuntary Servitude	0	0	0
		Crimes Against Property			
Arrest Overview		Arson	0	0	0
Total Arrests	24	Bribery	0	0	0
Adult Arrests	24	Burglary/Breaking & Entering	2	0	0
Juvenile Arrests	0	Counterfeiting/Forgery	0	0	0
Unknown Age	0	Destruction/Damage/Vandalism of Property	9	4	0
Arrests per 100,000 population	618.6	Embezzlement	0	0	0
		Extortion/Blackmail	0	0	0
		False Pretenses/Swindle/Confidence Game	0	0	0
		Credit Card/Automatic Teller Fraud	1	0	0
		Impersonation	0	0	0
		Welfare Fraud	0	0	0
		Wire Fraud	1	0	0
		Identity Theft	0	0	0
		Hacking/Computer Invasion	0	0	0
		Robbery	1	0	0
		Pocket-picking	0	0	0
		Purse-snatching	0	0	0
		Shoplifting	0	0	0
		Theft From Building	0	0	0
		Theft From Coin Operated Machine or Device	0	0	0
		Theft From Motor Vehicle	1	0	0
		Theft of Motor Vehicle Parts/Accessories	0	0	0
		All Other Larceny	5	0	0
		Motor Vehicle Theft	1	0	0
		Stolen Property Offenses	0	0	0
		Crimes Against Society			
		Drug/Narcotic Violations	13	3	0
		Drug Equipment Violations	5	0	0
		Betting/Wagering	0	0	0
		Operating/Promoting/Assisting Gambling	0	0	0
		Gambling Equipment Violations	0	0	0
		Sports Tampering	0	0	0
		Pornography/Obscene Material	1	0	0
		Prostitution	0	0	0
		Assisting or Promoting Prostitution	0	0	0
		Purchasing Prostitution	0	0	0
		Weapon Law Violations	0	0	0
		Animal Cruelty	0	0	0
		Total Group A Offenses	43	8	0
Group B Arrests					
Offense	Adult	Juvenile			
Bad Checks	0	0			
Curfew/Loitering/Vagrancy Violations	0	0			
Disorderly Conduct	1	0			
Driving Under the Influence	7	0			
Drunkenness	0	0			
Family Offenses (Nonviolent)	0	0			
Liquor Law Violations	0	0			
Peeping Tom	0	0			
Runaway	0	0			
Trespass of Real Property	0	0			
All Other Offenses	8	0			
Total Group B	16	0			

(*) Offenses are counted using the FBI Units of Count for Crime

(**) The 'Arrests' column shows arrests made for incidents during the selected period, regardless of arrest date. Arrest counts for the same period may change over time.

Brookneal Police Department - VA0160200 - NIBRS Agency Crime Overview - 2018

2018 Population Estimate		1,103	Offenses (*)	Arrests (**)	
			Reported	Adult	Juvenile
Law Enforcement Employees			Group A Offenses		
			Crimes Against Persons		
Sworn Male	1		Murder and Nonnegligent Manslaughter	0	0
Sworn Female	0		Negligent Manslaughter	0	0
Civilian Male	0		Kidnapping/Abduction	0	0
Civilian Female	0		Forcible Rape	0	0
Total:	1		Forcible Sodomy	0	0
			Sexual Assault With An Object	0	0
			Forcible Fondling	0	0
			Incest	0	0
Offense Overview			Statutory Rape	0	0
Incident Total	22		Aggravated Assault	1	0
Offense Total	23		Simple Assault	4	0
Group A Crimes per 100,000 population	1,994.6		Intimidation	4	0
			Human Trafficking, Commercial Sex Acts	0	0
			Human Trafficking, Involuntary Servitude	0	0
			Crimes Against Property		
Arrest Overview			Arson	0	0
Total Arrests	0		Bribery	0	0
Adult Arrests	0		Burglary/Breaking & Entering	1	0
Juvenile Arrests	0		Counterfeiting/Forgery	1	0
Unknown Age	0		Destruction/Damage/Vandalism of Property	2	0
Arrests per 100,000 population	0.0		Embezzlement	1	0
			Extortion/Blackmail	0	0
			False Pretenses/Swindle/Confidence Game	0	0
			Credit Card/Automatic Teller Fraud	0	0
			Impersonation	0	0
			Welfare Fraud	0	0
			Wire Fraud	0	0
			Identity Theft	0	0
			Hacking/Computer Invasion	0	0
			Robbery	0	0
			Pocket-picking	0	0
			Purse-snatching	0	0
			Shoplifting	1	0
			Theft From Building	1	0
			Theft From Coin Operated Machine or Device	0	0
			Theft From Motor Vehicle	1	0
			Theft of Motor Vehicle Parts/Accessories	0	0
			All Other Larceny	6	0
			Motor Vehicle Theft	0	0
			Stolen Property Offenses	0	0
			Crimes Against Society		
			Drug/Narcotic Violations	0	0
			Drug Equipment Violations	0	0
			Betting/Wagering	0	0
			Operating/Promoting/Assisting Gambling	0	0
			Gambling Equipment Violations	0	0
			Sports Tampering	0	0
			Pornography/Obscene Material	0	0
			Prostitution	0	0
			Assisting or Promoting Prostitution	0	0
			Purchasing Prostitution	0	0
			Weapon Law Violations	0	0
			Animal Cruelty	0	0
			Total Group A Offenses	23	0
			Group B Arrests		
			Offense		
			Adult	Juvenile	
Bad Checks	0	0			
Curfew/Loitering/Vagrancy Violations	0	0			
Disorderly Conduct	0	0			
Driving Under the Influence	0	0			
Drunkenness	0	0			
Family Offenses (Nonviolent)	0	0			
Liquor Law Violations	0	0			
Peeping Tom	0	0			
Runaway	0	0			
Trespass of Real Property	0	0			
All Other Offenses	0	0			
Total Group B	0	0			

(*) Offenses are counted using the FBI Units of Count for Crime

(**) The 'Arrests' column shows arrests made for incidents during the selected period, regardless of arrest date. Arrest counts for the same period may change over time.

Brunswick CO Sheriff's Office - VA0130000 - NIBRS Agency Crime Overview - 2018

2018 Population Estimate	15,432	Offenses (*)	Arrests (**)		
		Reported	Adult	Juvenile	
Law Enforcement Employees		Group A Offenses			
Sworn Male	30	Crimes Against Persons			
Sworn Female	4	Murder and Nonnegligent Manslaughter	1	0	0
Civilian Male	2	Negligent Manslaughter	0	0	0
Civilian Female	10	Kidnapping/Abduction	0	0	0
Total:	46	Forcible Rape	3	2	0
		Forcible Sodomy	0	0	0
		Sexual Assault With An Object	0	0	0
		Forcible Fondling	2	0	0
		Incest	0	0	0
Offense Overview		Statutory Rape	1	1	0
Incident Total	255	Aggravated Assault	11	10	1
Offense Total	276	Simple Assault	36	27	0
Group A Crimes per 100,000 population	1,652.4	Intimidation	0	1	0
		Human Trafficking, Commercial Sex Acts	0	0	0
		Human Trafficking, Involuntary Servitude	0	0	0
Arrest Overview		Crimes Against Property			
Total Arrests	304	Arson	1	1	0
Adult Arrests	301	Bribery	0	0	0
Juvenile Arrests	3	Burglary/Breaking & Entering	19	2	0
Unknown Age	0	Counterfeiting/Forgery	5	1	0
Arrests per 100,000 population	1,969.9	Destruction/Damage/Vandalism of Property	23	4	0
		Embezzlement	0	0	0
		Extortion/Blackmail	0	0	0
		False Pretenses/Swindle/Confidence Game	6	1	0
		Credit Card/Automatic Teller Fraud	4	0	0
		Impersonation	5	0	0
		Welfare Fraud	0	0	0
		Wire Fraud	0	0	0
		Identity Theft	0	0	0
		Hacking/Computer Invasion	0	0	0
		Robbery	3	1	0
		Pocket-picking	1	0	0
		Purse-snatching	0	0	0
		Shoplifting	3	2	0
		Theft From Building	4	0	0
		Theft From Coin Operated Machine or Device	0	0	0
		Theft From Motor Vehicle	0	0	0
		Theft of Motor Vehicle Parts/Accessories	1	0	0
		All Other Larceny	56	3	0
		Motor Vehicle Theft	7	2	0
		Stolen Property Offenses	2	0	0
		Crimes Against Society			
		Drug/Narcotic Violations	73	42	0
		Drug Equipment Violations	1	0	0
		Betting/Wagering	0	0	0
		Operating/Promoting/Assisting Gambling	0	0	0
		Gambling Equipment Violations	0	0	0
		Sports Tampering	0	0	0
		Pornography/Obscene Material	2	1	1
		Prostitution	0	0	0
		Assisting or Promoting Prostitution	0	0	0
		Purchasing Prostitution	0	0	0
		Weapon Law Violations	6	3	0
		Animal Cruelty	0	0	0
		Total Group A Offenses	276	104	2
Group B Arrests					
Offense	Adult	Juvenile			
Bad Checks	0	0			
Curfew/Loitering/Vagrancy Violations	0	0			
Disorderly Conduct	3	0			
Driving Under the Influence	20	0			
Drunkenness	27	0			
Family Offenses (Nonviolent)	4	0			
Liquor Law Violations	5	0			
Peeping Tom	0	0			
Runaway	0	0			
Trespass of Real Property	0	1			
All Other Offenses	138	0			
Total Group B	197	1			

(*) Offenses are counted using the FBI Units of Count for Crime

(**) The 'Arrests' column shows arrests made for incidents during the selected period, regardless of arrest date. Arrest counts for the same period may change over time.

Buchanan CO Sheriff's Office - VA0140000 - NIBRS Agency Crime Overview - 2018

2018 Population Estimate	20,647	Offenses (*)	Arrests (**)		
		Reported	Adult	Juvenile	
Law Enforcement Employees		Group A Offenses			
Sworn Male	32	Crimes Against Persons			
Sworn Female	3	Murder and Nonnegligent Manslaughter	0	0	0
Civilian Male	2	Negligent Manslaughter	0	0	0
Civilian Female	11	Kidnapping/Abduction	5	4	0
Total:	48	Forcible Rape	12	2	0
		Forcible Sodomy	7	0	0
		Sexual Assault With An Object	1	0	0
		Forcible Fondling	6	1	0
Offense Overview		Incest	0	0	0
Incident Total	919	Statutory Rape	0	1	0
Offense Total	1,109	Aggravated Assault	24	13	0
Group A Crimes per 100,000 population	4,451.0	Simple Assault	211	127	6
		Intimidation	107	30	0
		Human Trafficking, Commercial Sex Acts	0	0	0
		Human Trafficking, Involuntary Servitude	0	0	0
Arrest Overview		Crimes Against Property			
Total Arrests	1,057	Arson	3	0	0
Adult Arrests	1,030	Bribery	0	0	0
Juvenile Arrests	26	Burglary/Breaking & Entering	72	9	0
Unknown Age	1	Counterfeiting/Forgery	21	4	0
Arrests per 100,000 population	5,119.4	Destruction/Damage/Vandalism of Property	111	15	0
		Embezzlement	1	1	0
		Extortion/Blackmail	1	0	0
		False Pretenses/Swindle/Confidence Game	61	11	0
		Credit Card/Automatic Teller Fraud	27	0	0
		Impersonation	26	2	0
		Welfare Fraud	0	0	0
		Wire Fraud	7	0	0
		Identity Theft	0	0	0
		Hacking/Computer Invasion	0	0	0
		Robbery	1	0	0
		Pocket-picking	0	0	0
		Purse-snatching	0	0	0
		Shoplifting	12	8	0
		Theft From Building	2	0	0
		Theft From Coin Operated Machine or Device	0	0	0
		Theft From Motor Vehicle	6	0	0
		Theft of Motor Vehicle Parts/Accessories	8	0	0
		All Other Larceny	149	41	0
		Motor Vehicle Theft	17	2	0
		Stolen Property Offenses	5	3	0
		Crimes Against Society			
		Drug/Narcotic Violations	127	111	0
		Drug Equipment Violations	30	12	0
		Betting/Wagering	0	0	0
		Operating/Promoting/Assisting Gambling	0	0	0
		Gambling Equipment Violations	0	0	0
		Sports Tampering	0	0	0
		Pornography/Obscene Material	19	0	0
		Prostitution	1	0	0
		Assisting or Promoting Prostitution	0	0	0
		Purchasing Prostitution	0	0	0
		Weapon Law Violations	29	5	0
		Animal Cruelty	0	0	0
		Total Group A Offenses	1,109	402	6
Group B Arrests					
Offense	Adult	Juvenile			
Bad Checks	11	0			
Curfew/Loitering/Vagrancy Violations	0	0			
Disorderly Conduct	0	0			
Driving Under the Influence	21	0			
Drunkenness	62	0			
Family Offenses (Nonviolent)	2	0			
Liquor Law Violations	4	0			
Peeping Tom	0	0			
Runaway	0	0			
Trespass of Real Property	14	0			
All Other Offenses	514	20			
Total Group B	628	20			

(*) Offenses are counted using the FBI Units of Count for Crime

(**) The 'Arrests' column shows arrests made for incidents during the selected period, regardless of arrest date. Arrest counts for the same period may change over time.

Buckingham County Sheriff's Office - VA0150000 - NIBRS Agency Crime Overview - 2018

2018 Population Estimate	16,952	Offenses (*)	Arrests (**)		
		Reported	Adult	Juvenile	
Law Enforcement Employees		Group A Offenses			
Sworn Male	19	Crimes Against Persons			
Sworn Female	0	Murder and Nonnegligent Manslaughter	1	1	0
Civilian Male	2	Negligent Manslaughter	0	0	0
Civilian Female	5	Kidnapping/Abduction	1	0	0
Total:	26	Forcible Rape	4	0	0
		Forcible Sodomy	1	0	0
		Sexual Assault With An Object	1	0	0
		Forcible Fondling	1	1	0
		Incest	1	0	0
Offense Overview		Statutory Rape	0	0	0
Incident Total	246	Aggravated Assault	7	6	0
Offense Total	291	Simple Assault	56	30	0
Group A Crimes per 100,000 population	1,451.2	Intimidation	7	1	0
		Human Trafficking, Commercial Sex Acts	0	0	0
		Human Trafficking, Involuntary Servitude	0	0	0
Arrest Overview		Crimes Against Property			
Total Arrests	247	Arson	1	0	0
Adult Arrests	247	Bribery	0	0	0
Juvenile Arrests	0	Burglary/Breaking & Entering	15	0	0
Unknown Age	0	Counterfeiting/Forgery	4	0	0
Arrests per 100,000 population	1,457.1	Destruction/Damage/Vandalism of Property	51	3	0
		Embezzlement	1	1	0
		Extortion/Blackmail	0	0	0
		False Pretenses/Swindle/Confidence Game	6	1	0
		Credit Card/Automatic Teller Fraud	1	0	0
		Impersonation	1	0	0
		Welfare Fraud	0	0	0
		Wire Fraud	0	0	0
		Identity Theft	0	0	0
		Hacking/Computer Invasion	0	0	0
		Robbery	2	2	0
		Pocket-picking	0	1	0
		Purse-snatching	0	0	0
		Shoplifting	5	0	0
		Theft From Building	9	0	0
		Theft From Coin Operated Machine or Device	0	0	0
		Theft From Motor Vehicle	5	0	0
		Theft of Motor Vehicle Parts/Accessories	10	1	0
		All Other Larceny	51	12	0
		Motor Vehicle Theft	13	1	0
		Stolen Property Offenses	0	0	0
		Crimes Against Society			
		Drug/Narcotic Violations	25	10	0
		Drug Equipment Violations	0	0	0
		Betting/Wagering	0	0	0
		Operating/Promoting/Assisting Gambling	0	0	0
		Gambling Equipment Violations	0	0	0
		Sports Tampering	0	0	0
		Pornography/Obscene Material	1	0	0
		Prostitution	0	0	0
		Assisting or Promoting Prostitution	0	0	0
		Purchasing Prostitution	0	0	0
		Weapon Law Violations	10	3	0
		Animal Cruelty	0	0	0
		Total Group A Offenses	291	74	0
Group B Arrests					
Offense	Adult	Juvenile			
Bad Checks	3	0			
Curfew/Loitering/Vagrancy Violations	0	0			
Disorderly Conduct	5	0			
Driving Under the Influence	19	0			
Drunkenness	14	0			
Family Offenses (Nonviolent)	0	0			
Liquor Law Violations	1	0			
Peeping Tom	0	0			
Runaway	0	0			
Trespass of Real Property	9	0			
All Other Offenses	122	0			
Total Group B	173	0			

(*) Offenses are counted using the FBI Units of Count for Crime

(**) The 'Arrests' column shows arrests made for incidents during the selected period, regardless of arrest date. Arrest counts for the same period may change over time.

Buena Vista Police Department - VA1010000 - NIBRS Agency Crime Overview - 2018

2018 Population Estimate	6,351	Offenses (*)	Arrests (**)	
		Reported	Adult	Juvenile
Law Enforcement Employees		Group A Offenses		
		Crimes Against Persons		
Sworn Male	15	Murder and Nonnegligent Manslaughter	0	0
Sworn Female	1	Negligent Manslaughter	0	0
Civilian Male	0	Kidnapping/Abduction	0	0
Civilian Female	1	Forcible Rape	1	0
Total:	17	Forcible Sodomy	0	0
		Sexual Assault With An Object	0	0
		Forcible Fondling	4	0
		Incest	0	0
Offense Overview		Statutory Rape	2	0
Incident Total	190	Aggravated Assault	4	1
Offense Total	213	Simple Assault	30	17
Group A Crimes per 100,000 population	2,991.7	Intimidation	0	0
		Human Trafficking, Commercial Sex Acts	0	0
		Human Trafficking, Involuntary Servitude	0	0
Arrest Overview		Crimes Against Property		
Total Arrests	214	Arson	0	0
Adult Arrests	206	Bribery	0	0
Juvenile Arrests	8	Burglary/Breaking & Entering	10	2
Unknown Age	0	Counterfeiting/Forgery	1	0
Arrests per 100,000 population	3,369.5	Destruction/Damage/Vandalism of Property	22	0
		Embezzlement	0	0
		Extortion/Blackmail	0	0
		False Pretenses/Swindle/Confidence Game	1	0
		Credit Card/Automatic Teller Fraud	2	0
		Impersonation	0	0
		Welfare Fraud	0	0
		Wire Fraud	1	0
		Identity Theft	0	0
		Hacking/Computer Invasion	0	0
		Robbery	0	0
		Pocket-picking	0	0
		Purse-snatching	0	0
		Shoplifting	1	0
		Theft From Building	7	0
		Theft From Coin Operated Machine or Device	0	0
		Theft From Motor Vehicle	3	0
		Theft of Motor Vehicle Parts/Accessories	0	0
		All Other Larceny	28	1
		Motor Vehicle Theft	6	2
		Stolen Property Offenses	2	1
		Crimes Against Society		
		Drug/Narcotic Violations	67	76
		Drug Equipment Violations	11	0
		Betting/Wagering	0	0
		Operating/Promoting/Assisting Gambling	0	0
		Gambling Equipment Violations	0	0
		Sports Tampering	0	0
		Pornography/Obscene Material	1	0
		Prostitution	0	0
		Assisting or Promoting Prostitution	0	0
		Purchasing Prostitution	0	0
		Weapon Law Violations	9	9
		Animal Cruelty	0	0
		Total Group A Offenses	213	109
			4	4

(*) Offenses are counted using the FBI Units of Count for Crime

(**) The 'Arrests' column shows arrests made for incidents during the selected period, regardless of arrest date. Arrest counts for the same period may change over time.

Burkeville Police Department - VA0670300 - NIBRS Agency Crime Overview - 2018

2018 Population Estimate	405	Offenses (*)			Arrests (**)	
		Group A Offenses	Reported	Adult	Juvenile	
Law Enforcement Employees		Crimes Against Persons				
Sworn Male	1	Murder and Nonnegligent Manslaughter	0	0	0	0
Sworn Female	0	Negligent Manslaughter	0	0	0	0
Civilian Male	0	Kidnapping/Abduction	0	0	0	0
Civilian Female	0	Forcible Rape	0	0	0	0
Total:	1	Forcible Sodomy	0	0	0	0
		Sexual Assault With An Object	0	0	0	0
		Forcible Fondling	0	0	0	0
Offense Overview		Incest	0	0	0	0
Incident Total	17	Statutory Rape	0	0	0	0
Offense Total	17	Aggravated Assault	0	0	0	0
Group A Crimes per 100,000 population	4,197.5	Simple Assault	3	2	0	0
		Intimidation	0	0	0	0
		Human Trafficking, Commercial Sex Acts	0	0	0	0
		Human Trafficking, Involuntary Servitude	0	0	0	0
Arrest Overview		Crimes Against Property				
Total Arrests	15	Arson	0	0	0	0
Adult Arrests	15	Bribery	0	0	0	0
Juvenile Arrests	0	Burglary/Breaking & Entering	0	0	0	0
Unknown Age	0	Counterfeiting/Forgery	0	0	0	0
Arrests per 100,000 population	3,703.7	Destruction/Damage/Vandalism of Property	1	0	0	0
		Embezzlement	0	0	0	0
		Extortion/Blackmail	0	0	0	0
		False Pretenses/Swindle/Confidence Game	1	0	0	0
		Credit Card/Automatic Teller Fraud	1	0	0	0
		Impersonation	0	0	0	0
		Welfare Fraud	0	0	0	0
		Wire Fraud	0	0	0	0
		Identity Theft	0	0	0	0
		Hacking/Computer Invasion	0	0	0	0
		Robbery	0	0	0	0
		Pocket-picking	0	0	0	0
		Purse-snatching	0	0	0	0
		Shoplifting	0	0	0	0
		Theft From Building	1	0	0	0
		Theft From Coin Operated Machine or Device	0	0	0	0
		Theft From Motor Vehicle	1	0	0	0
		Theft of Motor Vehicle Parts/Accessories	0	0	0	0
		All Other Larceny	8	0	0	0
		Motor Vehicle Theft	0	0	0	0
		Stolen Property Offenses	0	0	0	0
		Crimes Against Society				
		Drug/Narcotic Violations	1	1	0	0
		Drug Equipment Violations	0	0	0	0
		Betting/Wagering	0	0	0	0
		Operating/Promoting/Assisting Gambling	0	0	0	0
		Gambling Equipment Violations	0	0	0	0
		Sports Tampering	0	0	0	0
		Pornography/Obscene Material	0	0	0	0
		Prostitution	0	0	0	0
		Assisting or Promoting Prostitution	0	0	0	0
		Purchasing Prostitution	0	0	0	0
		Weapon Law Violations	0	0	0	0
		Animal Cruelty	0	0	0	0
		Total Group A Offenses	17	3	0	0

Group B Arrests	Adult	Juvenile
Bad Checks	0	0
Curfew/Loitering/Vagrancy Violations	0	0
Disorderly Conduct	0	0
Driving Under the Influence	1	0
Drunkenness	0	0
Family Offenses (Nonviolent)	4	0
Liquor Law Violations	1	0
Peeping Tom	0	0
Runaway	0	0
Trespass of Real Property	5	0
All Other Offenses	1	0
Total Group B	12	0

(*) Offenses are counted using the FBI Units of Count for Crime

(**) The 'Arrests' column shows arrests made for incidents during the selected period, regardless of arrest date. Arrest counts for the same period may change over time.

Campbell CO So - VA0160000 - NIBRS Agency Crime Overview - 2018

2018 Population Estimate	50,900	Offenses (*)			
		Reported	Adult	Juvenile	
Law Enforcement Employees		Group A Offenses			
		Crimes Against Persons			
Sworn Male	57	Murder and Nonnegligent Manslaughter	3	4	0
Sworn Female	8	Negligent Manslaughter	0	0	0
Civilian Male	1	Kidnapping/Abduction	10	10	0
Civilian Female	8	Forcible Rape	13	2	1
Total:	74	Forcible Sodomy	3	2	0
		Sexual Assault With An Object	2	0	0
		Forcible Fondling	16	0	0
Offense Overview		Incest	1	1	0
Incident Total	1,580	Statutory Rape	0	0	0
Offense Total	1,804	Aggravated Assault	50	23	1
Group A Crimes per 100,000 population	3,104.1	Simple Assault	404	192	1
		Intimidation	20	10	0
		Human Trafficking, Commercial Sex Acts	0	0	0
		Human Trafficking, Involuntary Servitude	0	0	0
Arrest Overview		Crimes Against Property			
Total Arrests	1,177	Arson	8	4	0
Adult Arrests	1,171	Bribery	0	0	0
Juvenile Arrests	6	Burglary/Breaking & Entering	129	20	2
Unknown Age	0	Counterfeiting/Forgery	42	3	0
Arrests per 100,000 population	2,312.4	Destruction/Damage/Vandalism of Property	198	19	0
		Embezzlement	6	4	0
		Extortion/Blackmail	0	0	0
		False Pretenses/Swindle/Confidence Game	39	2	0
		Credit Card/Automatic Teller Fraud	53	3	0
		Impersonation	17	7	0
		Welfare Fraud	1	0	0
		Wire Fraud	11	0	0
		Identity Theft	0	0	0
		Hacking/Computer Invasion	0	0	0
		Robbery	7	1	0
		Pocket-picking	1	1	0
		Purse-snatching	0	0	0
		Shoplifting	68	29	0
		Theft From Building	29	0	0
		Theft From Coin Operated Machine or Device	0	0	0
		Theft From Motor Vehicle	77	2	0
		Theft of Motor Vehicle Parts/Accessories	43	2	0
		All Other Larceny	299	24	0
		Motor Vehicle Theft	86	17	1
		Stolen Property Offenses	3	5	0
		Crimes Against Society			
		Drug/Narcotic Violations	85	43	0
		Drug Equipment Violations	13	1	0
		Betting/Wagering	0	0	0
		Operating/Promoting/Assisting Gambling	0	0	0
		Gambling Equipment Violations	0	0	0
		Sports Tampering	0	0	0
		Pornography/Obscene Material	16	1	0
		Prostitution	0	0	0
		Assisting or Promoting Prostitution	0	0	0
		Purchasing Prostitution	0	0	0
		Weapon Law Violations	51	34	0
		Animal Cruelty	0	0	0
		Total Group A Offenses	1,804	466	6
Group B Arrests					
Offense	Adult	Juvenile			
Bad Checks	1	0			
Curfew/Loitering/Vagrancy Violations	0	0			
Disorderly Conduct	8	0			
Driving Under the Influence	19	0			
Drunkenness	29	0			
Family Offenses (Nonviolent)	1	0			
Liquor Law Violations	2	0			
Peeping Tom	0	0			
Runaway	0	0			
Trespass of Real Property	33	0			
All Other Offenses	612	0			
Total Group B	705	0			

(*) Offenses are counted using the FBI Units of Count for Crime

(**) The 'Arrests' column shows arrests made for incidents during the selected period, regardless of arrest date. Arrest counts for the same period may change over time.

Cape Charles Police Department - VA0650100 - NIBRS Agency Crime Overview - 2018

2018 Population Estimate	1,009	Offenses (*)		
		Reported	Adult	Juvenile
Law Enforcement Employees		Crimes Against Persons		
Sworn Male	5	Murder and Nonnegligent Manslaughter	0	0
Sworn Female	1	Negligent Manslaughter	0	0
Civilian Male	0	Kidnapping/Abduction	0	0
Civilian Female	0	Forcible Rape	0	0
Total:	6	Forcible Sodomy	0	0
		Sexual Assault With An Object	0	0
		Forcible Fondling	0	0
		Incest	0	0
Offense Overview		Statutory Rape	0	0
Incident Total	12	Aggravated Assault	1	0
Offense Total	13	Simple Assault	1	0
Group A Crimes per 100,000 population	1,189.3	Intimidation	0	0
		Human Trafficking, Commercial Sex Acts	0	0
		Human Trafficking, Involuntary Servitude	0	0
Arrest Overview		Crimes Against Property		
Total Arrests	3	Arson	0	0
Adult Arrests	2	Bribery	0	0
Juvenile Arrests	1	Burglary/Breaking & Entering	0	0
Unknown Age	0	Counterfeiting/Forgery	0	0
Arrests per 100,000 population	297.3	Destruction/Damage/Vandalism of Property	4	0
		Embezzlement	1	0
		Extortion/Blackmail	0	0
		False Pretenses/Swindle/Confidence Game	1	0
		Credit Card/Automatic Teller Fraud	0	0
		Impersonation	0	0
		Welfare Fraud	0	0
		Wire Fraud	0	0
		Identity Theft	0	0
		Hacking/Computer Invasion	0	0
		Robbery	0	0
		Pocket-picking	0	0
		Purse-snatching	0	0
		Shoplifting	0	0
		Theft From Building	1	0
		Theft From Coin Operated Machine or Device	0	0
		Theft From Motor Vehicle	0	0
		Theft of Motor Vehicle Parts/Accessories	0	0
		All Other Larceny	2	0
		Motor Vehicle Theft	1	0
		Stolen Property Offenses	0	0
		Crimes Against Society		
		Drug/Narcotic Violations	1	0
		Drug Equipment Violations	0	0
		Betting/Wagering	0	0
		Operating/Promoting/Assisting Gambling	0	0
		Gambling Equipment Violations	0	0
		Sports Tampering	0	0
		Pornography/Obscene Material	0	0
		Prostitution	0	0
		Assisting or Promoting Prostitution	0	0
		Purchasing Prostitution	0	0
		Weapon Law Violations	0	0
		Animal Cruelty	0	0
		Total Group A Offenses	13	0
				1

Group B Arrests	Adult	Juvenile
Bad Checks	0	0
Curfew/Loitering/Vagrancy Violations	0	0
Disorderly Conduct	0	0
Driving Under the Influence	0	0
Drunkenness	0	0
Family Offenses (Nonviolent)	0	0
Liquor Law Violations	0	0
Peeping Tom	0	0
Runaway	0	0
Trespass of Real Property	0	0
All Other Offenses	2	0
Total Group B	2	0

(*) Offenses are counted using the FBI Units of Count for Crime

(**) The 'Arrests' column shows arrests made for incidents during the selected period, regardless of arrest date. Arrest counts for the same period may change over time.

Caroline County Sheriff Office - VA0170000 - NIBRS Agency Crime Overview - 2018

2018 Population Estimate	29,126	Offenses (*)			
		Reported	Adult	Juvenile	
Law Enforcement Employees		Group A Offenses			
		Crimes Against Persons			
Sworn Male	44	Murder and Nonnegligent Manslaughter	0	0	0
Sworn Female	10	Negligent Manslaughter	0	0	0
Civilian Male	2	Kidnapping/Abduction	8	4	0
Civilian Female	20	Forcible Rape	7	1	0
Total:	76	Forcible Sodomy	4	0	1
		Sexual Assault With An Object	1	1	0
		Forcible Fondling	9	1	0
Offense Overview		Incest	0	0	0
Incident Total	927	Statutory Rape	0	0	0
Offense Total	1,028	Aggravated Assault	4	12	0
Group A Crimes per 100,000 population	3,182.7	Simple Assault	234	133	0
		Intimidation	19	5	0
		Human Trafficking, Commercial Sex Acts	0	0	0
		Human Trafficking, Involuntary Servitude	0	0	0
Arrest Overview		Crimes Against Property			
Total Arrests	973	Arson	1	1	0
Adult Arrests	966	Bribery	0	0	0
Juvenile Arrests	4	Burglary/Breaking & Entering	38	9	0
Unknown Age	3	Counterfeiting/Forgery	14	2	0
Arrests per 100,000 population	3,340.7	Destruction/Damage/Vandalism of Property	83	14	0
		Embezzlement	5	3	0
		Extortion/Blackmail	0	0	0
		False Pretenses/Swindle/Confidence Game	28	6	0
		Credit Card/Automatic Teller Fraud	25	2	0
		Impersonation	12	1	0
		Welfare Fraud	0	0	0
		Wire Fraud	0	0	0
		Identity Theft	0	0	0
		Hacking/Computer Invasion	0	0	0
		Robbery	2	2	0
		Pocket-picking	0	0	0
		Purse-snatching	0	0	0
		Shoplifting	11	6	0
		Theft From Building	23	2	0
		Theft From Coin Operated Machine or Device	0	0	0
		Theft From Motor Vehicle	28	0	0
		Theft of Motor Vehicle Parts/Accessories	5	1	0
		All Other Larceny	128	29	0
		Motor Vehicle Theft	0	0	0
		Stolen Property Offenses	4	3	0
		Crimes Against Society			
		Drug/Narcotic Violations	283	192	1
		Drug Equipment Violations	0	0	0
		Betting/Wagering	0	0	0
		Operating/Promoting/Assisting Gambling	0	0	0
		Gambling Equipment Violations	0	0	0
		Sports Tampering	0	0	0
		Pornography/Obscene Material	8	0	0
		Prostitution	1	0	0
		Assisting or Promoting Prostitution	1	0	0
		Purchasing Prostitution	0	0	0
		Weapon Law Violations	42	24	0
		Animal Cruelty	0	0	0
		Total Group A Offenses	1,028	454	2

Group B Arrests		
Offense	Adult	Juvenile
Bad Checks	2	0
Curfew/Loitering/Vagrancy Violations	0	0
Disorderly Conduct	3	0
Driving Under the Influence	41	0
Drunkenness	33	0
Family Offenses (Nonviolent)	0	0
Liquor Law Violations	5	0
Peeping Tom	0	0
Runaway	0	0
Trespass of Real Property	9	0
All Other Offenses	419	2
Total Group B	512	2

(*) Offenses are counted using the FBI Units of Count for Crime

(**) The 'Arrests' column shows arrests made for incidents during the selected period, regardless of arrest date. Arrest counts for the same period may change over time.

Carroll County Sheriffs Office - VA0180000 - NIBRS Agency Crime Overview - 2018

2018 Population Estimate	26,487	Offenses (*)	Arrests (**)		
		Reported	Adult	Juvenile	
Law Enforcement Employees		Group A Offenses			
Sworn Male	34	Crimes Against Persons			
Sworn Female	2	Murder and Nonnegligent Manslaughter	0	0	0
Civilian Male	3	Negligent Manslaughter	0	0	0
Civilian Female	2	Kidnapping/Abduction	5	3	0
Total:	41	Forcible Rape	2	0	0
		Forcible Sodomy	1	0	0
		Sexual Assault With An Object	1	1	0
		Forcible Fondling	2	0	0
		Incest	0	0	0
Offense Overview		Statutory Rape	1	0	0
Incident Total	718	Aggravated Assault	16	7	0
Offense Total	820	Simple Assault	153	57	1
Group A Crimes per 100,000 population	2,710.8	Intimidation	4	0	0
		Human Trafficking, Commercial Sex Acts	0	0	0
		Human Trafficking, Involuntary Servitude	0	0	0
Arrest Overview		Crimes Against Property			
Total Arrests	430	Arson	0	0	0
Adult Arrests	423	Bribery	0	0	0
Juvenile Arrests	4	Burglary/Breaking & Entering	49	5	1
Unknown Age	3	Counterfeiting/Forgery	7	3	0
Arrests per 100,000 population	1,623.4	Destruction/Damage/Vandalism of Property	81	1	0
		Embezzlement	0	0	0
		Extortion/Blackmail	0	0	0
		False Pretenses/Swindle/Confidence Game	12	2	0
		Credit Card/Automatic Teller Fraud	3	0	0
		Impersonation	0	1	0
		Welfare Fraud	0	0	0
		Wire Fraud	1	0	0
		Identity Theft	0	0	0
		Hacking/Computer Invasion	0	0	0
		Robbery	1	0	0
		Pocket-picking	0	0	0
		Purse-snatching	0	0	0
		Shoplifting	7	3	0
		Theft From Building	15	1	0
		Theft From Coin Operated Machine or Device	0	0	0
		Theft From Motor Vehicle	32	2	0
		Theft of Motor Vehicle Parts/Accessories	3	0	0
		All Other Larceny	92	4	0
		Motor Vehicle Theft	22	4	0
		Stolen Property Offenses	2	3	0
		Crimes Against Society			
		Drug/Narcotic Violations	260	175	1
		Drug Equipment Violations	12	3	0
		Betting/Wagering	0	0	0
		Operating/Promoting/Assisting Gambling	0	0	0
		Gambling Equipment Violations	0	0	0
		Sports Tampering	0	0	0
		Pornography/Obscene Material	0	0	0
		Prostitution	0	0	0
		Assisting or Promoting Prostitution	0	0	0
		Purchasing Prostitution	0	0	0
		Weapon Law Violations	36	5	0
		Animal Cruelty	0	0	0
		Total Group A Offenses	820	280	3
Group B Arrests					
Offense	Adult	Juvenile			
Bad Checks	5	0			
Curfew/Loitering/Vagrancy Violations	0	0			
Disorderly Conduct	1	0			
Driving Under the Influence	20	0			
Drunkenness	20	0			
Family Offenses (Nonviolent)	0	0			
Liquor Law Violations	0	0			
Peeping Tom	0	0			
Runaway	0	0			
Trespass of Real Property	6	0			
All Other Offenses	91	1			
Total Group B	143	1			

(*) Offenses are counted using the FBI Units of Count for Crime

(**) The 'Arrests' column shows arrests made for incidents during the selected period, regardless of arrest date. Arrest counts for the same period may change over time.

Cedar Bluff Police Department - VA0920500 - NIBRS Agency Crime Overview - 2018

2018 Population Estimate	1,025	Offenses (*)		
		Reported	Adult	Juvenile
Law Enforcement Employees		Group A Offenses		
		Crimes Against Persons		
Sworn Male	2	Murder and Nonnegligent Manslaughter	0	0
Sworn Female	0	Negligent Manslaughter	0	0
Civilian Male	0	Kidnapping/Abduction	0	0
Civilian Female	0	Forcible Rape	0	0
Total:	2	Forcible Sodomy	1	0
		Sexual Assault With An Object	1	0
		Forcible Fondling	0	0
		Incest	0	0
Offense Overview		Statutory Rape	0	0
Incident Total	15	Aggravated Assault	0	1
Offense Total	17	Simple Assault	2	1
Group A Crimes per 100,000 population	1,463.4	Intimidation	0	0
		Human Trafficking, Commercial Sex Acts	0	0
		Human Trafficking, Involuntary Servitude	0	0
		Crimes Against Property		
Arrest Overview		Arson	1	3
Total Arrests	8	Bribery	0	0
Adult Arrests	8	Burglary/Breaking & Entering	1	0
Juvenile Arrests	0	Counterfeiting/Forgery	2	1
Unknown Age	0	Destruction/Damage/Vandalism of Property	2	0
Arrests per 100,000 population	780.5	Embezzlement	0	0
		Extortion/Blackmail	0	0
		False Pretenses/Swindle/Confidence Game	2	0
		Credit Card/Automatic Teller Fraud	0	0
		Impersonation	0	0
		Welfare Fraud	0	0
		Wire Fraud	0	0
		Identity Theft	0	0
		Hacking/Computer Invasion	0	0
		Robbery	0	0
		Pocket-picking	0	0
		Purse-snatching	0	0
		Shoplifting	0	0
		Theft From Building	0	0
		Theft From Coin Operated Machine or Device	0	0
		Theft From Motor Vehicle	2	0
		Theft of Motor Vehicle Parts/Accessories	2	0
		All Other Larceny	0	0
		Motor Vehicle Theft	0	0
		Stolen Property Offenses	1	0
		Crimes Against Society		
		Drug/Narcotic Violations	0	0
		Drug Equipment Violations	0	0
		Betting/Wagering	0	0
		Operating/Promoting/Assisting Gambling	0	0
		Gambling Equipment Violations	0	0
		Sports Tampering	0	0
		Pornography/Obscene Material	0	0
		Prostitution	0	0
		Assisting or Promoting Prostitution	0	0
		Purchasing Prostitution	0	0
		Weapon Law Violations	0	0
		Animal Cruelty	0	0
		Total Group A Offenses	17	6
				0

Group B Arrests		
Offense	Adult	Juvenile
Bad Checks	0	0
Curfew/Loitering/Vagrancy Violations	0	0
Disorderly Conduct	0	0
Driving Under the Influence	0	0
Drunkenness	0	0
Family Offenses (Nonviolent)	1	0
Liquor Law Violations	0	0
Peeping Tom	0	0
Runaway	0	0
Trespass of Real Property	0	0
All Other Offenses	1	0
Total Group B	2	0

(*) Offenses are counted using the FBI Units of Count for Crime

(**) The 'Arrests' column shows arrests made for incidents during the selected period, regardless of arrest date. Arrest counts for the same period may change over time.

Central State Hospital Police - VA1190300 - NIBRS Agency Crime Overview - 2018

2018 Population Estimate	N/A	Offenses (*)		Arrests (**)		
		Reported	Adult	Juvenile		
Law Enforcement Employees		Group A Offenses				
		Crimes Against Persons				
Sworn Male	0	Murder and Nonnegligent Manslaughter	0	0	0	
Sworn Female	0	Negligent Manslaughter	0	0	0	
Civilian Male	0	Kidnapping/Abduction	0	0	0	
Civilian Female	0	Forcible Rape	0	0	0	
Total:	0	Forcible Sodomy	0	0	0	
		Sexual Assault With An Object	0	0	0	
		Forcible Fondling	0	0	0	
Offense Overview		Incest	0	0	0	
Incident Total	0	Statutory Rape	0	0	0	
Offense Total	0	Aggravated Assault	0	0	0	
Group A Crimes per 100,000 population	N/A	Simple Assault	0	0	0	
		Intimidation	0	0	0	
		Human Trafficking, Commercial Sex Acts	0	0	0	
		Human Trafficking, Involuntary Servitude	0	0	0	
Arrest Overview		Crimes Against Property				
Total Arrests	0	Arson	0	0	0	
Adult Arrests	0	Bribery	0	0	0	
Juvenile Arrests	0	Burglary/Breaking & Entering	0	0	0	
Unknown Age	0	Counterfeiting/Forgery	0	0	0	
Arrests per 100,000 population	N/A	Destruction/Damage/Vandalism of Property	0	0	0	
		Embezzlement	0	0	0	
		Extortion/Blackmail	0	0	0	
		False Pretenses/Swindle/Confidence Game	0	0	0	
		Credit Card/Automatic Teller Fraud	0	0	0	
		Impersonation	0	0	0	
		Welfare Fraud	0	0	0	
		Wire Fraud	0	0	0	
		Identity Theft	0	0	0	
		Hacking/Computer Invasion	0	0	0	
		Robbery	0	0	0	
		Pocket-picking	0	0	0	
		Purse-snatching	0	0	0	
		Shoplifting	0	0	0	
		Theft From Building	0	0	0	
		Theft From Coin Operated Machine or Device	0	0	0	
		Theft From Motor Vehicle	0	0	0	
		Theft of Motor Vehicle Parts/Accessories	0	0	0	
		All Other Larceny	0	0	0	
		Motor Vehicle Theft	0	0	0	
		Stolen Property Offenses	0	0	0	
		Crimes Against Society				
		Drug/Narcotic Violations	0	0	0	
		Drug Equipment Violations	0	0	0	
		Betting/Wagering	0	0	0	
		Operating/Promoting/Assisting Gambling	0	0	0	
		Gambling Equipment Violations	0	0	0	
		Sports Tampering	0	0	0	
		Pornography/Obscene Material	0	0	0	
		Prostitution	0	0	0	
		Assisting or Promoting Prostitution	0	0	0	
		Purchasing Prostitution	0	0	0	
		Weapon Law Violations	0	0	0	
		Animal Cruelty	0	0	0	
		Total Group A Offenses	0	0	0	

(*) Offenses are counted using the FBI Units of Count for Crime

(**) The 'Arrests' column shows arrests made for incidents during the selected period, regardless of arrest date. Arrest counts for the same period may change over time.

Charles City County Sheriff's Office - VA0190000 - NIBRS Agency Crime Overview - 2018

2018 Population Estimate	7,017	Offenses (*)	Arrests (**)	
		Reported	Adult	Juvenile
Law Enforcement Employees		Group A Offenses		
		Crimes Against Persons		
Sworn Male	12	Murder and Nonnegligent Manslaughter	0	0
Sworn Female	1	Negligent Manslaughter	0	0
Civilian Male	2	Kidnapping/Abduction	2	0
Civilian Female	5	Forcible Rape	4	0
Total:	20	Forcible Sodomy	0	0
		Sexual Assault With An Object	0	0
		Forcible Fondling	4	0
		Incest	0	0
Offense Overview		Statutory Rape	0	0
Incident Total	99	Aggravated Assault	5	2
Offense Total	117	Simple Assault	13	3
Group A Crimes per 100,000 population	1,410.9	Intimidation	1	0
		Human Trafficking, Commercial Sex Acts	0	0
		Human Trafficking, Involuntary Servitude	0	0
		Crimes Against Property		
Arrest Overview		Arson	2	1
Total Arrests	56	Bribery	0	0
Adult Arrests	51	Burglary/Breaking & Entering	6	0
Juvenile Arrests	5	Counterfeiting/Forgery	1	0
Unknown Age	0	Destruction/Damage/Vandalism of Property	14	0
Arrests per 100,000 population	798.1	Embezzlement	0	0
		Extortion/Blackmail	0	0
		False Pretenses/Swindle/Confidence Game	0	0
		Credit Card/Automatic Teller Fraud	2	0
		Impersonation	1	0
		Welfare Fraud	0	0
		Wire Fraud	1	0
		Identity Theft	0	0
		Hacking/Computer Invasion	0	0
		Robbery	1	2
		Pocket-picking	0	0
		Purse-snatching	0	0
		Shoplifting	0	0
		Theft From Building	4	0
		Theft From Coin Operated Machine or Device	0	0
		Theft From Motor Vehicle	4	1
		Theft of Motor Vehicle Parts/Accessories	1	0
		All Other Larceny	15	1
		Motor Vehicle Theft	12	1
		Stolen Property Offenses	1	0
		Crimes Against Society		
		Drug/Narcotic Violations	15	14
		Drug Equipment Violations	1	0
		Betting/Wagering	0	0
		Operating/Promoting/Assisting Gambling	0	0
		Gambling Equipment Violations	0	0
		Sports Tampering	0	0
		Pornography/Obscene Material	0	0
		Prostitution	0	0
		Assisting or Promoting Prostitution	0	0
		Purchasing Prostitution	0	0
		Weapon Law Violations	7	1
		Animal Cruelty	0	0
		Total Group A Offenses	117	26
			2	
Group B Arrests				
Offense		Adult	Juvenile	
Bad Checks	0	0		
Curfew/Loitering/Vagrancy Violations	0	0		
Disorderly Conduct	1	0		
Driving Under the Influence	8	0		
Drunkenness	2	0		
Family Offenses (Nonviolent)	0	0		
Liquor Law Violations	0	0		
Peeping Tom	0	0		
Runaway	0	2		
Trespass of Real Property	2	0		
All Other Offenses	12	1		
Total Group B	25	3		

(*) Offenses are counted using the FBI Units of Count for Crime

(**) The 'Arrests' column shows arrests made for incidents during the selected period, regardless of arrest date. Arrest counts for the same period may change over time.

Charlotte Co. Sheriff's Office - VA0200000 - NIBRS Agency Crime Overview - 2018

2018 Population Estimate	12,021	Offenses (*)	Arrests (**)		
		Reported	Adult	Juvenile	
Law Enforcement Employees		Group A Offenses			
		Crimes Against Persons			
Sworn Male	29	Murder and Nonnegligent Manslaughter	1	1	0
Sworn Female	8	Negligent Manslaughter	0	0	0
Civilian Male	0	Kidnapping/Abduction	3	0	0
Civilian Female	3	Forcible Rape	4	2	0
Total:	40	Forcible Sodomy	0	0	0
		Sexual Assault With An Object	0	0	0
		Forcible Fondling	6	0	0
Offense Overview		Incest	0	0	0
Incident Total	309	Statutory Rape	0	0	0
Offense Total	350	Aggravated Assault	13	8	0
Group A Crimes per 100,000 population	2,570.5	Simple Assault	50	29	0
		Intimidation	6	0	0
		Human Trafficking, Commercial Sex Acts	0	0	0
		Human Trafficking, Involuntary Servitude	0	0	0
Arrest Overview		Crimes Against Property			
Total Arrests	259	Arson	0	0	0
Adult Arrests	259	Bribery	0	0	0
Juvenile Arrests	0	Burglary/Breaking & Entering	31	5	0
Unknown Age	0	Counterfeiting/Forgery	17	0	0
Arrests per 100,000 population	2,154.6	Destruction/Damage/Vandalism of Property	41	9	0
		Embezzlement	1	1	0
		Extortion/Blackmail	0	0	0
		False Pretenses/Swindle/Confidence Game	5	0	0
		Credit Card/Automatic Teller Fraud	5	0	0
		Impersonation	0	0	0
		Welfare Fraud	1	0	0
		Wire Fraud	0	0	0
		Identity Theft	0	0	0
		Hacking/Computer Invasion	0	0	0
		Robbery	0	0	0
		Pocket-picking	0	0	0
		Purse-snatching	0	0	0
		Shoplifting	2	0	0
		Theft From Building	6	0	0
		Theft From Coin Operated Machine or Device	0	0	0
		Theft From Motor Vehicle	17	1	0
		Theft of Motor Vehicle Parts/Accessories	0	0	0
		All Other Larceny	55	10	0
		Motor Vehicle Theft	10	2	0
		Stolen Property Offenses	1	0	0
		Crimes Against Society			
		Drug/Narcotic Violations	67	21	0
		Drug Equipment Violations	0	0	0
		Betting/Wagering	0	0	0
		Operating/Promoting/Assisting Gambling	0	0	0
		Gambling Equipment Violations	0	0	0
		Sports Tampering	0	0	0
		Pornography/Obscene Material	1	1	0
		Prostitution	0	0	0
		Assisting or Promoting Prostitution	0	0	0
		Purchasing Prostitution	0	0	0
		Weapon Law Violations	7	2	0
		Animal Cruelty	0	0	0
		Total Group A Offenses	350	92	0
Group B Arrests					
Offense	Adult	Juvenile			
Bad Checks	23	0			
Curfew/Loitering/Vagrancy Violations	0	0			
Disorderly Conduct	0	0			
Driving Under the Influence	23	0			
Drunkenness	16	0			
Family Offenses (Nonviolent)	0	0			
Liquor Law Violations	1	0			
Peeping Tom	0	0			
Runaway	0	0			
Trespass of Real Property	11	0			
All Other Offenses	93	0			
Total Group B	167	0			

(*) Offenses are counted using the FBI Units of Count for Crime

(**) The 'Arrests' column shows arrests made for incidents during the selected period, regardless of arrest date. Arrest counts for the same period may change over time.

Charlottesville Police Department - VA1020000 - NIBRS Agency Crime Overview - 2018

2018 Population Estimate	49,281	Offenses (*)	Arrests (**)		
		Reported	Adult	Juvenile	
Law Enforcement Employees		Group A Offenses			
		Crimes Against Persons			
Sworn Male	101	Murder and Nonnegligent Manslaughter	1	1	0
Sworn Female	13	Negligent Manslaughter	0	0	0
Civilian Male	10	Kidnapping/Abduction	16	3	0
Civilian Female	16	Forcible Rape	24	1	0
Total:	140	Forcible Sodomy	11	1	0
		Sexual Assault With An Object	1	1	0
		Forcible Fondling	21	1	0
		Incest	0	0	0
Offense Overview		Statutory Rape	0	0	0
Incident Total	2,752	Aggravated Assault	108	23	1
Offense Total	3,150	Simple Assault	571	169	1
Group A Crimes per 100,000 population	5,584.3	Intimidation	114	2	0
		Human Trafficking, Commercial Sex Acts	0	0	0
		Human Trafficking, Involuntary Servitude	0	0	0
		Crimes Against Property			
Arrest Overview		Arson	0	0	0
Total Arrests	1,674	Bribery	1	0	0
Adult Arrests	1,650	Burglary/Breaking & Entering	121	9	0
Juvenile Arrests	22	Counterfeiting/Forgery	40	2	0
Unknown Age	2	Destruction/Damage/Vandalism of Property	473	16	0
Arrests per 100,000 population	3,396.8	Embezzlement	14	2	0
		Extortion/Blackmail	3	0	0
		False Pretenses/Swindle/Confidence Game	84	2	0
		Credit Card/Automatic Teller Fraud	74	3	0
		Impersonation	37	2	0
		Welfare Fraud	0	0	0
		Wire Fraud	12	0	0
		Identity Theft	0	0	0
		Hacking/Computer Invasion	0	0	0
		Robbery	31	6	0
		Pocket-picking	11	1	0
		Purse-snatching	2	0	0
		Shoplifting	159	35	0
		Theft From Building	134	1	0
		Theft From Coin Operated Machine or Device	1	0	0
		Theft From Motor Vehicle	239	0	0
		Theft of Motor Vehicle Parts/Accessories	46	0	1
		All Other Larceny	386	9	0
		Motor Vehicle Theft	86	1	0
		Stolen Property Offenses	4	5	0
		Crimes Against Society			
		Drug/Narcotic Violations	232	65	3
		Drug Equipment Violations	45	3	0
		Betting/Wagering	0	0	0
		Operating/Promoting/Assisting Gambling	0	0	0
		Gambling Equipment Violations	0	0	0
		Sports Tampering	0	0	0
		Pornography/Obscene Material	1	0	0
		Prostitution	0	0	0
		Assisting or Promoting Prostitution	0	0	0
		Purchasing Prostitution	0	0	0
		Weapon Law Violations	47	18	1
		Animal Cruelty	0	0	0
		Total Group A Offenses	3,150	382	7
		Group B Arrests			
Offense		Adult	Juvenile		
Bad Checks	29	0			
Curfew/Loitering/Vagrancy Violations	0	0			
Disorderly Conduct	14	0			
Driving Under the Influence	67	0			
Drunkenness	346	0			
Family Offenses (Nonviolent)	2	4			
Liquor Law Violations	24	0			
Peeping Tom	0	0			
Runaway	0	1			
Trespass of Real Property	41	0			
All Other Offenses	745	10			
Total Group B	1,268	15			

(*) Offenses are counted using the FBI Units of Count for Crime

(**) The 'Arrests' column shows arrests made for incidents during the selected period, regardless of arrest date. Arrest counts for the same period may change over time.

Chase City Police Dept. - VA0580200 - NIBRS Agency Crime Overview - 2018

2018 Population Estimate	2,234	Offenses (*)	Arrests (**)		
		Reported	Adult	Juvenile	
Law Enforcement Employees		Group A Offenses			
Sworn Male	9	Crimes Against Persons			
Sworn Female	0	Murder and Nonnegligent Manslaughter	1	0	0
Civilian Male	0	Negligent Manslaughter	0	0	0
Civilian Female	1	Kidnapping/Abduction	0	0	0
Total:	10	Forcible Rape	0	0	0
		Forcible Sodomy	0	0	0
		Sexual Assault With An Object	0	0	0
		Forcible Fondling	0	0	0
		Incest	0	0	0
Offense Overview		Statutory Rape	0	0	0
Incident Total	90	Aggravated Assault	3	1	0
Offense Total	102	Simple Assault	6	0	0
Group A Crimes per 100,000 population	4,028.6	Intimidation	0	0	0
		Human Trafficking, Commercial Sex Acts	0	0	0
		Human Trafficking, Involuntary Servitude	0	0	0
		Crimes Against Property			
Arrest Overview		Arson	0	0	0
Total Arrests	38	Bribery	0	0	0
Adult Arrests	38	Burglary/Breaking & Entering	12	3	0
Juvenile Arrests	0	Counterfeiting/Forgery	2	0	0
Unknown Age	0	Destruction/Damage/Vandalism of Property	34	1	0
Arrests per 100,000 population	1,701.0	Embezzlement	1	0	0
		Extortion/Blackmail	0	0	0
		False Pretenses/Swindle/Confidence Game	3	0	0
		Credit Card/Automatic Teller Fraud	0	0	0
		Impersonation	0	0	0
		Welfare Fraud	0	0	0
		Wire Fraud	0	0	0
		Identity Theft	0	0	0
		Hacking/Computer Invasion	0	0	0
		Robbery	0	0	0
		Pocket-picking	0	0	0
		Purse-snatching	0	0	0
		Shoplifting	4	0	0
		Theft From Building	0	0	0
		Theft From Coin Operated Machine or Device	0	0	0
		Theft From Motor Vehicle	0	0	0
		Theft of Motor Vehicle Parts/Accessories	1	0	0
		All Other Larceny	24	6	0
		Motor Vehicle Theft	5	0	0
		Stolen Property Offenses	0	0	0
		Crimes Against Society			
		Drug/Narcotic Violations	3	2	0
		Drug Equipment Violations	1	0	0
		Betting/Wagering	0	0	0
		Operating/Promoting/Assisting Gambling	0	0	0
		Gambling Equipment Violations	0	0	0
		Sports Tampering	0	0	0
		Pornography/Obscene Material	0	0	0
		Prostitution	0	0	0
		Assisting or Promoting Prostitution	0	0	0
		Purchasing Prostitution	0	0	0
		Weapon Law Violations	2	1	0
		Animal Cruelty	0	0	0
		Total Group A Offenses	102	14	0
Group B Arrests					
Offense	Adult	Juvenile			
Bad Checks	0	0			
Curfew/Loitering/Vagrancy Violations	0	0			
Disorderly Conduct	0	0			
Driving Under the Influence	9	0			
Drunkenness	10	0			
Family Offenses (Nonviolent)	0	0			
Liquor Law Violations	0	0			
Peeping Tom	0	0			
Runaway	0	0			
Trespass of Real Property	0	0			
All Other Offenses	5	0			
Total Group B	24	0			

(*) Offenses are counted using the FBI Units of Count for Crime

(**) The 'Arrests' column shows arrests made for incidents during the selected period, regardless of arrest date. Arrest counts for the same period may change over time.

Chatham Police Department - VA0710100 - NIBRS Agency Crime Overview - 2018

2018 Population Estimate	1,439	Offenses (*)	Arrests (**)	
		Reported	Adult	Juvenile
Law Enforcement Employees		Group A Offenses		
		Crimes Against Persons		
Sworn Male	3	Murder and Nonnegligent Manslaughter	0	0
Sworn Female	0	Negligent Manslaughter	0	0
Civilian Male	0	Kidnapping/Abduction	0	0
Civilian Female	0	Forcible Rape	0	0
Total:	3	Forcible Sodomy	0	0
		Sexual Assault With An Object	0	0
		Forcible Fondling	0	0
		Incest	0	0
Offense Overview		Statutory Rape	0	0
Incident Total	17	Aggravated Assault	0	0
Offense Total	18	Simple Assault	2	0
Group A Crimes per 100,000 population	1,181.4	Intimidation	0	0
		Human Trafficking, Commercial Sex Acts	0	0
		Human Trafficking, Involuntary Servitude	0	0
Arrest Overview		Crimes Against Property		
Total Arrests	0	Arson	0	0
Adult Arrests	0	Bribery	0	0
Juvenile Arrests	0	Burglary/Breaking & Entering	0	0
Unknown Age	0	Counterfeiting/Forgery	0	0
Arrests per 100,000 population	0.0	Destruction/Damage/Vandalism of Property	11	0
		Embezzlement	0	0
		Extortion/Blackmail	0	0
		False Pretenses/Swindle/Confidence Game	1	0
		Credit Card/Automatic Teller Fraud	0	0
		Impersonation	0	0
		Welfare Fraud	0	0
		Wire Fraud	0	0
		Identity Theft	0	0
		Hacking/Computer Invasion	0	0
		Robbery	0	0
		Pocket-picking	0	0
		Purse-snatching	0	0
		Shoplifting	0	0
		Theft From Building	0	0
		Theft From Coin Operated Machine or Device	0	0
		Theft From Motor Vehicle	2	0
		Theft of Motor Vehicle Parts/Accessories	0	0
		All Other Larceny	2	0
		Motor Vehicle Theft	0	0
		Stolen Property Offenses	0	0
		Crimes Against Society		
		Drug/Narcotic Violations	0	0
		Drug Equipment Violations	0	0
		Betting/Wagering	0	0
		Operating/Promoting/Assisting Gambling	0	0
		Gambling Equipment Violations	0	0
		Sports Tampering	0	0
		Pornography/Obscene Material	0	0
		Prostitution	0	0
		Assisting or Promoting Prostitution	0	0
		Purchasing Prostitution	0	0
		Weapon Law Violations	0	0
		Animal Cruelty	0	0
		Total Group A Offenses	18	0

Group B Arrests		
Offense	Adult	Juvenile
Bad Checks	0	0
Curfew/Loitering/Vagrancy Violations	0	0
Disorderly Conduct	0	0
Driving Under the Influence	0	0
Drunkenness	0	0
Family Offenses (Nonviolent)	0	0
Liquor Law Violations	0	0
Peeping Tom	0	0
Runaway	0	0
Trespass of Real Property	0	0
All Other Offenses	0	0
Total Group B	0	0

(*) Offenses are counted using the FBI Units of Count for Crime

(**) The 'Arrests' column shows arrests made for incidents during the selected period, regardless of arrest date. Arrest counts for the same period may change over time.

Chesapeake Police Department - VA1030000 - NIBRS Agency Crime Overview - 2018

2018 Population Estimate	243,868	Offenses (*)	Arrests (**)		
		Reported	Adult	Juvenile	
Law Enforcement Employees		Group A Offenses			
		Crimes Against Persons			
Sworn Male	307	Murder and Nonnegligent Manslaughter	7	1	0
Sworn Female	66	Negligent Manslaughter	1	0	1
Civilian Male	23	Kidnapping/Abduction	97	24	0
Civilian Female	123	Forcible Rape	74	4	1
Total:	519	Forcible Sodomy	29	2	1
		Sexual Assault With An Object	3	0	0
		Forcible Fondling	88	5	1
		Incest	0	0	0
Offense Overview		Statutory Rape	3	0	0
Incident Total	14,011	Aggravated Assault	741	146	7
Offense Total	17,974	Simple Assault	3,029	787	7
Group A Crimes per 100,000 population	5,745.3	Intimidation	921	63	1
		Human Trafficking, Commercial Sex Acts	0	0	0
		Human Trafficking, Involuntary Servitude	0	0	0
		Crimes Against Property			
Arrest Overview		Arson	11	2	1
Total Arrests	5,087	Bribery	0	0	0
Adult Arrests	4,966	Burglary/Breaking & Entering	575	51	1
Juvenile Arrests	121	Counterfeiting/Forgery	316	44	0
Unknown Age	0	Destruction/Damage/Vandalism of Property	1,904	62	1
Arrests per 100,000 population	2,086.0	Embezzlement	114	46	0
		Extortion/Blackmail	15	0	0
		False Pretenses/Swindle/Confidence Game	585	52	0
		Credit Card/Automatic Teller Fraud	443	5	0
		Impersonation	411	45	0
		Welfare Fraud	1	2	0
		Wire Fraud	322	0	0
		Identity Theft	0	0	0
		Hacking/Computer Invasion	0	0	0
		Robbery	141	29	9
		Pocket-picking	12	11	0
		Purse-snatching	2	1	0
		Shoplifting	1,186	337	13
		Theft From Building	815	26	1
		Theft From Coin Operated Machine or Device	1	0	0
		Theft From Motor Vehicle	1,388	14	6
		Theft of Motor Vehicle Parts/Accessories	456	4	0
		All Other Larceny	546	159	5
		Motor Vehicle Theft	319	6	3
		Stolen Property Offenses	79	28	6
		Crimes Against Society			
		Drug/Narcotic Violations	1,994	1,252	16
		Drug Equipment Violations	1,027	34	0
		Betting/Wagering	0	0	0
		Operating/Promoting/Assisting Gambling	0	0	0
		Gambling Equipment Violations	0	0	0
		Sports Tampering	0	0	0
		Pornography/Obscene Material	66	4	0
		Prostitution	5	1	0
		Assisting or Promoting Prostitution	1	0	0
		Purchasing Prostitution	0	0	0
		Weapon Law Violations	246	96	1
		Animal Cruelty	0	0	0
		Total Group A Offenses	17,974	3,343	82
		Group B Arrests			
Offense		Adult	Juvenile		
Bad Checks	2	0			
Curfew/Loitering/Vagrancy Violations	0	0			
Disorderly Conduct	18	1			
Driving Under the Influence	306	0			
Drunkenness	259	0			
Family Offenses (Nonviolent)	21	0			
Liquor Law Violations	29	0			
Peeping Tom	0	0			
Runaway	0	0			
Trespass of Real Property	47	4			
All Other Offenses	941	34			
Total Group B	1,623	39			

(*) Offenses are counted using the FBI Units of Count for Crime

(**) The 'Arrests' column shows arrests made for incidents during the selected period, regardless of arrest date. Arrest counts for the same period may change over time.

Chesterfield County Police - VA0210100 - NIBRS Agency Crime Overview - 2018

2018 Population Estimate	346,357	Offenses (*)	Arrests (**)		
		Reported	Adult	Juvenile	
Law Enforcement Employees		Group A Offenses			
Sworn Male	446	Crimes Against Persons			
Sworn Female	50	Murder and Nonnegligent Manslaughter	4	9	1
Civilian Male	24	Negligent Manslaughter	0	0	0
Civilian Female	83	Kidnapping/Abduction	72	46	1
Total:	603	Forcible Rape	76	6	4
		Forcible Sodomy	23	2	2
		Sexual Assault With An Object	9	4	1
		Forcible Fondling	213	16	13
Offense Overview		Incest	1	0	0
Incident Total	15,510	Statutory Rape	2	0	0
Offense Total	19,193	Aggravated Assault	188	85	12
Group A Crimes per 100,000 population	4,478.0	Simple Assault	4,905	891	443
		Intimidation	578	48	18
		Human Trafficking, Commercial Sex Acts	0	0	0
		Human Trafficking, Involuntary Servitude	0	0	0
Arrest Overview		Crimes Against Property			
Total Arrests	10,611	Arson	33	8	15
Adult Arrests	8,932	Bribery	0	0	0
Juvenile Arrests	1,679	Burglary/Breaking & Entering	780	66	55
Unknown Age	0	Counterfeiting/Forgery	160	46	1
Arrests per 100,000 population	3,063.6	Destruction/Damage/Vandalism of Property	2,105	104	71
		Embezzlement	113	74	3
		Extortion/Blackmail	48	0	0
		False Pretenses/Swindle/Confidence Game	900	183	6
		Credit Card/Automatic Teller Fraud	553	9	2
		Impersonation	32	32	10
		Welfare Fraud	1	0	0
		Wire Fraud	414	0	0
		Identity Theft	19	3	0
		Hacking/Computer Invasion	0	0	0
		Robbery	141	51	25
		Pocket-picking	4	0	0
		Purse-snatching	0	0	0
		Shoplifting	1,155	44	6
		Theft From Building	476	0	0
		Theft From Coin Operated Machine or Device	5	0	0
		Theft From Motor Vehicle	1,367	0	0
		Theft of Motor Vehicle Parts/Accessories	296	0	0
		All Other Larceny	1,351	904	244
		Motor Vehicle Theft	372	0	0
		Stolen Property Offenses	50	19	8
		Crimes Against Society			
		Drug/Narcotic Violations	2,058	1,586	216
		Drug Equipment Violations	37	5	2
		Betting/Wagering	1	0	0
		Operating/Promoting/Assisting Gambling	3	0	0
		Gambling Equipment Violations	0	0	0
		Sports Tampering	0	0	0
		Pornography/Obscene Material	124	8	6
		Prostitution	7	9	1
		Assisting or Promoting Prostitution	3	0	0
		Purchasing Prostitution	0	0	0
		Weapon Law Violations	513	214	38
		Animal Cruelty	1	0	0
		Total Group A Offenses	19,193	4,472	1,204
Group B Arrests					
Offense	Adult	Juvenile			
Bad Checks	20	0			
Curfew/Loitering/Vagrancy Violations	0	64			
Disorderly Conduct	253	58			
Driving Under the Influence	807	4			
Drunkenness	13	0			
Family Offenses (Nonviolent)	41	2			
Liquor Law Violations	66	32			
Peeping Tom	1	1			
Runaway	0	34			
Trespass of Real Property	108	27			
All Other Offenses	3,151	253			
Total Group B	4,460	475			

(*) Offenses are counted using the FBI Units of Count for Crime

(**) The 'Arrests' column shows arrests made for incidents during the selected period, regardless of arrest date. Arrest counts for the same period may change over time.

Chilhowie Police Department - VA0860300 - NIBRS Agency Crime Overview - 2018

2018 Population Estimate		1,729	Offenses (*)	Arrests (**)	
			Reported	Adult	Juvenile
Law Enforcement Employees			Group A Offenses		
			Crimes Against Persons		
Sworn Male	6		Murder and Nonnegligent Manslaughter	0	0
Sworn Female	0		Negligent Manslaughter	0	0
Civilian Male	0		Kidnapping/Abduction	0	0
Civilian Female	0		Forcible Rape	0	0
Total:	6		Forcible Sodomy	0	0
			Sexual Assault With An Object	1	0
			Forcible Fondling	0	0
			Incest	0	0
Offense Overview			Crimes Against Property		
Incident Total	43		Arson	0	0
Offense Total	46		Bribery	0	0
Group A Crimes per 100,000 population	2,487.0		Burglary/Breaking & Entering	3	0
			Counterfeiting/Forgery	1	0
			Destruction/Damage/Vandalism of Property	0	0
			Embezzlement	0	0
			Extortion/Blackmail	0	0
			False Pretenses/Swindle/Confidence Game	0	0
			Credit Card/Automatic Teller Fraud	2	0
			Impersonation	1	0
			Welfare Fraud	0	0
			Wire Fraud	0	0
			Identity Theft	0	0
			Hacking/Computer Invasion	0	0
			Robbery	0	0
			Pocket-picking	0	0
			Purse-snatching	0	0
			Shoplifting	8	5
			Theft From Building	0	0
			Theft From Coin Operated Machine or Device	0	0
			Theft From Motor Vehicle	0	0
			Theft of Motor Vehicle Parts/Accessories	0	0
			All Other Larceny	5	1
			Motor Vehicle Theft	1	1
			Stolen Property Offenses	1	0
			Crimes Against Society		
			Drug/Narcotic Violations	17	8
			Drug Equipment Violations	1	0
			Betting/Wagering	0	0
			Operating/Promoting/Assisting Gambling	0	0
			Gambling Equipment Violations	0	0
			Sports Tampering	0	0
			Pornography/Obscene Material	1	0
			Prostitution	0	0
			Assisting or Promoting Prostitution	0	0
			Purchasing Prostitution	0	0
			Weapon Law Violations	0	0
			Animal Cruelty	0	0
			Total Group A Offenses	46	17
					1
Group B Arrests					
Offense	Adult	Juvenile			
Bad Checks	0	0			
Curfew/Loitering/Vagrancy Violations	0	0			
Disorderly Conduct	2	0			
Driving Under the Influence	6	0			
Drunkenness	6	0			
Family Offenses (Nonviolent)	0	0			
Liquor Law Violations	0	0			
Peeping Tom	0	0			
Runaway	0	0			
Trespass of Real Property	2	0			
All Other Offenses	29	0			
Total Group B	45	0			

(*) Offenses are counted using the FBI Units of Count for Crime

(**) The 'Arrests' column shows arrests made for incidents during the selected period, regardless of arrest date. Arrest counts for the same period may change over time.

Chincoteague Police Department - VA0010100 - NIBRS Agency Crime Overview - 2018

2018 Population Estimate	2,888	Offenses (*)	Arrests (**)	
		Reported	Adult	Juvenile
Law Enforcement Employees		Group A Offenses		
		Crimes Against Persons		
Sworn Male	10	Murder and Nonnegligent Manslaughter	0	0
Sworn Female	0	Negligent Manslaughter	0	0
Civilian Male	1	Kidnapping/Abduction	0	0
Civilian Female	3	Forcible Rape	1	0
Total:	14	Forcible Sodomy	1	0
		Sexual Assault With An Object	0	0
		Forcible Fondling	3	0
		Incest	0	0
		Statutory Rape	0	0
Offense Overview		Aggravated Assault	8	4
Incident Total	161	Simple Assault	16	15
Offense Total	180	Intimidation	1	0
Group A Crimes per 100,000 population	5,574.8	Human Trafficking, Commercial Sex Acts	0	0
		Human Trafficking, Involuntary Servitude	0	0
		Crimes Against Property		
Arrest Overview		Arson	0	0
Total Arrests	156	Bribery	0	0
Adult Arrests	145	Burglary/Breaking & Entering	9	1
Juvenile Arrests	11	Counterfeiting/Forgery	2	0
Unknown Age	0	Destruction/Damage/Vandalism of Property	27	4
Arrests per 100,000 population	5,401.7	Embezzlement	1	0
		Extortion/Blackmail	0	0
		False Pretenses/Swindle/Confidence Game	1	0
		Credit Card/Automatic Teller Fraud	5	0
		Impersonation	0	0
		Welfare Fraud	0	0
		Wire Fraud	2	0
		Identity Theft	0	0
		Hacking/Computer Invasion	0	0
		Robbery	2	1
		Pocket-picking	0	0
		Purse-snatching	0	0
		Shoplifting	6	5
		Theft From Building	2	0
		Theft From Coin Operated Machine or Device	0	0
		Theft From Motor Vehicle	9	0
		Theft of Motor Vehicle Parts/Accessories	0	0
		All Other Larceny	51	8
		Motor Vehicle Theft	1	1
		Stolen Property Offenses	1	1
		Crimes Against Society		
		Drug/Narcotic Violations	29	18
		Drug Equipment Violations	0	0
		Betting/Wagering	0	0
		Operating/Promoting/Assisting Gambling	0	0
		Gambling Equipment Violations	0	0
		Sports Tampering	0	0
		Pornography/Obscene Material	0	0
		Prostitution	0	0
		Assisting or Promoting Prostitution	0	0
		Purchasing Prostitution	0	0
		Weapon Law Violations	2	0
		Animal Cruelty	0	0
		Total Group A Offenses	180	58
				2
Group B Arrests				
Offense		Adult	Juvenile	
Bad Checks	0	0		
Curfew/Loitering/Vagrancy Violations	0	1		
Disorderly Conduct	2	0		
Driving Under the Influence	36	2		
Drunkenness	21	0		
Family Offenses (Nonviolent)	0	0		
Liquor Law Violations	6	4		
Peeping Tom	0	0		
Runaway	0	0		
Trespass of Real Property	3	2		
All Other Offenses	19	0		
Total Group B	87	9		

(*) Offenses are counted using the FBI Units of Count for Crime

(**) The 'Arrests' column shows arrests made for incidents during the selected period, regardless of arrest date. Arrest counts for the same period may change over time.

Christiansburg Police Department - VA0600300 - NIBRS Agency Crime Overview - 2018

2018 Population Estimate		22,259	Offenses (*)	Arrests (**)	
			Reported	Adult	Juvenile
Law Enforcement Employees			Group A Offenses		
			Crimes Against Persons		
Sworn Male	57		Murder and Nonnegligent Manslaughter	0	0
Sworn Female	4		Negligent Manslaughter	0	0
Civilian Male	0		Kidnapping/Abduction	5	3
Civilian Female	5		Forcible Rape	8	0
Total:	66		Forcible Sodomy	4	0
			Sexual Assault With An Object	3	0
			Forcible Fondling	20	2
Offense Overview			Incest	0	0
Incident Total	1,329		Statutory Rape	0	0
Offense Total	1,589		Aggravated Assault	27	12
Group A Crimes per 100,000 population	5,970.6		Simple Assault	245	76
			Intimidation	39	7
			Human Trafficking, Commercial Sex Acts	0	0
			Human Trafficking, Involuntary Servitude	0	0
Arrest Overview			Crimes Against Property		
Total Arrests	651		Arson	1	0
Adult Arrests	641		Bribery	0	0
Juvenile Arrests	10		Burglary/Breaking & Entering	36	4
Unknown Age	0		Counterfeiting/Forgery	32	0
Arrests per 100,000 population	2,924.7		Destruction/Damage/Vandalism of Property	122	5
			Embezzlement	13	2
			Extortion/Blackmail	1	1
			False Pretenses/Swindle/Confidence Game	104	16
			Credit Card/Automatic Teller Fraud	49	2
			Impersonation	23	2
			Welfare Fraud	0	0
			Wire Fraud	6	1
			Identity Theft	0	0
			Hacking/Computer Invasion	0	0
			Robbery	2	0
			Pocket-picking	0	2
			Purse-snatching	0	0
			Shoplifting	212	123
			Theft From Building	13	1
			Theft From Coin Operated Machine or Device	2	0
			Theft From Motor Vehicle	52	0
			Theft of Motor Vehicle Parts/Accessories	10	0
			All Other Larceny	204	9
			Motor Vehicle Theft	13	0
			Stolen Property Offenses	2	2
			Crimes Against Society		
			Drug/Narcotic Violations	198	107
			Drug Equipment Violations	94	1
			Betting/Wagering	0	0
			Operating/Promoting/Assisting Gambling	0	0
			Gambling Equipment Violations	0	0
			Sports Tampering	0	0
			Pornography/Obscene Material	30	1
			Prostitution	1	0
			Assisting or Promoting Prostitution	0	0
			Purchasing Prostitution	0	0
			Weapon Law Violations	18	6
			Animal Cruelty	0	0
			Total Group A Offenses	1,589	385
					4
Group B Arrests					
Offense	Adult	Juvenile			
Bad Checks	0	0			
Curfew/Loitering/Vagrancy Violations	0	0			
Disorderly Conduct	2	0			
Driving Under the Influence	121	1			
Drunkenness	88	1			
Family Offenses (Nonviolent)	2	0			
Liquor Law Violations	12	4			
Peeping Tom	0	0			
Runaway	0	0			
Trespass of Real Property	11	0			
All Other Offenses	20	0			
Total Group B	256	6			

(*) Offenses are counted using the FBI Units of Count for Crime

(**) The 'Arrests' column shows arrests made for incidents during the selected period, regardless of arrest date. Arrest counts for the same period may change over time.

Clarke County Sheriff's Office - VA0220000 - NIBRS Agency Crime Overview - 2018

2018 Population Estimate	10,062		Offenses (*)	Arrests (**)	
			Reported	Adult	Juvenile
Law Enforcement Employees		Group A Offenses			
Sworn Male	15	Crimes Against Persons			
Sworn Female	1	Murder and Nonnegligent Manslaughter	0	0	0
Civilian Male	2	Negligent Manslaughter	0	0	0
Civilian Female	10	Kidnapping/Abduction	0	0	0
Total:	28	Forcible Rape	1	0	0
		Forcible Sodomy	0	0	0
Offense Overview		Sexual Assault With An Object	1	0	0
Incident Total	176	Forcible Fondling	0	0	0
Offense Total	196	Incest	0	0	0
Group A Crimes per 100,000 population	1,749.2	Statutory Rape	0	0	0
		Aggravated Assault	2	1	0
Arrest Overview		Simple Assault	47	10	0
Total Arrests	203	Intimidation	2	0	0
Adult Arrests	194	Human Trafficking, Commercial Sex Acts	0	0	0
Juvenile Arrests	8	Human Trafficking, Involuntary Servitude	0	0	0
Unknown Age	1	Crimes Against Property			
Arrests per 100,000 population	2,017.5	Arson	0	0	0
		Bribery	0	0	0
		Burglary/Breaking & Entering	8	1	0
		Counterfeiting/Forgery	4	0	0
		Destruction/Damage/Vandalism of Property	34	1	0
		Embezzlement	2	0	0
		Extortion/Blackmail	0	0	0
		False Pretenses/Swindle/Confidence Game	10	0	0
		Credit Card/Automatic Teller Fraud	3	0	0
		Impersonation	0	0	0
		Welfare Fraud	0	0	0
		Wire Fraud	0	0	0
		Identity Theft	0	0	0
		Hacking/Computer Invasion	0	0	0
		Robbery	5	2	0
		Pocket-picking	0	0	0
		Purse-snatching	0	0	0
		Shoplifting	4	1	0
		Theft From Building	6	1	0
		Theft From Coin Operated Machine or Device	0	0	0
		Theft From Motor Vehicle	6	0	0
		Theft of Motor Vehicle Parts/Accessories	3	0	0
		All Other Larceny	30	3	1
		Motor Vehicle Theft	1	1	0
		Stolen Property Offenses	1	0	0
		Crimes Against Society			
		Drug/Narcotic Violations	21	16	1
		Drug Equipment Violations	1	0	0
		Betting/Wagering	0	0	0
		Operating/Promoting/Assisting Gambling	0	0	0
		Gambling Equipment Violations	0	0	0
		Sports Tampering	0	0	0
		Pornography/Obscene Material	1	0	0
		Prostitution	0	0	0
		Assisting or Promoting Prostitution	1	0	0
		Purchasing Prostitution	0	0	0
		Weapon Law Violations	2	1	0
		Animal Cruelty	0	0	0
		Total Group A Offenses	196	38	2
Group B Arrests					
Offense	Adult	Juvenile			
Bad Checks	0	0			
Curfew/Loitering/Vagrancy Violations	0	0			
Disorderly Conduct	0	0			
Driving Under the Influence	24	0			
Drunkenness	25	0			
Family Offenses (Nonviolent)	0	0			
Liquor Law Violations	0	0			
Peeping Tom	0	0			
Runaway	0	0			
Trespass of Real Property	3	0			
All Other Offenses	104	6			
Total Group B	156	6			

(*) Offenses are counted using the FBI Units of Count for Crime

(**) The 'Arrests' column shows arrests made for incidents during the selected period, regardless of arrest date. Arrest counts for the same period may change over time.

Clarksville Police Department - VA0580300 - NIBRS Agency Crime Overview - 2018

2018 Population Estimate	1,183	Offenses (*)	Arrests (**)	
		Reported	Adult	Juvenile
Law Enforcement Employees		Group A Offenses		
		Crimes Against Persons		
Sworn Male	7	Murder and Nonnegligent Manslaughter	0	0
Sworn Female	0	Negligent Manslaughter	0	0
Civilian Male	0	Kidnapping/Abduction	0	0
Civilian Female	1	Forcible Rape	0	0
Total:	8	Forcible Sodomy	0	0
		Sexual Assault With An Object	0	0
		Forcible Fondling	0	0
		Incest	0	0
Offense Overview		Statutory Rape	0	0
Incident Total	30	Aggravated Assault	0	0
Offense Total	32	Simple Assault	0	0
Group A Crimes per 100,000 population	2,535.9	Intimidation	0	0
		Human Trafficking, Commercial Sex Acts	0	0
		Human Trafficking, Involuntary Servitude	0	0
Arrest Overview		Crimes Against Property		
Total Arrests	27	Arson	0	0
Adult Arrests	27	Bribery	0	0
Juvenile Arrests	0	Burglary/Breaking & Entering	1	0
Unknown Age	0	Counterfeiting/Forgery	0	0
Arrests per 100,000 population	2,282.3	Destruction/Damage/Vandalism of Property	7	1
		Embezzlement	0	0
		Extortion/Blackmail	0	0
		False Pretenses/Swindle/Confidence Game	1	0
		Credit Card/Automatic Teller Fraud	0	0
		Impersonation	0	0
		Welfare Fraud	0	0
		Wire Fraud	0	0
		Identity Theft	0	0
		Hacking/Computer Invasion	0	0
		Robbery	0	0
		Pocket-picking	0	0
		Purse-snatching	0	0
		Shoplifting	0	0
		Theft From Building	2	0
		Theft From Coin Operated Machine or Device	0	0
		Theft From Motor Vehicle	1	0
		Theft of Motor Vehicle Parts/Accessories	0	0
		All Other Larceny	8	2
		Motor Vehicle Theft	0	0
		Stolen Property Offenses	0	0
		Crimes Against Society		
		Drug/Narcotic Violations	7	4
		Drug Equipment Violations	2	0
		Betting/Wagering	0	0
		Operating/Promoting/Assisting Gambling	0	0
		Gambling Equipment Violations	0	0
		Sports Tampering	0	0
		Pornography/Obscene Material	0	0
		Prostitution	0	0
		Assisting or Promoting Prostitution	0	0
		Purchasing Prostitution	0	0
		Weapon Law Violations	3	2
		Animal Cruelty	0	0
		Total Group A Offenses	32	9
			0	0

(*) Offenses are counted using the FBI Units of Count for Crime

(**) The 'Arrests' column shows arrests made for incidents during the selected period, regardless of arrest date. Arrest counts for the same period may change over time.

Clifton Forge Police Dept - VA1040000 - NIBRS Agency Crime Overview - 2018

2018 Population Estimate	3,565	Offenses (*)	Arrests (**)	
		Reported	Adult	Juvenile
Law Enforcement Employees		Group A Offenses		
		Crimes Against Persons		
Sworn Male	10	Murder and Nonnegligent Manslaughter	0	0
Sworn Female	0	Negligent Manslaughter	0	0
Civilian Male	0	Kidnapping/Abduction	0	0
Civilian Female	2	Forcible Rape	0	0
Total:	12	Forcible Sodomy	0	0
		Sexual Assault With An Object	0	0
		Forcible Fondling	2	1
		Incest	0	0
Offense Overview		Statutory Rape	0	0
Incident Total	114	Aggravated Assault	7	5
Offense Total	123	Simple Assault	22	18
Group A Crimes per 100,000 population	3,197.8	Intimidation	0	0
		Human Trafficking, Commercial Sex Acts	0	0
		Human Trafficking, Involuntary Servitude	0	0
Arrest Overview		Crimes Against Property		
Total Arrests	105	Arson	0	0
Adult Arrests	104	Bribery	0	0
Juvenile Arrests	1	Burglary/Breaking & Entering	6	4
Unknown Age	0	Counterfeiting/Forgery	0	0
Arrests per 100,000 population	2,945.3	Destruction/Damage/Vandalism of Property	28	9
		Embezzlement	0	0
		Extortion/Blackmail	0	0
		False Pretenses/Swindle/Confidence Game	1	0
		Credit Card/Automatic Teller Fraud	4	0
		Impersonation	0	0
		Welfare Fraud	0	0
		Wire Fraud	2	0
		Identity Theft	0	0
		Hacking/Computer Invasion	0	0
		Robbery	0	0
		Pocket-picking	0	0
		Purse-snatching	0	0
		Shoplifting	4	2
		Theft From Building	5	1
		Theft From Coin Operated Machine or Device	0	0
		Theft From Motor Vehicle	6	3
		Theft of Motor Vehicle Parts/Accessories	0	0
		All Other Larceny	21	3
		Motor Vehicle Theft	7	4
		Stolen Property Offenses	0	0
		Crimes Against Society		
		Drug/Narcotic Violations	7	6
		Drug Equipment Violations	0	0
		Betting/Wagering	0	0
		Operating/Promoting/Assisting Gambling	0	0
		Gambling Equipment Violations	0	0
		Sports Tampering	0	0
		Pornography/Obscene Material	0	0
		Prostitution	0	0
		Assisting or Promoting Prostitution	0	0
		Purchasing Prostitution	0	0
		Weapon Law Violations	1	0
		Animal Cruelty	0	0
		Total Group A Offenses	123	56
			0	0

Group B Arrests		
Offense	Adult	Juvenile
Bad Checks	0	0
Curfew/Loitering/Vagrancy Violations	0	0
Disorderly Conduct	1	0
Driving Under the Influence	4	0
Drunkenness	19	0
Family Offenses (Nonviolent)	2	0
Liquor Law Violations	1	0
Peeping Tom	0	0
Runaway	0	0
Trespass of Real Property	3	0
All Other Offenses	18	1
Total Group B	48	1

(*) Offenses are counted using the FBI Units of Count for Crime

(**) The 'Arrests' column shows arrests made for incidents during the selected period, regardless of arrest date. Arrest counts for the same period may change over time.

Clintwood Police Department - VA0260100 - NIBRS Agency Crime Overview - 2018

2018 Population Estimate	1,327	Offenses (*)	Arrests (**)		
		Reported	Adult	Juvenile	
Law Enforcement Employees		Group A Offenses			
		Crimes Against Persons			
Sworn Male	4	Murder and Nonnegligent Manslaughter	0	1	0
Sworn Female	0	Negligent Manslaughter	0	0	0
Civilian Male	0	Kidnapping/Abduction	0	0	0
Civilian Female	0	Forcible Rape	0	0	0
Total:	4	Forcible Sodomy	0	0	0
		Sexual Assault With An Object	0	0	0
		Forcible Fondling	0	0	0
		Incest	0	0	0
Offense Overview		Statutory Rape	0	0	0
Incident Total	34	Aggravated Assault	2	1	0
Offense Total	38	Simple Assault	8	2	0
Group A Crimes per 100,000 population	2,562.2	Intimidation	2	1	0
		Human Trafficking, Commercial Sex Acts	0	0	0
		Human Trafficking, Involuntary Servitude	0	0	0
		Crimes Against Property			
Arrest Overview		Arson	0	0	0
Total Arrests	25	Bribery	0	0	0
Adult Arrests	25	Burglary/Breaking & Entering	2	0	0
Juvenile Arrests	0	Counterfeiting/Forgery	5	0	0
Unknown Age	0	Destruction/Damage/Vandalism of Property	3	0	0
Arrests per 100,000 population	1,883.9	Embezzlement	0	0	0
		Extortion/Blackmail	0	0	0
		False Pretenses/Swindle/Confidence Game	0	0	0
		Credit Card/Automatic Teller Fraud	1	0	0
		Impersonation	0	0	0
		Welfare Fraud	0	0	0
		Wire Fraud	0	0	0
		Identity Theft	0	0	0
		Hacking/Computer Invasion	0	0	0
		Robbery	0	0	0
		Pocket-picking	0	0	0
		Purse-snatching	0	0	0
		Shoplifting	3	2	0
		Theft From Building	0	0	0
		Theft From Coin Operated Machine or Device	0	0	0
		Theft From Motor Vehicle	2	0	0
		Theft of Motor Vehicle Parts/Accessories	0	0	0
		All Other Larceny	8	0	0
		Motor Vehicle Theft	0	0	0
		Stolen Property Offenses	0	0	0
		Crimes Against Society			
		Drug/Narcotic Violations	1	1	0
		Drug Equipment Violations	1	0	0
		Betting/Wagering	0	0	0
		Operating/Promoting/Assisting Gambling	0	0	0
		Gambling Equipment Violations	0	0	0
		Sports Tampering	0	0	0
		Pornography/Obscene Material	0	0	0
		Prostitution	0	0	0
		Assisting or Promoting Prostitution	0	0	0
		Purchasing Prostitution	0	0	0
		Weapon Law Violations	0	0	0
		Animal Cruelty	0	0	0
		Total Group A Offenses	38	8	0
		Group B Arrests			
Offense		Adult	Juvenile		
Bad Checks	0	0			
Curfew/Loitering/Vagrancy Violations	0	0			
Disorderly Conduct	0	0			
Driving Under the Influence	2	0			
Drunkenness	7	0			
Family Offenses (Nonviolent)	0	0			
Liquor Law Violations	2	0			
Peeping Tom	0	0			
Runaway	0	0			
Trespass of Real Property	0	0			
All Other Offenses	6	0			
Total Group B	17	0			

(*) Offenses are counted using the FBI Units of Count for Crime

(**) The 'Arrests' column shows arrests made for incidents during the selected period, regardless of arrest date. Arrest counts for the same period may change over time.

Coeburn Police Department - VA0960300 - NIBRS Agency Crime Overview - 2018

2018 Population Estimate	1,901	Offenses (*)	Arrests (**)		
		Reported	Adult	Juvenile	
Law Enforcement Employees		Group A Offenses			
Sworn Male	6	Crimes Against Persons			
Sworn Female	0	Murder and Nonnegligent Manslaughter	0	0	0
Civilian Male	0	Negligent Manslaughter	0	0	0
Civilian Female	1	Kidnapping/Abduction	5	3	0
Total:	7	Forcible Rape	2	0	0
		Forcible Sodomy	0	0	0
		Sexual Assault With An Object	0	0	0
		Forcible Fondling	1	0	0
Offense Overview		Incest	0	0	0
Incident Total	112	Statutory Rape	0	0	0
Offense Total	150	Aggravated Assault	7	2	0
Group A Crimes per 100,000 population	5,891.6	Simple Assault	19	13	0
		Intimidation	0	0	0
		Human Trafficking, Commercial Sex Acts	0	0	0
		Human Trafficking, Involuntary Servitude	0	0	0
Arrest Overview		Crimes Against Property			
Total Arrests	188	Arson	0	0	0
Adult Arrests	185	Bribery	0	0	0
Juvenile Arrests	2	Burglary/Breaking & Entering	5	3	0
Unknown Age	1	Counterfeiting/Forgery	11	1	0
Arrests per 100,000 population	9,889.5	Destruction/Damage/Vandalism of Property	8	2	0
		Embezzlement	0	0	0
		Extortion/Blackmail	0	0	0
		False Pretenses/Swindle/Confidence Game	5	0	0
		Credit Card/Automatic Teller Fraud	5	0	0
		Impersonation	0	0	0
		Welfare Fraud	0	0	0
		Wire Fraud	1	0	0
		Identity Theft	0	0	0
		Hacking/Computer Invasion	0	0	0
		Robbery	0	0	0
		Pocket-picking	0	0	0
		Purse-snatching	0	0	0
		Shoplifting	11	11	0
		Theft From Building	0	0	0
		Theft From Coin Operated Machine or Device	0	0	0
		Theft From Motor Vehicle	1	0	0
		Theft of Motor Vehicle Parts/Accessories	1	0	0
		All Other Larceny	19	3	0
		Motor Vehicle Theft	1	0	0
		Stolen Property Offenses	1	1	0
		Crimes Against Society			
		Drug/Narcotic Violations	26	29	0
		Drug Equipment Violations	13	4	0
		Betting/Wagering	0	0	0
		Operating/Promoting/Assisting Gambling	0	0	0
		Gambling Equipment Violations	0	0	0
		Sports Tampering	0	0	0
		Pornography/Obscene Material	1	1	0
		Prostitution	0	0	0
		Assisting or Promoting Prostitution	0	0	0
		Purchasing Prostitution	0	0	0
		Weapon Law Violations	7	4	0
		Animal Cruelty	0	0	0
		Total Group A Offenses	150	77	0
Group B Arrests					
Offense	Adult	Juvenile			
Bad Checks	0	0			
Curfew/Loitering/Vagrancy Violations	0	0			
Disorderly Conduct	3	0			
Driving Under the Influence	10	0			
Drunkenness	23	1			
Family Offenses (Nonviolent)	0	0			
Liquor Law Violations	0	0			
Peeping Tom	0	0			
Runaway	0	0			
Trespass of Real Property	6	0			
All Other Offenses	66	1			
Total Group B	108	2			

(*) Offenses are counted using the FBI Units of Count for Crime

(**) The 'Arrests' column shows arrests made for incidents during the selected period, regardless of arrest date. Arrest counts for the same period may change over time.

Colonial Beach Police Department - VA0950100 - NIBRS Agency Crime Overview - 2018

2018 Population Estimate	3,579	Offenses (*)	Arrests (**)	
		Reported	Adult	Juvenile
Law Enforcement Employees		Group A Offenses		
		Crimes Against Persons		
Sworn Male	6	Murder and Nonnegligent Manslaughter	0	0
Sworn Female	4	Negligent Manslaughter	0	0
Civilian Male	0	Kidnapping/Abduction	0	0
Civilian Female	2	Forcible Rape	1	0
Total:	12	Forcible Sodomy	0	0
		Sexual Assault With An Object	0	0
		Forcible Fondling	0	0
		Incest	0	0
Offense Overview		Statutory Rape	0	0
Incident Total	112	Aggravated Assault	2	3
Offense Total	127	Simple Assault	35	21
Group A Crimes per 100,000 population	3,129.4	Intimidation	1	0
		Human Trafficking, Commercial Sex Acts	0	0
		Human Trafficking, Involuntary Servitude	0	0
Arrest Overview		Crimes Against Property		
Total Arrests	79	Arson	0	0
Adult Arrests	78	Bribery	0	0
Juvenile Arrests	1	Burglary/Breaking & Entering	9	1
Unknown Age	0	Counterfeiting/Forgery	1	0
Arrests per 100,000 population	2,207.3	Destruction/Damage/Vandalism of Property	12	2
		Embezzlement	1	0
		Extortion/Blackmail	0	0
		False Pretenses/Swindle/Confidence Game	0	0
		Credit Card/Automatic Teller Fraud	5	0
		Impersonation	0	0
		Welfare Fraud	0	0
		Wire Fraud	1	0
		Identity Theft	0	0
		Hacking/Computer Invasion	0	0
		Robbery	0	0
		Pocket-picking	0	0
		Purse-snatching	0	0
		Shoplifting	6	0
		Theft From Building	5	0
		Theft From Coin Operated Machine or Device	0	0
		Theft From Motor Vehicle	3	0
		Theft of Motor Vehicle Parts/Accessories	1	0
		All Other Larceny	16	1
		Motor Vehicle Theft	3	0
		Stolen Property Offenses	0	0
		Crimes Against Society		
		Drug/Narcotic Violations	20	16
		Drug Equipment Violations	1	1
		Betting/Wagering	0	0
		Operating/Promoting/Assisting Gambling	0	0
		Gambling Equipment Violations	0	0
		Sports Tampering	0	0
		Pornography/Obscene Material	0	0
		Prostitution	0	0
		Assisting or Promoting Prostitution	0	0
		Purchasing Prostitution	0	0
		Weapon Law Violations	4	2
		Animal Cruelty	0	0
		Total Group A Offenses	127	48
			1	1

(*) Offenses are counted using the FBI Units of Count for Crime

(**) The 'Arrests' column shows arrests made for incidents during the selected period, regardless of arrest date. Arrest counts for the same period may change over time.

Colonial Heights Police Dept. - VA1050000 - NIBRS Agency Crime Overview - 2018

2018 Population Estimate	17,562	Offenses (*)	Arrests (**)		
		Reported	Adult	Juvenile	
Law Enforcement Employees		Group A Offenses			
Sworn Male	47	Crimes Against Persons			
Sworn Female	5	Murder and Nonnegligent Manslaughter	0	0	0
Civilian Male	0	Negligent Manslaughter	0	0	0
Civilian Female	4	Kidnapping/Abduction	8	4	0
Total:	56	Forcible Rape	4	3	0
		Forcible Sodomy	1	0	0
		Sexual Assault With An Object	12	1	0
		Forcible Fondling	1	3	1
Offense Overview		Incest	0	0	0
Incident Total	1,485	Statutory Rape	0	0	0
Offense Total	1,722	Aggravated Assault	25	16	1
Group A Crimes per 100,000 population	8,455.8	Simple Assault	231	144	19
		Intimidation	10	1	1
		Human Trafficking, Commercial Sex Acts	0	0	0
		Human Trafficking, Involuntary Servitude	0	0	0
Arrest Overview		Crimes Against Property			
Total Arrests	2,673	Arson	2	1	0
Adult Arrests	2,455	Bribery	0	0	0
Juvenile Arrests	218	Burglary/Breaking & Entering	29	14	0
Unknown Age	0	Counterfeiting/Forgery	25	9	1
Arrests per 100,000 population	15,220.4	Destruction/Damage/Vandalism of Property	92	4	4
		Embezzlement	24	25	0
		Extortion/Blackmail	1	0	0
		False Pretenses/Swindle/Confidence Game	104	47	1
		Credit Card/Automatic Teller Fraud	62	9	0
		Impersonation	20	0	0
		Welfare Fraud	0	0	0
		Wire Fraud	2	0	0
		Identity Theft	0	0	0
		Hacking/Computer Invasion	0	0	0
		Robbery	8	4	1
		Pocket-picking	0	0	0
		Purse-snatching	0	0	0
		Shoplifting	345	319	38
		Theft From Building	108	25	2
		Theft From Coin Operated Machine or Device	1	0	0
		Theft From Motor Vehicle	90	5	0
		Theft of Motor Vehicle Parts/Accessories	8	0	0
		All Other Larceny	70	42	2
		Motor Vehicle Theft	27	5	6
		Stolen Property Offenses	22	5	5
		Crimes Against Society			
		Drug/Narcotic Violations	328	277	32
		Drug Equipment Violations	10	5	1
		Betting/Wagering	0	0	0
		Operating/Promoting/Assisting Gambling	1	0	0
		Gambling Equipment Violations	0	0	0
		Sports Tampering	0	0	0
		Pornography/Obscene Material	5	1	3
		Prostitution	1	0	0
		Assisting or Promoting Prostitution	0	0	0
		Purchasing Prostitution	0	0	0
		Weapon Law Violations	45	36	2
		Animal Cruelty	0	0	0
		Total Group A Offenses	1,722	1,005	120
Group B Arrests					
Offense	Adult	Juvenile			
Bad Checks	5	0			
Curfew/Loitering/Vagrancy Violations	0	33			
Disorderly Conduct	7	19			
Driving Under the Influence	185	0			
Drunkenness	50	0			
Family Offenses (Nonviolent)	13	0			
Liquor Law Violations	19	6			
Peeping Tom	1	0			
Runaway	0	14			
Trespass of Real Property	45	13			
All Other Offenses	1,125	13			
Total Group B	1,450	98			

(*) Offenses are counted using the FBI Units of Count for Crime

(**) The 'Arrests' column shows arrests made for incidents during the selected period, regardless of arrest date. Arrest counts for the same period may change over time.

Covington PD - VA1060000 - NIBRS Agency Crime Overview - 2018

2018 Population Estimate		5,716	Offenses (*)	Arrests (**)	
Law Enforcement Employees			Reported	Adult	Juvenile
Group A Offenses					
Crimes Against Persons					
Sworn Male	16	Murder and Nonnegligent Manslaughter	0	0	0
Sworn Female	2	Negligent Manslaughter	0	0	0
Civilian Male	2	Kidnapping/Abduction	2	0	0
Civilian Female	7	Forcible Rape	1	0	0
Total:	27	Forcible Sodomy	0	0	0
Offense Overview					
Incident Total	276	Sexual Assault With An Object	0	0	0
Offense Total	324	Forcible Fondling	2	1	0
Group A Crimes per 100,000 population	4,828.6	Incest	0	0	0
Arrest Overview					
Total Arrests	187	Statutory Rape	0	0	0
Adult Arrests	179	Aggravated Assault	3	1	0
Juvenile Arrests	8	Simple Assault	67	26	1
Unknown Age	0	Intimidation	3	0	0
Arrests per 100,000 population	3,271.5	Human Trafficking, Commercial Sex Acts	0	0	0
Group B Arrests					
Offense					
	Adult	Juvenile			
Bad Checks	0	0	Human Trafficking, Involuntary Servitude	0	0
Curfew/Loitering/Vagrancy Violations	0	0	Crimes Against Property		
Disorderly Conduct	1	1	Arson	2	0
Driving Under the Influence	9	0	Bribery	0	0
Drunkenness	25	0	Burglary/Breaking & Entering	10	2
Family Offenses (Nonviolent)	0	0	Counterfeiting/Forgery	0	0
Liquor Law Violations	1	1	Destruction/Damage/Vandalism of Property	57	3
Peeping Tom	0	0	Embezzlement	3	0
Runaway	0	0	Extortion/Blackmail	0	0
Trespass of Real Property	4	0	False Pretenses/Swindle/Confidence Game	9	2
All Other Offenses	51	0	Credit Card/Automatic Teller Fraud	5	0
Total Group B	91	2	Impersonation	1	1
Crimes Against Society					
			Welfare Fraud	0	0
			Wire Fraud	1	0
			Identity Theft	0	0
			Hacking/Computer Invasion	0	0
			Robbery	0	0
			Pocket-picking	0	0
			Purse-snatching	0	0
			Shoplifting	61	34
			Theft From Building	0	0
			Theft From Coin Operated Machine or Device	0	0
			Theft From Motor Vehicle	6	0
			Theft of Motor Vehicle Parts/Accessories	0	0
			All Other Larceny	32	5
			Motor Vehicle Theft	4	0
			Stolen Property Offenses	0	0
			Total Group A Offenses	324	88
			Drug/Narcotic Violations	32	13
			Drug Equipment Violations	14	0
			Betting/Wagering	0	0
			Operating/Promoting/Assisting Gambling	0	0
			Gambling Equipment Violations	0	0
			Sports Tampering	0	0
			Pornography/Obscene Material	3	0
			Prostitution	0	0
			Assisting or Promoting Prostitution	0	0
			Purchasing Prostitution	0	0
			Weapon Law Violations	6	0
			Animal Cruelty	0	0

(*) Offenses are counted using the FBI Units of Count for Crime

(**) The 'Arrests' column shows arrests made for incidents during the selected period, regardless of arrest date. Arrest counts for the same period may change over time.

Craig County Sheriff's Office - VA0230000 - NIBRS Agency Crime Overview - 2018

2018 Population Estimate	5,094	Offenses (*)	Arrests (**)		
		Reported	Adult	Juvenile	
Law Enforcement Employees		Group A Offenses			
Sworn Male	9	Crimes Against Persons			
Sworn Female	0	Murder and Nonnegligent Manslaughter	0	0	0
Civilian Male	0	Negligent Manslaughter	0	0	0
Civilian Female	5	Kidnapping/Abduction	0	0	0
Total:	14	Forcible Rape	0	0	0
		Forcible Sodomy	0	0	0
Offense Overview		Sexual Assault With An Object	0	0	0
Incident Total	24	Forcible Fondling	0	0	0
Offense Total	26	Incest	0	0	0
Group A Crimes per 100,000 population	471.1	Statutory Rape	0	0	0
		Aggravated Assault	2	2	0
Arrest Overview		Simple Assault	11	8	0
Total Arrests	31	Intimidation	0	0	0
Adult Arrests	31	Human Trafficking, Commercial Sex Acts	0	0	0
Juvenile Arrests	0	Human Trafficking, Involuntary Servitude	0	0	0
Unknown Age	0	Crimes Against Property			
Arrests per 100,000 population	608.6	Arson	0	0	0
		Bribery	0	0	0
		Burglary/Breaking & Entering	0	0	0
		Counterfeiting/Forgery	0	0	0
		Destruction/Damage/Vandalism of Property	3	2	0
		Embezzlement	0	0	0
		Extortion/Blackmail	0	0	0
		False Pretenses/Swindle/Confidence Game	0	0	0
		Credit Card/Automatic Teller Fraud	0	0	0
		Impersonation	0	0	0
		Welfare Fraud	0	0	0
		Wire Fraud	0	0	0
		Identity Theft	0	0	0
		Hacking/Computer Invasion	0	0	0
		Robbery	0	0	0
		Pocket-picking	0	0	0
		Purse-snatching	0	0	0
		Shoplifting	0	0	0
		Theft From Building	0	0	0
		Theft From Coin Operated Machine or Device	0	0	0
		Theft From Motor Vehicle	0	0	0
		Theft of Motor Vehicle Parts/Accessories	0	0	0
		All Other Larceny	2	0	0
		Motor Vehicle Theft	1	1	0
		Stolen Property Offenses	0	0	0
		Crimes Against Society			
		Drug/Narcotic Violations	5	5	0
		Drug Equipment Violations	0	0	0
		Betting/Wagering	0	0	0
		Operating/Promoting/Assisting Gambling	0	0	0
		Gambling Equipment Violations	0	0	0
		Sports Tampering	0	0	0
		Pornography/Obscene Material	0	0	0
		Prostitution	0	0	0
		Assisting or Promoting Prostitution	0	0	0
		Purchasing Prostitution	0	0	0
		Weapon Law Violations	2	1	0
		Animal Cruelty	0	0	0
		Total Group A Offenses	26	19	0
Group B Arrests					
Offense	Adult	Juvenile			
Bad Checks	0	0			
Curfew/Loitering/Vagrancy Violations	0	0			
Disorderly Conduct	1	0			
Driving Under the Influence	2	0			
Drunkenness	1	0			
Family Offenses (Nonviolent)	0	0			
Liquor Law Violations	0	0			
Peeping Tom	0	0			
Runaway	0	0			
Trespass of Real Property	1	0			
All Other Offenses	7	0			
Total Group B	12	0			

(*) Offenses are counted using the FBI Units of Count for Crime

(**) The 'Arrests' column shows arrests made for incidents during the selected period, regardless of arrest date. Arrest counts for the same period may change over time.

Crewe Police Department - VA0670200 - NIBRS Agency Crime Overview - 2018

2018 Population Estimate	2,171	Offenses (*)	Arrests (**)		
		Reported	Adult	Juvenile	
Law Enforcement Employees		Group A Offenses			
Sworn Male	5	Crimes Against Persons			
Sworn Female	1	Murder and Nonnegligent Manslaughter	0	0	0
Civilian Male	1	Negligent Manslaughter	0	0	0
Civilian Female	0	Kidnapping/Abduction	0	0	0
Total:	7	Forcible Rape	0	0	0
		Forcible Sodomy	0	0	0
		Sexual Assault With An Object	0	0	0
		Forcible Fondling	3	0	0
Offense Overview		Incest	0	0	0
Incident Total	99	Statutory Rape	0	0	0
Offense Total	114	Aggravated Assault	6	2	0
Group A Crimes per 100,000 population	4,560.1	Simple Assault	15	4	0
		Intimidation	0	0	0
		Human Trafficking, Commercial Sex Acts	0	0	0
		Human Trafficking, Involuntary Servitude	0	0	0
Arrest Overview		Crimes Against Property			
Total Arrests	46	Arson	1	0	0
Adult Arrests	45	Bribery	0	0	0
Juvenile Arrests	1	Burglary/Breaking & Entering	6	1	0
Unknown Age	0	Counterfeiting/Forgery	6	0	0
Arrests per 100,000 population	2,118.8	Destruction/Damage/Vandalism of Property	13	0	0
		Embezzlement	0	0	0
		Extortion/Blackmail	0	0	0
		False Pretenses/Swindle/Confidence Game	0	0	0
		Credit Card/Automatic Teller Fraud	0	0	0
		Impersonation	1	0	0
		Welfare Fraud	0	0	0
		Wire Fraud	0	0	0
		Identity Theft	0	0	0
		Hacking/Computer Invasion	0	0	0
		Robbery	2	0	0
		Pocket-picking	0	0	0
		Purse-snatching	0	0	0
		Shoplifting	2	0	0
		Theft From Building	5	0	0
		Theft From Coin Operated Machine or Device	0	0	0
		Theft From Motor Vehicle	4	0	0
		Theft of Motor Vehicle Parts/Accessories	0	0	0
		All Other Larceny	27	1	0
		Motor Vehicle Theft	11	0	0
		Stolen Property Offenses	2	0	0
		Crimes Against Society			
		Drug/Narcotic Violations	7	2	0
		Drug Equipment Violations	1	0	0
		Betting/Wagering	0	0	0
		Operating/Promoting/Assisting Gambling	0	0	0
		Gambling Equipment Violations	0	0	0
		Sports Tampering	0	0	0
		Pornography/Obscene Material	0	0	0
		Prostitution	0	0	0
		Assisting or Promoting Prostitution	0	0	0
		Purchasing Prostitution	0	0	0
		Weapon Law Violations	2	0	0
		Animal Cruelty	0	0	0
		Total Group A Offenses	114	10	0
Group B Arrests					
Offense	Adult	Juvenile			
Bad Checks	0	0			
Curfew/Loitering/Vagrancy Violations	0	0			
Disorderly Conduct	0	0			
Driving Under the Influence	4	0			
Drunkenness	9	0			
Family Offenses (Nonviolent)	0	0			
Liquor Law Violations	5	0			
Peeping Tom	0	0			
Runaway	0	0			
Trespass of Real Property	1	1			
All Other Offenses	16	0			
Total Group B	35	1			

(*) Offenses are counted using the FBI Units of Count for Crime

(**) The 'Arrests' column shows arrests made for incidents during the selected period, regardless of arrest date. Arrest counts for the same period may change over time.

Culpeper County Sheriff's Office - VA0240000 - NIBRS Agency Crime Overview - 2018

2018 Population Estimate	32,869	Offenses (*)			
		Reported	Adult	Juvenile	
Law Enforcement Employees		Crimes Against Persons			
Sworn Male	70	Murder and Nonnegligent Manslaughter	1	0	0
Sworn Female	17	Negligent Manslaughter	0	0	0
Civilian Male	0	Kidnapping/Abduction	3	3	0
Civilian Female	13	Forcible Rape	2	0	0
Total:	100	Forcible Sodomy	0	0	0
		Sexual Assault With An Object	1	1	0
		Forcible Fondling	21	2	3
		Incest	0	0	0
Offense Overview		Statutory Rape	0	0	0
Incident Total	835	Aggravated Assault	14	12	2
Offense Total	963	Simple Assault	197	75	13
Group A Crimes per 100,000 population	2,540.4	Intimidation	24	0	5
		Human Trafficking, Commercial Sex Acts	0	0	0
		Human Trafficking, Involuntary Servitude	0	0	0
Arrest Overview		Crimes Against Property			
Total Arrests	994	Arson	0	0	0
Adult Arrests	950	Bribery	0	0	0
Juvenile Arrests	44	Burglary/Breaking & Entering	19	2	1
Unknown Age	0	Counterfeiting/Forgery	12	5	0
Arrests per 100,000 population	3,024.1	Destruction/Damage/Vandalism of Property	71	12	1
		Embezzlement	2	0	0
		Extortion/Blackmail	1	0	0
		False Pretenses/Swindle/Confidence Game	42	9	0
		Credit Card/Automatic Teller Fraud	12	0	0
		Impersonation	5	5	0
		Welfare Fraud	0	0	0
		Wire Fraud	2	0	0
		Identity Theft	0	0	0
		Hacking/Computer Invasion	0	0	0
		Robbery	0	0	0
		Pocket-picking	1	0	0
		Purse-snatching	1	0	0
		Shoplifting	2	0	0
		Theft From Building	26	0	0
		Theft From Coin Operated Machine or Device	0	0	0
		Theft From Motor Vehicle	7	0	0
		Theft of Motor Vehicle Parts/Accessories	9	0	0
		All Other Larceny	72	13	2
		Motor Vehicle Theft	20	5	2
		Stolen Property Offenses	0	1	0
		Crimes Against Society			
		Drug/Narcotic Violations	303	232	6
		Drug Equipment Violations	60	3	1
		Betting/Wagering	0	0	0
		Operating/Promoting/Assisting Gambling	0	0	0
		Gambling Equipment Violations	0	0	0
		Sports Tampering	0	0	0
		Pornography/Obscene Material	8	5	0
		Prostitution	0	0	0
		Assisting or Promoting Prostitution	0	0	0
		Purchasing Prostitution	0	0	0
		Weapon Law Violations	25	8	0
		Animal Cruelty	0	0	0
		Total Group A Offenses	963	393	36

Group B Arrests		
Offense	Adult	Juvenile
Bad Checks	0	0
Curfew/Loitering/Vagrancy Violations	0	0
Disorderly Conduct	3	2
Driving Under the Influence	101	0
Drunkenness	36	0
Family Offenses (Nonviolent)	4	0
Liquor Law Violations	4	2
Peeping Tom	0	0
Runaway	0	0
Trespass of Real Property	1	0
All Other Offenses	408	4
Total Group B	557	8

(*) Offenses are counted using the FBI Units of Count for Crime

(**) The 'Arrests' column shows arrests made for incidents during the selected period, regardless of arrest date. Arrest counts for the same period may change over time.

Culpeper Police Department - VA0240100 - NIBRS Agency Crime Overview - 2018

2018 Population Estimate	18,413	Offenses (*)	Arrests (**)		
		Reported	Adult	Juvenile	
Law Enforcement Employees		Group A Offenses			
		Crimes Against Persons			
Sworn Male	38	Murder and Nonnegligent Manslaughter	0	0	0
Sworn Female	7	Negligent Manslaughter	0	0	0
Civilian Male	2	Kidnapping/Abduction	2	1	1
Civilian Female	7	Forcible Rape	5	2	0
Total:	54	Forcible Sodomy	0	0	0
		Sexual Assault With An Object	1	3	0
		Forcible Fondling	26	1	0
Offense Overview		Incest	0	0	0
Incident Total	1,126	Statutory Rape	3	1	0
Offense Total	1,325	Aggravated Assault	16	9	2
Group A Crimes per 100,000 population	6,115.2	Simple Assault	315	94	1
		Intimidation	15	2	0
		Human Trafficking, Commercial Sex Acts	0	0	0
		Human Trafficking, Involuntary Servitude	0	0	0
Arrest Overview		Crimes Against Property			
Total Arrests	877	Arson	0	0	0
Adult Arrests	836	Bribery	0	0	0
Juvenile Arrests	41	Burglary/Breaking & Entering	18	3	1
Unknown Age	0	Counterfeiting/Forgery	36	9	0
Arrests per 100,000 population	4,762.9	Destruction/Damage/Vandalism of Property	179	27	1
		Embezzlement	14	4	0
		Extortion/Blackmail	1	0	0
		False Pretenses/Swindle/Confidence Game	67	7	0
		Credit Card/Automatic Teller Fraud	17	0	0
		Impersonation	7	7	0
		Welfare Fraud	0	0	0
		Wire Fraud	3	0	0
		Identity Theft	0	0	0
		Hacking/Computer Invasion	0	0	0
		Robbery	9	4	1
		Pocket-picking	2	0	0
		Purse-snatching	1	0	0
		Shoplifting	83	43	3
		Theft From Building	20	0	0
		Theft From Coin Operated Machine or Device	0	0	0
		Theft From Motor Vehicle	40	0	0
		Theft of Motor Vehicle Parts/Accessories	15	0	0
		All Other Larceny	106	19	2
		Motor Vehicle Theft	13	3	0
		Stolen Property Offenses	1	1	1
		Crimes Against Society			
		Drug/Narcotic Violations	222	165	18
		Drug Equipment Violations	74	2	0
		Betting/Wagering	0	0	0
		Operating/Promoting/Assisting Gambling	0	0	0
		Gambling Equipment Violations	0	0	0
		Sports Tampering	0	0	0
		Pornography/Obscene Material	1	0	0
		Prostitution	0	0	0
		Assisting or Promoting Prostitution	0	0	0
		Purchasing Prostitution	0	0	0
		Weapon Law Violations	13	4	0
		Animal Cruelty	0	0	0
		Total Group A Offenses	1,325	411	31
Group B Arrests					
Offense	Adult	Juvenile			
Bad Checks	1	0			
Curfew/Loitering/Vagrancy Violations	0	0			
Disorderly Conduct	0	0			
Driving Under the Influence	49	0			
Drunkenness	75	0			
Family Offenses (Nonviolent)	1	0			
Liquor Law Violations	5	2			
Peeping Tom	0	0			
Runaway	0	0			
Trespass of Real Property	18	1			
All Other Offenses	276	7			
Total Group B	425	10			

(*) Offenses are counted using the FBI Units of Count for Crime

(**) The 'Arrests' column shows arrests made for incidents during the selected period, regardless of arrest date. Arrest counts for the same period may change over time.

Cumberland County Sheriff's Office - VA0250000 - NIBRS Agency Crime Overview - 2018

2018 Population Estimate	9,820	Offenses (*)	Arrests (**)		
		Reported	Adult	Juvenile	
Law Enforcement Employees		Group A Offenses			
Sworn Male	15	Crimes Against Persons			
Sworn Female	2	Murder and Nonnegligent Manslaughter	0	0	0
Civilian Male	0	Negligent Manslaughter	0	0	0
Civilian Female	5	Kidnapping/Abduction	1	0	0
Total:	22	Forcible Rape	2	0	0
		Forcible Sodomy	1	0	0
		Sexual Assault With An Object	1	0	0
		Forcible Fondling	1	0	0
		Incest	0	0	0
Offense Overview		Statutory Rape	0	0	0
Incident Total	124	Aggravated Assault	8	3	0
Offense Total	157	Simple Assault	42	26	1
Group A Crimes per 100,000 population	1,262.7	Intimidation	1	0	0
		Human Trafficking, Commercial Sex Acts	0	0	0
		Human Trafficking, Involuntary Servitude	0	0	0
		Crimes Against Property			
Arrest Overview		Arson	0	0	0
Total Arrests	187	Bribery	0	0	0
Adult Arrests	184	Burglary/Breaking & Entering	9	3	0
Juvenile Arrests	3	Counterfeiting/Forgery	3	1	0
Unknown Age	0	Destruction/Damage/Vandalism of Property	18	2	0
Arrests per 100,000 population	1,904.3	Embezzlement	0	0	0
		Extortion/Blackmail	0	0	0
		False Pretenses/Swindle/Confidence Game	2	0	0
		Credit Card/Automatic Teller Fraud	2	0	0
		Impersonation	0	0	0
		Welfare Fraud	0	0	0
		Wire Fraud	0	0	0
		Identity Theft	0	0	0
		Hacking/Computer Invasion	0	0	0
		Robbery	2	0	0
		Pocket-picking	0	0	0
		Purse-snatching	0	0	0
		Shoplifting	0	0	0
		Theft From Building	0	0	0
		Theft From Coin Operated Machine or Device	0	0	0
		Theft From Motor Vehicle	0	0	0
		Theft of Motor Vehicle Parts/Accessories	1	0	0
		All Other Larceny	26	2	0
		Motor Vehicle Theft	8	1	1
		Stolen Property Offenses	1	0	0
		Crimes Against Society			
		Drug/Narcotic Violations	19	13	0
		Drug Equipment Violations	1	1	0
		Betting/Wagering	0	0	0
		Operating/Promoting/Assisting Gambling	0	0	0
		Gambling Equipment Violations	0	0	0
		Sports Tampering	0	0	0
		Pornography/Obscene Material	2	0	0
		Prostitution	0	0	0
		Assisting or Promoting Prostitution	0	0	0
		Purchasing Prostitution	0	0	0
		Weapon Law Violations	6	0	0
		Animal Cruelty	0	0	0
		Total Group A Offenses	157	52	2
Group B Arrests					
Offense	Adult	Juvenile			
Bad Checks	1	0			
Curfew/Loitering/Vagrancy Violations	0	0			
Disorderly Conduct	3	0			
Driving Under the Influence	12	0			
Drunkenness	7	0			
Family Offenses (Nonviolent)	0	0			
Liquor Law Violations	1	0			
Peeping Tom	0	0			
Runaway	0	0			
Trespass of Real Property	14	0			
All Other Offenses	94	1			
Total Group B	132	1			

(*) Offenses are counted using the FBI Units of Count for Crime

(**) The 'Arrests' column shows arrests made for incidents during the selected period, regardless of arrest date. Arrest counts for the same period may change over time.

Damascus Police Department - VA0940200 - NIBRS Agency Crime Overview - 2018

2018 Population Estimate	790	Offenses (*)			Arrests (**)	
		Group A Offenses	Reported	Adult	Juvenile	
Law Enforcement Employees		Crimes Against Persons				
Sworn Male	4	Murder and Nonnegligent Manslaughter	0	0	0	
Sworn Female	0	Negligent Manslaughter	0	0	0	
Civilian Male	0	Kidnapping/Abduction	0	0	0	
Civilian Female	0	Forcible Rape	0	0	0	
Total:	4	Forcible Sodomy	0	0	0	
		Sexual Assault With An Object	0	0	0	
		Forcible Fondling	0	0	0	
		Incest	0	0	0	
Offense Overview		Statutory Rape	0	0	0	
Incident Total	55	Aggravated Assault	0	0	0	
Offense Total	61	Simple Assault	10	2	0	
Group A Crimes per 100,000 population	6,962.0	Intimidation	1	0	0	
		Human Trafficking, Commercial Sex Acts	0	0	0	
		Human Trafficking, Involuntary Servitude	0	0	0	
Arrest Overview		Crimes Against Property				
Total Arrests	39	Arson	0	0	0	
Adult Arrests	33	Bribery	0	0	0	
Juvenile Arrests	6	Burglary/Breaking & Entering	3	0	0	
Unknown Age	0	Counterfeiting/Forgery	3	0	0	
Arrests per 100,000 population	4,936.7	Destruction/Damage/Vandalism of Property	9	3	0	
		Embezzlement	0	0	0	
		Extortion/Blackmail	0	0	0	
		False Pretenses/Swindle/Confidence Game	3	0	0	
		Credit Card/Automatic Teller Fraud	1	0	0	
		Impersonation	0	0	0	
		Welfare Fraud	0	0	0	
		Wire Fraud	0	0	0	
		Identity Theft	0	0	0	
		Hacking/Computer Invasion	0	0	0	
		Robbery	0	0	0	
		Pocket-picking	0	0	0	
		Purse-snatching	0	0	0	
		Shoplifting	3	2	0	
		Theft From Building	1	0	0	
		Theft From Coin Operated Machine or Device	0	0	0	
		Theft From Motor Vehicle	0	0	0	
		Theft of Motor Vehicle Parts/Accessories	2	0	0	
		All Other Larceny	8	1	0	
		Motor Vehicle Theft	0	0	0	
		Stolen Property Offenses	1	1	0	
		Crimes Against Society				
		Drug/Narcotic Violations	12	7	4	
		Drug Equipment Violations	2	0	1	
		Betting/Wagering	0	0	0	
		Operating/Promoting/Assisting Gambling	0	0	0	
		Gambling Equipment Violations	0	0	0	
		Sports Tampering	0	0	0	
		Pornography/Obscene Material	0	0	0	
		Prostitution	0	0	0	
		Assisting or Promoting Prostitution	0	0	0	
		Purchasing Prostitution	0	0	0	
		Weapon Law Violations	2	1	0	
		Animal Cruelty	0	0	0	
		Total Group A Offenses	61	17	5	
Group B Arrests						
Offense		Adult	Juvenile			
Bad Checks	0	0	0			
Curfew/Loitering/Vagrancy Violations	0	0	0			
Disorderly Conduct	0	0	0			
Driving Under the Influence	1	0	0			
Drunkenness	12	0	0			
Family Offenses (Nonviolent)	0	0	0			
Liquor Law Violations	0	0	0			
Peeping Tom	0	0	0			
Runaway	0	1	0			
Trespass of Real Property	1	0	0			
All Other Offenses	2	0	0			
Total Group B	16	1	0			

(*) Offenses are counted using the FBI Units of Count for Crime

(**) The 'Arrests' column shows arrests made for incidents during the selected period, regardless of arrest date. Arrest counts for the same period may change over time.

Danville Police Department - VA1070000 - NIBRS Agency Crime Overview - 2018

2018 Population Estimate	40,590	Offenses (*)	Arrests (**)		
		Reported	Adult	Juvenile	
Law Enforcement Employees		Group A Offenses			
Sworn Male		Crimes Against Persons			
Sworn Male	109	Murder and Nonnegligent Manslaughter	11	7	2
Sworn Female	13	Negligent Manslaughter	1	0	0
Civilian Male	3	Kidnapping/Abduction	8	17	1
Civilian Female	9	Forcible Rape	21	3	1
Total:	134	Forcible Sodomy	3	1	0
		Sexual Assault With An Object	2	4	0
		Forcible Fondling	20	1	0
		Incest	3	0	0
Offense Overview		Statutory Rape	4	1	0
Incident Total	4,526	Aggravated Assault	122	43	3
Offense Total	4,911	Simple Assault	1,045	513	1
Group A Crimes per 100,000 population	11,150.5	Intimidation	91	30	0
		Human Trafficking, Commercial Sex Acts	0	0	0
		Human Trafficking, Involuntary Servitude	0	0	0
Arrest Overview		Crimes Against Property			
Total Arrests	3,696	Arson	14	3	0
Adult Arrests	3,617	Bribery	0	0	0
Juvenile Arrests	79	Burglary/Breaking & Entering	224	18	1
Unknown Age	0	Counterfeiting/Forgery	40	25	0
Arrests per 100,000 population	9,105.7	Destruction/Damage/Vandalism of Property	526	54	0
		Embezzlement	19	14	0
		Extortion/Blackmail	4	3	2
		False Pretenses/Swindle/Confidence Game	122	76	0
		Credit Card/Automatic Teller Fraud	101	1	0
		Impersonation	30	1	0
		Welfare Fraud	3	0	0
		Wire Fraud	9	0	0
		Identity Theft	0	0	0
		Hacking/Computer Invasion	0	0	0
		Robbery	61	26	7
		Pocket-picking	2	25	0
		Purse-snatching	2	0	0
		Shoplifting	396	208	5
		Theft From Building	110	0	0
		Theft From Coin Operated Machine or Device	1	0	0
		Theft From Motor Vehicle	237	1	0
		Theft of Motor Vehicle Parts/Accessories	34	0	0
		All Other Larceny	548	68	0
		Motor Vehicle Theft	86	1	0
		Stolen Property Offenses	8	8	1
		Crimes Against Society			
		Drug/Narcotic Violations	791	467	1
		Drug Equipment Violations	38	3	0
		Betting/Wagering	0	0	0
		Operating/Promoting/Assisting Gambling	0	0	0
		Gambling Equipment Violations	0	0	0
		Sports Tampering	0	0	0
		Pornography/Obscene Material	7	1	0
		Prostitution	2	0	0
		Assisting or Promoting Prostitution	0	0	0
		Purchasing Prostitution	0	0	0
		Weapon Law Violations	165	92	3
		Animal Cruelty	0	0	0
		Total Group A Offenses	4,911	1,715	28
Group B Arrests					
Offense	Adult	Juvenile			
Bad Checks	4	0			
Curfew/Loitering/Vagrancy Violations	0	18			
Disorderly Conduct	21	0			
Driving Under the Influence	132	0			
Drunkenness	314	0			
Family Offenses (Nonviolent)	0	0			
Liquor Law Violations	11	1			
Peeping Tom	0	0			
Runaway	0	0			
Trespass of Real Property	142	1			
All Other Offenses	1,278	31			
Total Group B	1,902	51			

(*) Offenses are counted using the FBI Units of Count for Crime

(**) The 'Arrests' column shows arrests made for incidents during the selected period, regardless of arrest date. Arrest counts for the same period may change over time.

Dayton Police Department - VA0820300 - NIBRS Agency Crime Overview - 2018

2018 Population Estimate	1,606	Offenses (*)	Arrests (**)		
		Reported	Adult	Juvenile	
Law Enforcement Employees		Group A Offenses			
Sworn Male	3	Crimes Against Persons			
Sworn Female	0	Murder and Nonnegligent Manslaughter	0	0	0
Civilian Male	0	Negligent Manslaughter	0	0	0
Civilian Female	0	Kidnapping/Abduction	1	0	0
Total:	3	Forcible Rape	0	0	0
		Forcible Sodomy	0	0	0
		Sexual Assault With An Object	0	0	0
		Forcible Fondling	0	0	0
		Incest	0	0	0
Offense Overview		Statutory Rape	0	0	0
Incident Total	18	Aggravated Assault	3	1	0
Offense Total	19	Simple Assault	1	1	0
Group A Crimes per 100,000 population	1,120.8	Intimidation	0	0	0
		Human Trafficking, Commercial Sex Acts	0	0	0
		Human Trafficking, Involuntary Servitude	0	0	0
Arrest Overview		Crimes Against Property			
Total Arrests	17	Arson	0	0	0
Adult Arrests	17	Bribery	0	0	0
Juvenile Arrests	0	Burglary/Breaking & Entering	0	0	0
Unknown Age	0	Counterfeiting/Forgery	0	0	0
Arrests per 100,000 population	1,058.5	Destruction/Damage/Vandalism of Property	2	0	0
		Embezzlement	0	0	0
		Extortion/Blackmail	0	0	0
		False Pretenses/Swindle/Confidence Game	1	0	0
		Credit Card/Automatic Teller Fraud	0	0	0
		Impersonation	0	0	0
		Welfare Fraud	0	0	0
		Wire Fraud	0	0	0
		Identity Theft	0	0	0
		Hacking/Computer Invasion	0	0	0
		Robbery	0	0	0
		Pocket-picking	0	0	0
		Purse-snatching	0	0	0
		Shoplifting	0	0	0
		Theft From Building	0	0	0
		Theft From Coin Operated Machine or Device	0	0	0
		Theft From Motor Vehicle	2	0	0
		Theft of Motor Vehicle Parts/Accessories	1	0	0
		All Other Larceny	3	0	0
		Motor Vehicle Theft	0	0	0
		Stolen Property Offenses	0	0	0
		Crimes Against Society			
		Drug/Narcotic Violations	2	2	0
		Drug Equipment Violations	1	0	0
		Betting/Wagering	0	0	0
		Operating/Promoting/Assisting Gambling	0	0	0
		Gambling Equipment Violations	0	0	0
		Sports Tampering	0	0	0
		Pornography/Obscene Material	0	0	0
		Prostitution	0	0	0
		Assisting or Promoting Prostitution	0	0	0
		Purchasing Prostitution	0	0	0
		Weapon Law Violations	2	1	0
		Animal Cruelty	0	0	0
		Total Group A Offenses	19	5	0
Group B Arrests					
Offense	Adult	Juvenile			
Bad Checks	0	0			
Curfew/Loitering/Vagrancy Violations	0	0			
Disorderly Conduct	1	0			
Driving Under the Influence	2	0			
Drunkenness	1	0			
Family Offenses (Nonviolent)	0	0			
Liquor Law Violations	0	0			
Peeping Tom	0	0			
Runaway	0	0			
Trespass of Real Property	2	0			
All Other Offenses	6	0			
Total Group B	12	0			

(*) Offenses are counted using the FBI Units of Count for Crime

(**) The 'Arrests' column shows arrests made for incidents during the selected period, regardless of arrest date. Arrest counts for the same period may change over time.

Dickenson CO Sheriff's Office - VA0260000 - NIBRS Agency Crime Overview - 2018

2018 Population Estimate	12,708	Offenses (*)			Arrests (**)	
		Group A Offenses	Reported	Adult	Juvenile	
Law Enforcement Employees		Crimes Against Persons				
Sworn Male	18	Murder and Nonnegligent Manslaughter	0	0	0	0
Sworn Female	2	Negligent Manslaughter	0	0	0	0
Civilian Male	5	Kidnapping/Abduction	4	4	0	0
Civilian Female	10	Forcible Rape	6	0	0	0
Total:	35	Forcible Sodomy	0	0	0	0
		Sexual Assault With An Object	7	3	0	0
		Forcible Fondling	3	0	0	0
Offense Overview		Incest	0	0	0	0
Incident Total	256	Statutory Rape	0	0	0	0
Offense Total	279	Aggravated Assault	9	3	0	0
Group A Crimes per 100,000 population	2,014.5	Simple Assault	79	38	0	0
		Intimidation	2	0	0	0
		Human Trafficking, Commercial Sex Acts	0	0	0	0
		Human Trafficking, Involuntary Servitude	0	0	0	0
Arrest Overview		Crimes Against Property				
Total Arrests	319	Arson	3	0	0	0
Adult Arrests	314	Bribery	0	0	0	0
Juvenile Arrests	5	Burglary/Breaking & Entering	11	0	0	0
Unknown Age	0	Counterfeiting/Forgery	8	0	0	0
Arrests per 100,000 population	2,510.2	Destruction/Damage/Vandalism of Property	16	1	0	0
		Embezzlement	5	1	0	0
		Extortion/Blackmail	0	0	0	0
		False Pretenses/Swindle/Confidence Game	5	3	0	0
		Credit Card/Automatic Teller Fraud	1	0	0	0
		Impersonation	7	0	0	0
		Welfare Fraud	0	0	0	0
		Wire Fraud	1	0	0	0
		Identity Theft	0	0	0	0
		Hacking/Computer Invasion	0	0	0	0
		Robbery	0	0	0	0
		Pocket-picking	2	0	0	0
		Purse-snatching	0	0	0	0
		Shoplifting	0	0	0	0
		Theft From Building	3	0	0	0
		Theft From Coin Operated Machine or Device	0	0	0	0
		Theft From Motor Vehicle	2	0	0	0
		Theft of Motor Vehicle Parts/Accessories	0	0	0	0
		All Other Larceny	52	7	0	0
		Motor Vehicle Theft	4	0	0	0
		Stolen Property Offenses	0	0	0	0
		Crimes Against Society				
		Drug/Narcotic Violations	35	22	0	0
		Drug Equipment Violations	0	0	0	0
		Betting/Wagering	0	0	0	0
		Operating/Promoting/Assisting Gambling	0	0	0	0
		Gambling Equipment Violations	0	0	0	0
		Sports Tampering	0	0	0	0
		Pornography/Obscene Material	4	1	0	0
		Prostitution	0	0	0	0
		Assisting or Promoting Prostitution	0	0	0	0
		Purchasing Prostitution	0	0	0	0
		Weapon Law Violations	10	9	0	0
		Animal Cruelty	0	0	0	0
		Total Group A Offenses	279	92	0	0
Group B Arrests						
Offense	Adult	Juvenile				
Bad Checks	1	0				
Curfew/Loitering/Vagrancy Violations	0	0				
Disorderly Conduct	0	0				
Driving Under the Influence	15	0				
Drunkenness	27	0				
Family Offenses (Nonviolent)	1	0				
Liquor Law Violations	18	3				
Peeping Tom	0	0				
Runaway	0	0				
Trespass of Real Property	3	0				
All Other Offenses	157	2				
Total Group B	222	5				

(*) Offenses are counted using the FBI Units of Count for Crime

(**) The 'Arrests' column shows arrests made for incidents during the selected period, regardless of arrest date. Arrest counts for the same period may change over time.

Dinwiddie County Sheriff's Office - VA0270000 - NIBRS Agency Crime Overview - 2018

2018 Population Estimate		28,502	Offenses (*)	Arrests (**)	
			Reported	Adult	Juvenile
Law Enforcement Employees			Group A Offenses		
			Crimes Against Persons		
Sworn Male	36		Murder and Nonnegligent Manslaughter	2	4
Sworn Female	3		Negligent Manslaughter	0	0
Civilian Male	0		Kidnapping/Abduction	9	2
Civilian Female	2		Forcible Rape	5	0
Total:	41		Forcible Sodomy	0	0
			Sexual Assault With An Object	2	0
			Forcible Fondling	7	0
Offense Overview			Incest	0	0
Incident Total	716		Statutory Rape	1	0
Offense Total	819		Aggravated Assault	58	25
Group A Crimes per 100,000 population	2,512.1		Simple Assault	102	53
			Intimidation	20	6
			Human Trafficking, Commercial Sex Acts	0	0
			Human Trafficking, Involuntary Servitude	0	0
Arrest Overview			Crimes Against Property		
Total Arrests	388		Arson	5	1
Adult Arrests	367		Bribery	0	0
Juvenile Arrests	21		Burglary/Breaking & Entering	41	6
Unknown Age	0		Counterfeiting/Forgery	10	2
Arrests per 100,000 population	1,361.3		Destruction/Damage/Vandalism of Property	75	3
			Embezzlement	6	4
			Extortion/Blackmail	2	2
			False Pretenses/Swindle/Confidence Game	26	2
			Credit Card/Automatic Teller Fraud	17	2
			Impersonation	13	0
			Welfare Fraud	0	0
			Wire Fraud	0	0
			Identity Theft	0	0
			Hacking/Computer Invasion	0	0
			Robbery	4	0
			Pocket-picking	1	0
			Purse-snatching	0	0
			Shoplifting	6	0
			Theft From Building	0	0
			Theft From Coin Operated Machine or Device	0	0
			Theft From Motor Vehicle	0	0
			Theft of Motor Vehicle Parts/Accessories	0	0
			All Other Larceny	234	32
			Motor Vehicle Theft	13	0
			Stolen Property Offenses	13	4
			Crimes Against Society		
			Drug/Narcotic Violations	118	64
			Drug Equipment Violations	1	1
			Betting/Wagering	0	0
			Operating/Promoting/Assisting Gambling	0	0
			Gambling Equipment Violations	0	0
			Sports Tampering	0	0
			Pornography/Obscene Material	1	1
			Prostitution	0	0
			Assisting or Promoting Prostitution	0	0
			Purchasing Prostitution	0	0
			Weapon Law Violations	27	7
			Animal Cruelty	0	0
			Total Group A Offenses	819	221
					14
Group B Arrests					
Offense	Adult	Juvenile			
Bad Checks	2	0			
Curfew/Loitering/Vagrancy Violations	0	0			
Disorderly Conduct	3	7			
Driving Under the Influence	25	0			
Drunkenness	15	0			
Family Offenses (Nonviolent)	0	0			
Liquor Law Violations	3	0			
Peeping Tom	0	0			
Runaway	0	0			
Trespass of Real Property	9	0			
All Other Offenses	89	0			
Total Group B	146	7			

(*) Offenses are counted using the FBI Units of Count for Crime

(**) The 'Arrests' column shows arrests made for incidents during the selected period, regardless of arrest date. Arrest counts for the same period may change over time.

Dublin Police Department - VA0770200 - NIBRS Agency Crime Overview - 2018

2018 Population Estimate	2,649	Offenses (*)	Arrests (**)		
Law Enforcement Employees		Reported	Adult	Juvenile	
Group A Offenses					
Crimes Against Persons					
Sworn Male	7	Murder and Nonnegligent Manslaughter	0	0	0
Sworn Female	0	Negligent Manslaughter	0	0	0
Civilian Male	0	Kidnapping/Abduction	0	0	0
Civilian Female	1	Forcible Rape	0	0	0
Total:	8	Forcible Sodomy	0	0	0
		Sexual Assault With An Object	2	0	0
		Forcible Fondling	0	0	0
		Incest	0	0	0
Offense Overview		Statutory Rape	0	0	0
Incident Total	114	Aggravated Assault	1	1	0
Offense Total	142	Simple Assault	28	16	0
Group A Crimes per 100,000 population	4,303.5	Intimidation	1	0	0
		Human Trafficking, Commercial Sex Acts	0	0	0
		Human Trafficking, Involuntary Servitude	0	0	0
Arrest Overview		Crimes Against Property			
Total Arrests	160	Arson	0	0	0
Adult Arrests	120	Bribery	0	0	0
Juvenile Arrests	40	Burglary/Breaking & Entering	4	0	0
Unknown Age	0	Counterfeiting/Forgery	1	0	0
Arrests per 100,000 population	6,040.0	Destruction/Damage/Vandalism of Property	22	0	40
		Embezzlement	0	0	0
		Extortion/Blackmail	0	0	0
		False Pretenses/Swindle/Confidence Game	8	1	0
		Credit Card/Automatic Teller Fraud	0	0	0
		Impersonation	0	0	0
		Welfare Fraud	0	0	0
		Wire Fraud	0	0	0
		Identity Theft	0	0	0
		Hacking/Computer Invasion	0	0	0
		Robbery	0	0	0
		Pocket-picking	0	0	0
		Purse-snatching	0	0	0
		Shoplifting	0	0	0
		Theft From Building	0	0	0
		Theft From Coin Operated Machine or Device	0	0	0
		Theft From Motor Vehicle	0	0	0
		Theft of Motor Vehicle Parts/Accessories	1	0	0
		All Other Larceny	18	0	0
		Motor Vehicle Theft	0	0	0
		Stolen Property Offenses	2	0	0
		Crimes Against Society			
		Drug/Narcotic Violations	37	13	0
		Drug Equipment Violations	12	1	0
		Betting/Wagering	0	0	0
		Operating/Promoting/Assisting Gambling	0	0	0
		Gambling Equipment Violations	0	0	0
		Sports Tampering	0	0	0
		Pornography/Obscene Material	0	0	0
		Prostitution	0	0	0
		Assisting or Promoting Prostitution	0	0	0
		Purchasing Prostitution	0	0	0
		Weapon Law Violations	5	5	0
		Animal Cruelty	0	0	0
		Total Group A Offenses	142	37	40
Group B Arrests					
Offense	Adult	Juvenile			
Bad Checks	0	0			
Curfew/Loitering/Vagrancy Violations	0	0			
Disorderly Conduct	1	0			
Driving Under the Influence	6	0			
Drunkenness	7	0			
Family Offenses (Nonviolent)	0	0			
Liquor Law Violations	0	0			
Peeping Tom	0	0			
Runaway	0	0			
Trespass of Real Property	1	0			
All Other Offenses	68	0			
Total Group B	83	0			

(*) Offenses are counted using the FBI Units of Count for Crime

(**) The 'Arrests' column shows arrests made for incidents during the selected period, regardless of arrest date. Arrest counts for the same period may change over time.

Dumfries Police Department - VA0750600 - NIBRS Agency Crime Overview - 2018

2018 Population Estimate	5,230	Offenses (*)		
		Reported	Adult	Juvenile
Law Enforcement Employees		Crimes Against Persons		
Sworn Male	13	Murder and Nonnegligent Manslaughter	0	0
Sworn Female	1	Negligent Manslaughter	0	0
Civilian Male	0	Kidnapping/Abduction	0	0
Civilian Female	0	Forcible Rape	0	0
Total:	14	Forcible Sodomy	0	0
		Sexual Assault With An Object	0	0
		Forcible Fondling	0	0
		Incest	0	0
Offense Overview		Statutory Rape	0	0
Incident Total	242	Aggravated Assault	4	3
Offense Total	258	Simple Assault	33	13
Group A Crimes per 100,000 population	4,627.2	Intimidation	1	0
		Human Trafficking, Commercial Sex Acts	0	0
		Human Trafficking, Involuntary Servitude	0	0
Arrest Overview		Crimes Against Property		
Total Arrests	181	Arson	0	0
Adult Arrests	178	Bribery	0	0
Juvenile Arrests	3	Burglary/Breaking & Entering	14	4
Unknown Age	0	Counterfeiting/Forgery	2	0
Arrests per 100,000 population	3,460.8	Destruction/Damage/Vandalism of Property	29	2
		Embezzlement	1	1
		Extortion/Blackmail	0	0
		False Pretenses/Swindle/Confidence Game	0	0
		Credit Card/Automatic Teller Fraud	1	0
		Impersonation	0	0
		Welfare Fraud	0	0
		Wire Fraud	0	0
		Identity Theft	0	0
		Hacking/Computer Invasion	0	0
		Robbery	5	1
		Pocket-picking	0	0
		Purse-snatching	0	0
		Shoplifting	2	1
		Theft From Building	6	0
		Theft From Coin Operated Machine or Device	0	0
		Theft From Motor Vehicle	11	0
		Theft of Motor Vehicle Parts/Accessories	3	0
		All Other Larceny	27	4
		Motor Vehicle Theft	16	1
		Stolen Property Offenses	1	0
		Crimes Against Society		
		Drug/Narcotic Violations	89	82
		Drug Equipment Violations	4	3
		Betting/Wagering	0	0
		Operating/Promoting/Assisting Gambling	0	0
		Gambling Equipment Violations	0	0
		Sports Tampering	0	0
		Pornography/Obscene Material	0	0
		Prostitution	1	0
		Assisting or Promoting Prostitution	0	0
		Purchasing Prostitution	0	0
		Weapon Law Violations	8	2
		Animal Cruelty	0	0
		Total Group A Offenses	258	117
				2

Group B Arrests	Adult	Juvenile
Bad Checks	0	0
Curfew/Loitering/Vagrancy Violations	0	0
Disorderly Conduct	2	0
Driving Under the Influence	9	0
Drunkenness	12	1
Family Offenses (Nonviolent)	6	0
Liquor Law Violations	1	0
Peeping Tom	0	0
Runaway	0	0
Trespass of Real Property	1	0
All Other Offenses	30	0
Total Group B	61	1

(*) Offenses are counted using the FBI Units of Count for Crime

(**) The 'Arrests' column shows arrests made for incidents during the selected period, regardless of arrest date. Arrest counts for the same period may change over time.

Elkton Police Department - VA0820400 - NIBRS Agency Crime Overview - 2018

2018 Population Estimate	2,844	Offenses (*)	Arrests (**)		
		Reported	Adult	Juvenile	
Law Enforcement Employees		Group A Offenses			
Sworn Male	4	Crimes Against Persons			
Sworn Female	0	Murder and Nonnegligent Manslaughter	0	0	0
Civilian Male	0	Negligent Manslaughter	0	0	0
Civilian Female	1	Kidnapping/Abduction	0	0	0
Total:	5	Forcible Rape	0	0	0
		Forcible Sodomy	0	0	0
		Sexual Assault With An Object	0	0	0
		Forcible Fondling	0	0	0
Offense Overview		Incest	0	0	0
Incident Total	69	Statutory Rape	0	0	0
Offense Total	78	Aggravated Assault	2	1	0
Group A Crimes per 100,000 population	2,426.2	Simple Assault	2	1	0
		Intimidation	1	0	0
		Human Trafficking, Commercial Sex Acts	0	0	0
		Human Trafficking, Involuntary Servitude	0	0	0
Arrest Overview		Crimes Against Property			
Total Arrests	13	Arson	0	0	0
Adult Arrests	13	Bribery	0	0	0
Juvenile Arrests	0	Burglary/Breaking & Entering	5	0	0
Unknown Age	0	Counterfeiting/Forgery	3	0	0
Arrests per 100,000 population	457.1	Destruction/Damage/Vandalism of Property	11	0	0
		Embezzlement	0	0	0
		Extortion/Blackmail	0	0	0
		False Pretenses/Swindle/Confidence Game	1	0	0
		Credit Card/Automatic Teller Fraud	1	0	0
		Impersonation	0	0	0
		Welfare Fraud	0	0	0
		Wire Fraud	0	0	0
		Identity Theft	0	0	0
		Hacking/Computer Invasion	0	0	0
		Robbery	0	0	0
		Pocket-picking	0	0	0
		Purse-snatching	0	0	0
		Shoplifting	5	0	0
		Theft From Building	1	0	0
		Theft From Coin Operated Machine or Device	0	0	0
		Theft From Motor Vehicle	1	0	0
		Theft of Motor Vehicle Parts/Accessories	3	0	0
		All Other Larceny	14	2	0
		Motor Vehicle Theft	3	0	0
		Stolen Property Offenses	0	0	0
		Crimes Against Society			
		Drug/Narcotic Violations	18	1	0
		Drug Equipment Violations	4	0	0
		Betting/Wagering	0	0	0
		Operating/Promoting/Assisting Gambling	0	0	0
		Gambling Equipment Violations	0	0	0
		Sports Tampering	0	0	0
		Pornography/Obscene Material	0	0	0
		Prostitution	0	0	0
		Assisting or Promoting Prostitution	0	0	0
		Purchasing Prostitution	0	0	0
		Weapon Law Violations	3	0	0
		Animal Cruelty	0	0	0
		Total Group A Offenses	78	5	0

Group B Arrests	Adult	Juvenile
Bad Checks	0	0
Curfew/Loitering/Vagrancy Violations	0	0
Disorderly Conduct	2	0
Driving Under the Influence	1	0
Drunkenness	2	0
Family Offenses (Nonviolent)	0	0
Liquor Law Violations	0	0
Peeping Tom	0	0
Runaway	0	0
Trespass of Real Property	2	0
All Other Offenses	1	0
Total Group B	8	0

(*) Offenses are counted using the FBI Units of Count for Crime

(**) The 'Arrests' column shows arrests made for incidents during the selected period, regardless of arrest date. Arrest counts for the same period may change over time.

Emporia Police Department - VA0400100 - NIBRS Agency Crime Overview - 2018

2018 Population Estimate	5,531	Offenses (*)	Arrests (**)		
		Reported	Adult	Juvenile	
Law Enforcement Employees		Group A Offenses			
		Crimes Against Persons			
Sworn Male	25	Murder and Nonnegligent Manslaughter	0	1	0
Sworn Female	1	Negligent Manslaughter	1	0	0
Civilian Male	2	Kidnapping/Abduction	2	1	0
Civilian Female	8	Forcible Rape	0	0	0
Total:	36	Forcible Sodomy	0	0	0
		Sexual Assault With An Object	2	1	0
		Forcible Fondling	3	0	0
Offense Overview		Incest	0	0	0
Incident Total	551	Statutory Rape	0	0	0
Offense Total	648	Aggravated Assault	16	6	1
Group A Crimes per 100,000 population	9,962.0	Simple Assault	145	49	0
		Intimidation	8	3	0
		Human Trafficking, Commercial Sex Acts	0	0	0
		Human Trafficking, Involuntary Servitude	0	0	0
Arrest Overview		Crimes Against Property			
Total Arrests	454	Arson	0	0	0
Adult Arrests	447	Bribery	0	0	0
Juvenile Arrests	7	Burglary/Breaking & Entering	14	1	0
Unknown Age	0	Counterfeiting/Forgery	13	3	0
Arrests per 100,000 population	8,208.3	Destruction/Damage/Vandalism of Property	72	8	1
		Embezzlement	9	4	0
		Extortion/Blackmail	0	0	0
		False Pretenses/Swindle/Confidence Game	14	2	0
		Credit Card/Automatic Teller Fraud	9	2	0
		Impersonation	1	0	0
		Welfare Fraud	0	0	0
		Wire Fraud	0	0	0
		Identity Theft	0	0	0
		Hacking/Computer Invasion	0	0	0
		Robbery	8	3	0
		Pocket-picking	3	2	0
		Purse-snatching	1	0	0
		Shoplifting	67	43	1
		Theft From Building	10	1	0
		Theft From Coin Operated Machine or Device	1	0	0
		Theft From Motor Vehicle	6	1	0
		Theft of Motor Vehicle Parts/Accessories	7	0	0
		All Other Larceny	83	17	1
		Motor Vehicle Theft	3	2	0
		Stolen Property Offenses	7	5	1
		Crimes Against Society			
		Drug/Narcotic Violations	104	83	1
		Drug Equipment Violations	1	0	0
		Betting/Wagering	0	0	0
		Operating/Promoting/Assisting Gambling	0	0	0
		Gambling Equipment Violations	0	0	0
		Sports Tampering	0	0	0
		Pornography/Obscene Material	0	0	0
		Prostitution	0	0	0
		Assisting or Promoting Prostitution	0	0	0
		Purchasing Prostitution	0	0	0
		Weapon Law Violations	38	15	1
		Animal Cruelty	0	0	0
		Total Group A Offenses	648	253	7
Group B Arrests					
Offense	Adult	Juvenile			
Bad Checks	1	0			
Curfew/Loitering/Vagrancy Violations	0	0			
Disorderly Conduct	2	0			
Driving Under the Influence	74	0			
Drunkenness	18	0			
Family Offenses (Nonviolent)	2	0			
Liquor Law Violations	2	0			
Peeping Tom	0	0			
Runaway	0	0			
Trespass of Real Property	5	0			
All Other Offenses	90	0			
Total Group B	194	0			

(*) Offenses are counted using the FBI Units of Count for Crime

(**) The 'Arrests' column shows arrests made for incidents during the selected period, regardless of arrest date. Arrest counts for the same period may change over time.

Essex County Sheriff Office - VA0280000 - NIBRS Agency Crime Overview - 2018

2018 Population Estimate	8,359	Offenses (*)		
		Reported	Adult	Juvenile
Law Enforcement Employees		Group A Offenses		
		Crimes Against Persons		
Sworn Male	12	Murder and Nonnegligent Manslaughter	0	0
Sworn Female	1	Negligent Manslaughter	0	0
Civilian Male	2	Kidnapping/Abduction	1	0
Civilian Female	6	Forcible Rape	3	2
Total:	21	Forcible Sodomy	1	1
		Sexual Assault With An Object	0	0
		Forcible Fondling	3	3
		Incest	0	0
Offense Overview		Statutory Rape	0	0
Incident Total	158	Aggravated Assault	17	7
Offense Total	178	Simple Assault	27	23
Group A Crimes per 100,000 population	1,890.2	Intimidation	8	8
		Human Trafficking, Commercial Sex Acts	0	0
		Human Trafficking, Involuntary Servitude	0	0
Arrest Overview		Crimes Against Property		
Total Arrests	216	Arson	1	1
Adult Arrests	215	Bribery	0	0
Juvenile Arrests	1	Burglary/Breaking & Entering	13	2
Unknown Age	0	Counterfeiting/Forgery	1	0
Arrests per 100,000 population	2,584.0	Destruction/Damage/Vandalism of Property	26	1
		Embezzlement	1	1
		Extortion/Blackmail	0	0
		False Pretenses/Swindle/Confidence Game	4	0
		Credit Card/Automatic Teller Fraud	3	1
		Impersonation	2	0
		Welfare Fraud	0	0
		Wire Fraud	2	0
		Identity Theft	0	0
		Hacking/Computer Invasion	0	0
		Robbery	1	4
		Pocket-picking	0	0
		Purse-snatching	0	0
		Shoplifting	0	0
		Theft From Building	2	2
		Theft From Coin Operated Machine or Device	0	0
		Theft From Motor Vehicle	2	2
		Theft of Motor Vehicle Parts/Accessories	6	0
		All Other Larceny	17	2
		Motor Vehicle Theft	7	2
		Stolen Property Offenses	0	0
		Crimes Against Society		
		Drug/Narcotic Violations	22	11
		Drug Equipment Violations	3	0
		Betting/Wagering	0	0
		Operating/Promoting/Assisting Gambling	0	0
		Gambling Equipment Violations	0	0
		Sports Tampering	0	0
		Pornography/Obscene Material	1	1
		Prostitution	0	0
		Assisting or Promoting Prostitution	0	0
		Purchasing Prostitution	0	0
		Weapon Law Violations	4	3
		Animal Cruelty	0	0
		Total Group A Offenses	178	77
				1
Group B Arrests				
Offense	Adult	Juvenile		
Bad Checks	1	0		
Curfew/Loitering/Vagrancy Violations	0	0		
Disorderly Conduct	0	0		
Driving Under the Influence	4	0		
Drunkenness	2	0		
Family Offenses (Nonviolent)	0	0		
Liquor Law Violations	0	0		
Peeping Tom	0	0		
Runaway	0	0		
Trespass of Real Property	5	0		
All Other Offenses	126	0		
Total Group B	138	0		

(*) Offenses are counted using the FBI Units of Count for Crime

(**) The 'Arrests' column shows arrests made for incidents during the selected period, regardless of arrest date. Arrest counts for the same period may change over time.

Exmore Police Department - VA0650200 - NIBRS Agency Crime Overview - 2018

2018 Population Estimate	1,396	Offenses (*)	Arrests (**)		
		Reported	Adult	Juvenile	
Law Enforcement Employees		Group A Offenses			
Sworn Male	6	Crimes Against Persons			
Sworn Female	0	Murder and Nonnegligent Manslaughter	0	0	0
Civilian Male	0	Negligent Manslaughter	0	0	0
Civilian Female	0	Kidnapping/Abduction	0	0	0
Total:	6	Forcible Rape	0	0	0
		Forcible Sodomy	0	0	0
		Sexual Assault With An Object	0	0	0
		Forcible Fondling	0	0	0
		Incest	0	0	0
Offense Overview		Statutory Rape	1	1	0
Incident Total	51	Aggravated Assault	1	1	0
Offense Total	56	Simple Assault	8	5	0
Group A Crimes per 100,000 population	3,653.3	Intimidation	0	0	0
		Human Trafficking, Commercial Sex Acts	0	0	0
		Human Trafficking, Involuntary Servitude	0	0	0
		Crimes Against Property			
Arrest Overview		Arson	0	0	0
Total Arrests	44	Bribery	0	0	0
Adult Arrests	41	Burglary/Breaking & Entering	5	0	0
Juvenile Arrests	3	Counterfeiting/Forgery	0	0	0
Unknown Age	0	Destruction/Damage/Vandalism of Property	5	1	0
Arrests per 100,000 population	3,151.9	Embezzlement	5	4	0
		Extortion/Blackmail	0	0	0
		False Pretenses/Swindle/Confidence Game	1	1	0
		Credit Card/Automatic Teller Fraud	2	0	0
		Impersonation	0	0	0
		Welfare Fraud	0	0	0
		Wire Fraud	0	0	0
		Identity Theft	0	0	0
		Hacking/Computer Invasion	0	0	0
		Robbery	0	0	0
		Pocket-picking	0	0	0
		Purse-snatching	0	0	0
		Shoplifting	5	4	0
		Theft From Building	0	0	0
		Theft From Coin Operated Machine or Device	0	0	0
		Theft From Motor Vehicle	1	0	0
		Theft of Motor Vehicle Parts/Accessories	2	0	0
		All Other Larceny	11	3	1
		Motor Vehicle Theft	1	0	0
		Stolen Property Offenses	0	0	0
		Crimes Against Society			
		Drug/Narcotic Violations	6	6	0
		Drug Equipment Violations	0	0	0
		Betting/Wagering	0	0	0
		Operating/Promoting/Assisting Gambling	0	0	0
		Gambling Equipment Violations	0	0	0
		Sports Tampering	0	0	0
		Pornography/Obscene Material	0	0	0
		Prostitution	0	0	0
		Assisting or Promoting Prostitution	0	0	0
		Purchasing Prostitution	0	0	0
		Weapon Law Violations	2	0	1
		Animal Cruelty	0	0	0
		Total Group A Offenses	56	26	2
		Group B Arrests			
		Offense	Adult	Juvenile	
		Bad Checks	0	0	
		Curfew/Loitering/Vagrancy Violations	0	0	
		Disorderly Conduct	2	0	
		Driving Under the Influence	3	0	
		Drunkenness	4	0	
		Family Offenses (Nonviolent)	0	0	
		Liquor Law Violations	0	0	
		Peeping Tom	0	0	
		Runaway	0	0	
		Trespass of Real Property	0	0	
		All Other Offenses	6	1	
		Total Group B	15	1	

(*) Offenses are counted using the FBI Units of Count for Crime

(**) The 'Arrests' column shows arrests made for incidents during the selected period, regardless of arrest date. Arrest counts for the same period may change over time.

Fairfax City Police - VA1075000 - NIBRS Agency Crime Overview - 2018

2018 Population Estimate	24,552	Offenses (*)	Arrests (**)		
		Reported	Adult	Juvenile	
Law Enforcement Employees		Group A Offenses			
		Crimes Against Persons			
Sworn Male	52	Murder and Nonnegligent Manslaughter	0	0	0
Sworn Female	10	Negligent Manslaughter	0	0	0
Civilian Male	6	Kidnapping/Abduction	3	1	0
Civilian Female	13	Forcible Rape	4	0	0
Total:	81	Forcible Sodomy	0	0	0
		Sexual Assault With An Object	1	0	0
		Forcible Fondling	10	0	0
		Incest	0	0	0
Offense Overview		Statutory Rape	0	0	0
Incident Total	973	Aggravated Assault	6	2	1
Offense Total	1,047	Simple Assault	225	53	0
Group A Crimes per 100,000 population	3,963.0	Intimidation	11	2	1
		Human Trafficking, Commercial Sex Acts	0	0	0
		Human Trafficking, Involuntary Servitude	0	0	0
		Crimes Against Property			
Arrest Overview		Arson	1	0	0
Total Arrests	497	Bribery	0	0	0
Adult Arrests	488	Burglary/Breaking & Entering	13	5	0
Juvenile Arrests	9	Counterfeiting/Forgery	18	0	0
Unknown Age	0	Destruction/Damage/Vandalism of Property	108	4	0
Arrests per 100,000 population	2,024.3	Embezzlement	12	5	0
		Extortion/Blackmail	2	0	0
		False Pretenses/Swindle/Confidence Game	47	9	0
		Credit Card/Automatic Teller Fraud	16	0	0
		Impersonation	14	3	0
		Welfare Fraud	0	0	0
		Wire Fraud	0	0	0
		Identity Theft	0	0	0
		Hacking/Computer Invasion	0	0	0
		Robbery	13	2	3
		Pocket-picking	2	0	0
		Purse-snatching	2	0	0
		Shoplifting	104	25	2
		Theft From Building	58	4	0
		Theft From Coin Operated Machine or Device	0	0	0
		Theft From Motor Vehicle	46	2	0
		Theft of Motor Vehicle Parts/Accessories	3	0	0
		All Other Larceny	158	7	0
		Motor Vehicle Theft	26	3	1
		Stolen Property Offenses	3	1	0
		Crimes Against Society			
		Drug/Narcotic Violations	107	80	0
		Drug Equipment Violations	3	1	0
		Betting/Wagering	0	0	0
		Operating/Promoting/Assisting Gambling	0	0	0
		Gambling Equipment Violations	0	0	0
		Sports Tampering	0	0	0
		Pornography/Obscene Material	26	2	0
		Prostitution	0	0	0
		Assisting or Promoting Prostitution	0	0	0
		Purchasing Prostitution	0	0	0
		Weapon Law Violations	5	0	0
		Animal Cruelty	0	0	0
		Total Group A Offenses	1,047	211	8
		Group B Arrests			
		Offense	Adult	Juvenile	
		Bad Checks	0	0	
		Curfew/Loitering/Vagrancy Violations	2	0	
		Disorderly Conduct	1	0	
		Driving Under the Influence	58	0	
		Drunkenness	189	0	
		Family Offenses (Nonviolent)	0	0	
		Liquor Law Violations	1	0	
		Peeping Tom	0	0	
		Runaway	0	0	
		Trespass of Real Property	15	0	
		All Other Offenses	11	1	
		Total Group B	277	1	

(*) Offenses are counted using the FBI Units of Count for Crime

(**) The 'Arrests' column shows arrests made for incidents during the selected period, regardless of arrest date. Arrest counts for the same period may change over time.

Fairfax County Police Department - VA0290100 - NIBRS Agency Crime Overview - 2018

2018 Population Estimate	1,104,902	Offenses (*)	Arrests (**)		
		Reported	Adult	Juvenile	
Law Enforcement Employees		Group A Offenses			
Sworn Male	1,212	Crimes Against Persons			
Sworn Female	205	Murder and Nonnegligent Manslaughter	14	10	0
Civilian Male	133	Negligent Manslaughter	0	0	0
Civilian Female	177	Kidnapping/Abduction	98	63	11
Total:	1,727	Forcible Rape	124	2	0
		Forcible Sodomy	35	13	3
		Sexual Assault With An Object	21	6	2
		Forcible Fondling	143	22	3
Offense Overview		Incest	2	0	0
Incident Total	33,137	Statutory Rape	2	5	0
Offense Total	37,102	Aggravated Assault	374	253	30
Group A Crimes per 100,000 population	2,999.1	Simple Assault	6,217	1,662	261
		Intimidation	865	69	17
		Human Trafficking, Commercial Sex Acts	0	0	0
		Human Trafficking, Involuntary Servitude	0	0	0
Arrest Overview		Crimes Against Property			
Total Arrests	23,260	Arson	24	3	3
Adult Arrests	19,753	Bribery	3	3	0
Juvenile Arrests	3,507	Burglary/Breaking & Entering	754	101	47
Unknown Age	0	Counterfeiting/Forgery	484	129	6
Arrests per 100,000 population	2,105.2	Destruction/Damage/Vandalism of Property	4,184	170	57
		Embezzlement	153	88	6
		Extortion/Blackmail	86	5	1
		False Pretenses/Swindle/Confidence Game	1,015	355	13
		Credit Card/Automatic Teller Fraud	669	10	4
		Impersonation	1,369	85	18
		Welfare Fraud	6	5	0
		Wire Fraud	37	0	0
		Identity Theft	0	0	0
		Hacking/Computer Invasion	0	0	0
		Robbery	353	97	62
		Pocket-picking	49	94	51
		Purse-snatching	28	0	0
		Shoplifting	4,431	211	93
		Theft From Building	1,292	0	0
		Theft From Coin Operated Machine or Device	6	0	0
		Theft From Motor Vehicle	2,484	0	0
		Theft of Motor Vehicle Parts/Accessories	464	0	0
		All Other Larceny	3,065	2,419	858
		Motor Vehicle Theft	841	84	24
		Stolen Property Offenses	36	47	11
		Crimes Against Society			
		Drug/Narcotic Violations	6,073	4,699	525
		Drug Equipment Violations	565	34	0
		Betting/Wagering	0	0	0
		Operating/Promoting/Assisting Gambling	0	0	0
		Gambling Equipment Violations	0	0	0
		Sports Tampering	0	0	0
		Pornography/Obscene Material	171	14	12
		Prostitution	31	5	0
		Assisting or Promoting Prostitution	11	31	0
		Purchasing Prostitution	0	0	0
		Weapon Law Violations	523	87	28
		Animal Cruelty	0	0	0
		Total Group A Offenses	37,102	10,881	2,146
		Group B Arrests			
		Offense	Adult	Juvenile	
		Bad Checks	23	0	
		Curfew/Loitering/Vagrancy Violations	0	0	
		Disorderly Conduct	137	55	
		Driving Under the Influence	1,820	4	
		Drunkenness	2,169	19	
		Family Offenses (Nonviolent)	60	7	
		Liquor Law Violations	420	101	
		Peeping Tom	5	0	
		Runaway	0	792	
		Trespass of Real Property	516	175	
		All Other Offenses	3,722	208	
		Total Group B	8,872	1,361	

(*) Offenses are counted using the FBI Units of Count for Crime

(**) The 'Arrests' column shows arrests made for incidents during the selected period, regardless of arrest date. Arrest counts for the same period may change over time.

Falls Church Police Department - VA1080000 - NIBRS Agency Crime Overview - 2018

2018 Population Estimate	14,460	Offenses (*)	Arrests (**)	
		Reported	Adult	Juvenile
Law Enforcement Employees		Group A Offenses		
		Crimes Against Persons		
Sworn Male	24	Murder and Nonnegligent Manslaughter	0	0
Sworn Female	8	Negligent Manslaughter	0	0
Civilian Male	2	Kidnapping/Abduction	3	2
Civilian Female	6	Forcible Rape	1	0
Total:	40	Forcible Sodomy	0	0
		Sexual Assault With An Object	0	0
		Forcible Fondling	7	0
Offense Overview		Incest	0	0
Incident Total	478	Statutory Rape	0	0
Offense Total	534	Aggravated Assault	8	3
Group A Crimes per 100,000 population	3,305.7	Simple Assault	100	32
		Intimidation	21	1
		Human Trafficking, Commercial Sex Acts	0	0
		Human Trafficking, Involuntary Servitude	0	0
Arrest Overview		Crimes Against Property		
Total Arrests	379	Arson	1	1
Adult Arrests	361	Bribery	0	0
Juvenile Arrests	18	Burglary/Breaking & Entering	15	1
Unknown Age	0	Counterfeiting/Forgery	1	0
Arrests per 100,000 population	2,621.0	Destruction/Damage/Vandalism of Property	76	5
		Embezzlement	2	0
		Extortion/Blackmail	1	0
		False Pretenses/Swindle/Confidence Game	20	7
		Credit Card/Automatic Teller Fraud	10	1
		Impersonation	8	6
		Welfare Fraud	0	0
		Wire Fraud	5	0
		Identity Theft	0	0
		Hacking/Computer Invasion	0	0
		Robbery	3	0
		Pocket-picking	1	3
		Purse-snatching	0	0
		Shoplifting	21	1
		Theft From Building	63	0
		Theft From Coin Operated Machine or Device	0	0
		Theft From Motor Vehicle	32	0
		Theft of Motor Vehicle Parts/Accessories	6	0
		All Other Larceny	26	7
		Motor Vehicle Theft	13	0
		Stolen Property Offenses	3	0
		Crimes Against Society		
		Drug/Narcotic Violations	77	70
		Drug Equipment Violations	3	0
		Betting/Wagering	0	0
		Operating/Promoting/Assisting Gambling	0	0
		Gambling Equipment Violations	0	0
		Sports Tampering	0	0
		Pornography/Obscene Material	1	0
		Prostitution	1	2
		Assisting or Promoting Prostitution	1	0
		Purchasing Prostitution	0	0
		Weapon Law Violations	4	0
		Animal Cruelty	0	0
		Total Group A Offenses	534	142
				2
Group B Arrests				
Offense	Adult	Juvenile		
Bad Checks	0	0		
Curfew/Loitering/Vagrancy Violations	0	0		
Disorderly Conduct	2	5		
Driving Under the Influence	39	0		
Drunkenness	53	0		
Family Offenses (Nonviolent)	0	0		
Liquor Law Violations	1	2		
Peeping Tom	0	0		
Runaway	0	0		
Trespass of Real Property	10	1		
All Other Offenses	114	8		
Total Group B	219	16		

(*) Offenses are counted using the FBI Units of Count for Crime

(**) The 'Arrests' column shows arrests made for incidents during the selected period, regardless of arrest date. Arrest counts for the same period may change over time.

Farmville Police Department - VA0730100 - NIBRS Agency Crime Overview - 2018

2018 Population Estimate		7,831	Offenses (*)	Arrests (**)	
Law Enforcement Employees			Reported	Adult	Juvenile
Group A Offenses					
Crimes Against Persons					
Sworn Male	24	Murder and Nonnegligent Manslaughter	1	0	0
Sworn Female	3	Negligent Manslaughter	0	0	0
Civilian Male	0	Kidnapping/Abduction	0	0	0
Civilian Female	2	Forcible Rape	3	1	0
Total:	29	Forcible Sodomy	0	0	0
Offense Overview					
Incident Total	385	Sexual Assault With An Object	0	0	0
Offense Total	421	Forcible Fondling	1	0	0
Group A Crimes per 100,000 population	4,916.4	Incest	0	0	0
Arrest Overview					
Total Arrests	331	Statutory Rape	0	0	0
Adult Arrests	316	Aggravated Assault	6	4	1
Juvenile Arrests	15	Simple Assault	61	28	0
Unknown Age	0	Intimidation	3	0	0
Arrests per 100,000 population	4,226.8	Human Trafficking, Commercial Sex Acts	0	0	0
Crimes Against Property					
Group B Arrests					
Offense	Adult	Juvenile			
Arson	0	0	Human Trafficking, Involuntary Servitude	0	0
Bribery	0	0	Crimes Against Property		
Burglary/Breaking & Entering	16	2	Arson	0	0
Counterfeiting/Forgery	21	1	Bribery	0	0
Destruction/Damage/Vandalism of Property	71	8	Burglary/Breaking & Entering	16	2
Embezzlement	2	0	Counterfeiting/Forgery	21	1
Extortion/Blackmail	0	0	Destruction/Damage/Vandalism of Property	71	8
False Pretenses/Swindle/Confidence Game	9	1	Embezzlement	2	0
Credit Card/Automatic Teller Fraud	10	1	Extortion/Blackmail	0	0
Impersonation	1	0	False Pretenses/Swindle/Confidence Game	9	1
Welfare Fraud	0	0	Credit Card/Automatic Teller Fraud	10	1
Wire Fraud	2	0	Impersonation	1	0
Identity Theft	0	0	Welfare Fraud	0	0
Hacking/Computer Invasion	0	0	Wire Fraud	2	0
Robbery	0	0	Identity Theft	0	0
Pocket-picking	0	0	Hacking/Computer Invasion	0	0
Purse-snatching	0	0	Robbery	0	0
Shoplifting	45	27	Pocket-picking	0	0
Theft From Building	3	0	Purse-snatching	0	0
Theft From Coin Operated Machine or Device	1	0	Shoplifting	45	27
Theft From Motor Vehicle	11	2	Theft From Building	3	0
Theft of Motor Vehicle Parts/Accessories	2	0	Theft From Coin Operated Machine or Device	1	0
All Other Larceny	74	10	Theft From Motor Vehicle	11	2
Motor Vehicle Theft	11	1	Theft of Motor Vehicle Parts/Accessories	2	0
Stolen Property Offenses	5	1	All Other Larceny	74	10
Crimes Against Society					
Drug/Narcotic Violations	49	39	Motor Vehicle Theft	11	1
Drug Equipment Violations	3	0	Stolen Property Offenses	5	1
Betting/Wagering	0	0	Crimes Against Society		
Operating/Promoting/Assisting Gambling	0	0	Drug/Narcotic Violations	49	39
Gambling Equipment Violations	0	0	Drug Equipment Violations	3	0
Sports Tampering	0	0	Betting/Wagering	0	0
Pornography/Obscene Material	0	0	Operating/Promoting/Assisting Gambling	0	0
Prostitution	0	0	Gambling Equipment Violations	0	0
Assisting or Promoting Prostitution	0	0	Sports Tampering	0	0
Purchasing Prostitution	0	0	Pornography/Obscene Material	0	0
Weapon Law Violations	10	4	Prostitution	0	0
Animal Cruelty	0	0	Assisting or Promoting Prostitution	0	0
Total Group A Offenses	421	130	Purchasing Prostitution	0	0
			Weapon Law Violations	10	4
			Animal Cruelty	0	0
			Total Group A Offenses	421	130
					14

(*) Offenses are counted using the FBI Units of Count for Crime

(**) The 'Arrests' column shows arrests made for incidents during the selected period, regardless of arrest date. Arrest counts for the same period may change over time.

Fauquier County Sheriff's Office - VA0300000 - NIBRS Agency Crime Overview - 2018

2018 Population Estimate	59,636	Offenses (*)	Arrests (**)		
		Reported	Adult	Juvenile	
Law Enforcement Employees		Group A Offenses			
		Crimes Against Persons			
Sworn Male	120	Murder and Nonnegligent Manslaughter	4	1	0
Sworn Female	13	Negligent Manslaughter	0	0	0
Civilian Male	5	Kidnapping/Abduction	2	0	0
Civilian Female	38	Forcible Rape	14	0	0
Total:	176	Forcible Sodomy	4	0	0
		Sexual Assault With An Object	0	0	0
		Forcible Fondling	27	4	0
		Incest	0	0	0
Offense Overview		Statutory Rape	1	1	0
Incident Total	1,398	Aggravated Assault	25	20	0
Offense Total	1,626	Simple Assault	368	100	9
Group A Crimes per 100,000 population	2,344.2	Intimidation	31	8	0
		Human Trafficking, Commercial Sex Acts	0	0	0
		Human Trafficking, Involuntary Servitude	0	0	0
Arrest Overview		Crimes Against Property			
Total Arrests	1,364	Arson	6	2	0
Adult Arrests	1,322	Bribery	0	0	0
Juvenile Arrests	42	Burglary/Breaking & Entering	39	5	0
Unknown Age	0	Counterfeiting/Forgery	20	8	1
Arrests per 100,000 population	2,287.2	Destruction/Damage/Vandalism of Property	236	21	3
		Embezzlement	11	4	0
		Extortion/Blackmail	3	0	0
		False Pretenses/Swindle/Confidence Game	51	4	0
		Credit Card/Automatic Teller Fraud	49	1	0
		Impersonation	43	7	0
		Welfare Fraud	0	0	0
		Wire Fraud	29	0	0
		Identity Theft	0	0	0
		Hacking/Computer Invasion	0	0	0
		Robbery	4	2	0
		Pocket-picking	0	1	0
		Purse-snatching	0	0	0
		Shoplifting	15	2	0
		Theft From Building	44	1	0
		Theft From Coin Operated Machine or Device	0	0	0
		Theft From Motor Vehicle	43	0	0
		Theft of Motor Vehicle Parts/Accessories	8	0	0
		All Other Larceny	123	39	1
		Motor Vehicle Theft	10	2	0
		Stolen Property Offenses	8	1	0
		Crimes Against Society			
		Drug/Narcotic Violations	313	250	6
		Drug Equipment Violations	25	5	1
		Betting/Wagering	0	0	0
		Operating/Promoting/Assisting Gambling	0	0	0
		Gambling Equipment Violations	0	0	0
		Sports Tampering	0	0	0
		Pornography/Obscene Material	12	3	1
		Prostitution	0	0	0
		Assisting or Promoting Prostitution	0	0	0
		Purchasing Prostitution	0	0	0
		Weapon Law Violations	58	19	3
		Animal Cruelty	0	0	0
		Total Group A Offenses	1,626	511	25
Group B Arrests					
Offense	Adult	Juvenile			
Bad Checks	5	0			
Curfew/Loitering/Vagrancy Violations	0	2			
Disorderly Conduct	5	0			
Driving Under the Influence	154	1			
Drunkenness	89	0			
Family Offenses (Nonviolent)	5	0			
Liquor Law Violations	14	0			
Peeping Tom	0	0			
Runaway	0	0			
Trespass of Real Property	14	0			
All Other Offenses	525	14			
Total Group B	811	17			

(*) Offenses are counted using the FBI Units of Count for Crime

(**) The 'Arrests' column shows arrests made for incidents during the selected period, regardless of arrest date. Arrest counts for the same period may change over time.

Floyd County Sheriff's Office - VA0310000 - NIBRS Agency Crime Overview - 2018

2018 Population Estimate	15,643	Offenses (*)	Arrests (**)		
		Reported	Adult	Juvenile	
Law Enforcement Employees		Group A Offenses			
		Crimes Against Persons			
Sworn Male	21	Murder and Nonnegligent Manslaughter	0	0	0
Sworn Female	3	Negligent Manslaughter	0	0	0
Civilian Male	1	Kidnapping/Abduction	2	2	0
Civilian Female	8	Forcible Rape	1	0	1
Total:	33	Forcible Sodomy	2	0	0
		Sexual Assault With An Object	1	1	0
		Forcible Fondling	4	0	0
Offense Overview		Incest	0	0	0
Incident Total	330	Statutory Rape	0	0	0
Offense Total	387	Aggravated Assault	12	8	0
Group A Crimes per 100,000 population	2,109.6	Simple Assault	37	26	2
		Intimidation	10	5	0
		Human Trafficking, Commercial Sex Acts	0	0	0
		Human Trafficking, Involuntary Servitude	0	0	0
Arrest Overview		Crimes Against Property			
Total Arrests	227	Arson	1	0	0
Adult Arrests	206	Bribery	0	0	0
Juvenile Arrests	21	Burglary/Breaking & Entering	31	7	0
Unknown Age	0	Counterfeiting/Forgery	6	0	0
Arrests per 100,000 population	1,451.1	Destruction/Damage/Vandalism of Property	35	2	0
		Embezzlement	2	0	0
		Extortion/Blackmail	0	0	0
		False Pretenses/Swindle/Confidence Game	16	3	0
		Credit Card/Automatic Teller Fraud	9	2	0
		Impersonation	1	0	0
		Welfare Fraud	0	0	0
		Wire Fraud	2	0	0
		Identity Theft	0	0	0
		Hacking/Computer Invasion	0	0	0
		Robbery	1	0	0
		Pocket-picking	0	0	0
		Purse-snatching	0	0	0
		Shoplifting	4	2	0
		Theft From Building	12	1	0
		Theft From Coin Operated Machine or Device	0	0	0
		Theft From Motor Vehicle	8	0	0
		Theft of Motor Vehicle Parts/Accessories	3	0	0
		All Other Larceny	41	6	1
		Motor Vehicle Theft	10	3	0
		Stolen Property Offenses	1	1	0
		Crimes Against Society			
		Drug/Narcotic Violations	77	39	2
		Drug Equipment Violations	27	0	0
		Betting/Wagering	0	0	0
		Operating/Promoting/Assisting Gambling	0	0	0
		Gambling Equipment Violations	0	0	0
		Sports Tampering	0	0	0
		Pornography/Obscene Material	9	0	3
		Prostitution	0	0	0
		Assisting or Promoting Prostitution	0	0	0
		Purchasing Prostitution	0	0	0
		Weapon Law Violations	22	7	2
		Animal Cruelty	0	0	0
		Total Group A Offenses	387	115	11
Group B Arrests					
Offense	Adult	Juvenile			
Bad Checks	6	0			
Curfew/Loitering/Vagrancy Violations	0	0			
Disorderly Conduct	2	1			
Driving Under the Influence	19	0			
Drunkenness	5	0			
Family Offenses (Nonviolent)	8	1			
Liquor Law Violations	2	0			
Peeping Tom	0	0			
Runaway	0	0			
Trespass of Real Property	7	0			
All Other Offenses	42	8			
Total Group B	91	10			

(*) Offenses are counted using the FBI Units of Count for Crime

(**) The 'Arrests' column shows arrests made for incidents during the selected period, regardless of arrest date. Arrest counts for the same period may change over time.

Fluvanna County Sheriff's Office - VA0320000 - NIBRS Agency Crime Overview - 2018

2018 Population Estimate		26,692	Offenses (*)	Arrests (**)	
			Reported	Adult	Juvenile
Law Enforcement Employees			Group A Offenses		
			Crimes Against Persons		
Sworn Male	31		Murder and Nonnegligent Manslaughter	0	0
Sworn Female	3		Negligent Manslaughter	0	0
Civilian Male	10		Kidnapping/Abduction	2	1
Civilian Female	5		Forcible Rape	4	0
Total:	49		Forcible Sodomy	1	0
			Sexual Assault With An Object	4	0
			Forcible Fondling	4	0
			Incest	1	0
Offense Overview			Statutory Rape	0	0
Incident Total	532		Aggravated Assault	9	1
Offense Total	601		Simple Assault	153	35
Group A Crimes per 100,000 population	1,993.1		Intimidation	15	0
			Human Trafficking, Commercial Sex Acts	0	0
			Human Trafficking, Involuntary Servitude	0	0
			Crimes Against Property		
Arrest Overview			Arson	3	0
Total Arrests	273		Bribery	0	0
Adult Arrests	272		Burglary/Breaking & Entering	22	2
Juvenile Arrests	1		Counterfeiting/Forgery	8	1
Unknown Age	0		Destruction/Damage/Vandalism of Property	81	3
Arrests per 100,000 population	1,022.8		Embezzlement	4	0
			Extortion/Blackmail	1	0
			False Pretenses/Swindle/Confidence Game	13	1
			Credit Card/Automatic Teller Fraud	11	0
			Impersonation	8	0
			Welfare Fraud	0	0
			Wire Fraud	6	0
			Identity Theft	0	0
			Hacking/Computer Invasion	0	0
			Robbery	1	1
			Pocket-picking	0	0
			Purse-snatching	0	0
			Shoplifting	8	4
			Theft From Building	6	0
			Theft From Coin Operated Machine or Device	1	0
			Theft From Motor Vehicle	16	0
			Theft of Motor Vehicle Parts/Accessories	6	0
			All Other Larceny	70	2
			Motor Vehicle Theft	12	1
			Stolen Property Offenses	7	0
			Crimes Against Society		
			Drug/Narcotic Violations	92	39
			Drug Equipment Violations	9	1
			Betting/Wagering	0	0
			Operating/Promoting/Assisting Gambling	0	0
			Gambling Equipment Violations	0	0
			Sports Tampering	0	0
			Pornography/Obscene Material	8	1
			Prostitution	0	0
			Assisting or Promoting Prostitution	0	0
			Purchasing Prostitution	0	0
			Weapon Law Violations	15	1
			Animal Cruelty	0	0
			Total Group A Offenses	601	94
					1
Group B Arrests					
Offense	Adult	Juvenile			
Bad Checks	0	0			
Curfew/Loitering/Vagrancy Violations	0	0			
Disorderly Conduct	3	0			
Driving Under the Influence	65	0			
Drunkenness	1	0			
Family Offenses (Nonviolent)	8	0			
Liquor Law Violations	1	0			
Peeping Tom	0	0			
Runaway	0	0			
Trespass of Real Property	5	0			
All Other Offenses	95	0			
Total Group B	178	0			

(*) Offenses are counted using the FBI Units of Count for Crime

(**) The 'Arrests' column shows arrests made for incidents during the selected period, regardless of arrest date. Arrest counts for the same period may change over time.

Franklin County Sheriff's Office - VA0330000 - NIBRS Agency Crime Overview - 2018

2018 Population Estimate		51,363	Offenses (*)	Arrests (**)		
			Reported	Adult	Juvenile	
Law Enforcement Employees			Group A Offenses			
			Crimes Against Persons			
Sworn Male	68		Murder and Nonnegligent Manslaughter	2	1	0
Sworn Female	12		Negligent Manslaughter	0	0	0
Civilian Male	6		Kidnapping/Abduction	6	4	0
Civilian Female	15		Forcible Rape	14	1	1
Total:	101		Forcible Sodomy	4	1	1
			Sexual Assault With An Object	6	0	0
			Forcible Fondling	17	1	1
Offense Overview			Incest	1	0	0
Incident Total	1,828		Statutory Rape	0	1	0
Offense Total	2,361		Aggravated Assault	40	27	0
Group A Crimes per 100,000 population	3,559.0		Simple Assault	367	206	4
			Intimidation	41	16	1
			Human Trafficking, Commercial Sex Acts	0	0	0
			Human Trafficking, Involuntary Servitude	0	0	0
Arrest Overview			Crimes Against Property			
Total Arrests	2,519		Arson	4	1	0
Adult Arrests	2,416		Bribery	0	0	0
Juvenile Arrests	103		Burglary/Breaking & Entering	97	45	0
Unknown Age	0		Counterfeiting/Forgery	17	3	0
Arrests per 100,000 population	4,904.3		Destruction/Damage/Vandalism of Property	218	34	1
			Embezzlement	3	2	0
			Extortion/Blackmail	1	0	0
			False Pretenses/Swindle/Confidence Game	45	9	0
			Credit Card/Automatic Teller Fraud	31	2	0
			Impersonation	19	2	0
			Welfare Fraud	0	0	0
			Wire Fraud	14	0	0
			Identity Theft	1	1	0
			Hacking/Computer Invasion	0	0	0
			Robbery	1	0	0
			Pocket-picking	1	0	0
			Purse-snatching	0	0	0
			Shoplifting	22	8	0
			Theft From Building	89	13	0
			Theft From Coin Operated Machine or Device	0	0	0
			Theft From Motor Vehicle	47	3	0
			Theft of Motor Vehicle Parts/Accessories	22	1	0
			All Other Larceny	191	32	1
			Motor Vehicle Theft	66	22	1
			Stolen Property Offenses	11	4	0
			Crimes Against Society			
			Drug/Narcotic Violations	586	522	11
			Drug Equipment Violations	285	20	0
			Betting/Wagering	0	0	0
			Operating/Promoting/Assisting Gambling	0	0	0
			Gambling Equipment Violations	0	0	0
			Sports Tampering	0	0	0
			Pornography/Obscene Material	6	0	0
			Prostitution	0	0	0
			Assisting or Promoting Prostitution	0	0	0
			Purchasing Prostitution	0	0	0
			Weapon Law Violations	86	27	0
			Animal Cruelty	0	0	0
			Total Group A Offenses	2,361	1,009	22
Group B Arrests						
Offense	Adult	Juvenile				
Bad Checks	5	0				
Curfew/Loitering/Vagrancy Violations	0	0				
Disorderly Conduct	19	2				
Driving Under the Influence	95	0				
Drunkenness	138	0				
Family Offenses (Nonviolent)	6	0				
Liquor Law Violations	18	1				
Peeping Tom	0	0				
Runaway	0	0				
Trespass of Real Property	40	2				
All Other Offenses	1,086	76				
Total Group B	1,407	81				

(*) Offenses are counted using the FBI Units of Count for Crime

(**) The 'Arrests' column shows arrests made for incidents during the selected period, regardless of arrest date. Arrest counts for the same period may change over time.

Franklin Police Department - VA1085000 - NIBRS Agency Crime Overview - 2018

2018 Population Estimate		8,308	Offenses (*)	Arrests (**)	
			Reported	Adult	Juvenile
Law Enforcement Employees			Group A Offenses		
			Crimes Against Persons		
Sworn Male	25		Murder and Nonnegligent Manslaughter	1	1
Sworn Female	2		Negligent Manslaughter	0	0
Civilian Male	1		Kidnapping/Abduction	4	4
Civilian Female	9		Forcible Rape	4	1
Total:	37		Forcible Sodomy	1	0
			Sexual Assault With An Object	1	1
			Forcible Fondling	3	0
Offense Overview			Incest	0	0
Incident Total	803		Statutory Rape	0	0
Offense Total	946		Aggravated Assault	11	7
Group A Crimes per 100,000 population	9,665.4		Simple Assault	225	89
			Intimidation	11	3
			Human Trafficking, Commercial Sex Acts	0	0
			Human Trafficking, Involuntary Servitude	0	0
Arrest Overview			Crimes Against Property		
Total Arrests	524		Arson	2	0
Adult Arrests	500		Bribery	0	0
Juvenile Arrests	22		Burglary/Breaking & Entering	39	6
Unknown Age	2		Counterfeiting/Forgery	17	3
Arrests per 100,000 population	6,307.2		Destruction/Damage/Vandalism of Property	163	10
			Embezzlement	7	3
			Extortion/Blackmail	1	0
			False Pretenses/Swindle/Confidence Game	21	4
			Credit Card/Automatic Teller Fraud	14	1
			Impersonation	1	0
			Welfare Fraud	0	0
			Wire Fraud	1	0
			Identity Theft	0	0
			Hacking/Computer Invasion	0	0
			Robbery	7	2
			Pocket-picking	0	0
			Purse-snatching	1	1
			Shoplifting	90	62
			Theft From Building	21	2
			Theft From Coin Operated Machine or Device	1	0
			Theft From Motor Vehicle	57	0
			Theft of Motor Vehicle Parts/Accessories	6	1
			All Other Larceny	118	15
			Motor Vehicle Theft	20	2
			Stolen Property Offenses	4	3
			Crimes Against Society		
			Drug/Narcotic Violations	49	27
			Drug Equipment Violations	4	1
			Betting/Wagering	1	0
			Operating/Promoting/Assisting Gambling	0	0
			Gambling Equipment Violations	0	0
			Sports Tampering	0	0
			Pornography/Obscene Material	0	0
			Prostitution	0	0
			Assisting or Promoting Prostitution	0	0
			Purchasing Prostitution	0	0
			Weapon Law Violations	40	9
			Animal Cruelty	0	0
			Total Group A Offenses	946	258
					6
Group B Arrests					
Offense	Adult	Juvenile			
Bad Checks	1	0			
Curfew/Loitering/Vagrancy Violations	1	0			
Disorderly Conduct	3	4			
Driving Under the Influence	16	0			
Drunkenness	28	0			
Family Offenses (Nonviolent)	1	0			
Liquor Law Violations	0	0			
Peeping Tom	0	0			
Runaway	0	0			
Trespass of Real Property	17	0			
All Other Offenses	175	12			
Total Group B	242	16			

(*) Offenses are counted using the FBI Units of Count for Crime

(**) The 'Arrests' column shows arrests made for incidents during the selected period, regardless of arrest date. Arrest counts for the same period may change over time.

Frederick County Sheriff's Office - VA0340000 - NIBRS Agency Crime Overview - 2018

2018 Population Estimate	84,424	Offenses (*)	Arrests (**)	
		Reported	Adult	Juvenile
Law Enforcement Employees		Group A Offenses		
		Crimes Against Persons		
Sworn Male	114	Murder and Nonnegligent Manslaughter	0	0
Sworn Female	13	Negligent Manslaughter	0	0
Civilian Male	0	Kidnapping/Abduction	15	2
Civilian Female	10	Forcible Rape	13	0
Total:	137	Forcible Sodomy	5	1
		Sexual Assault With An Object	1	0
		Forcible Fondling	57	4
		Incest	0	0
Offense Overview		Statutory Rape	1	0
Incident Total	3,133	Aggravated Assault	44	24
Offense Total	3,412	Simple Assault	736	231
Group A Crimes per 100,000 population	3,711.0	Intimidation	59	6
		Human Trafficking, Commercial Sex Acts	0	0
		Human Trafficking, Involuntary Servitude	0	0
		Crimes Against Property		
Arrest Overview		Arson	1	0
Total Arrests	2,620	Bribery	2	0
Adult Arrests	2,437	Burglary/Breaking & Entering	87	11
Juvenile Arrests	183	Counterfeiting/Forgery	61	13
Unknown Age	0	Destruction/Damage/Vandalism of Property	451	29
Arrests per 100,000 population	3,103.4	Embezzlement	16	5
		Extortion/Blackmail	5	3
		False Pretenses/Swindle/Confidence Game	155	38
		Credit Card/Automatic Teller Fraud	0	0
		Impersonation	0	0
		Welfare Fraud	0	0
		Wire Fraud	55	0
		Identity Theft	0	0
		Hacking/Computer Invasion	0	0
		Robbery	7	3
		Pocket-picking	0	0
		Purse-snatching	1	0
		Shoplifting	237	66
		Theft From Building	187	0
		Theft From Coin Operated Machine or Device	1	0
		Theft From Motor Vehicle	269	0
		Theft of Motor Vehicle Parts/Accessories	32	0
		All Other Larceny	192	143
		Motor Vehicle Theft	63	0
		Stolen Property Offenses	9	8
		Crimes Against Society		
		Drug/Narcotic Violations	506	379
		Drug Equipment Violations	52	6
		Betting/Wagering	0	0
		Operating/Promoting/Assisting Gambling	0	0
		Gambling Equipment Violations	0	0
		Sports Tampering	0	0
		Pornography/Obscene Material	43	4
		Prostitution	0	0
		Assisting or Promoting Prostitution	0	0
		Purchasing Prostitution	0	0
		Weapon Law Violations	49	20
		Animal Cruelty	0	0
		Total Group A Offenses	3,412	1,009
			79	

Group B Arrests		
Offense	Adult	Juvenile
Bad Checks	9	0
Curfew/Loitering/Vagrancy Violations	0	0
Disorderly Conduct	4	1
Driving Under the Influence	179	0
Drunkenness	140	0
Family Offenses (Nonviolent)	5	0
Liquor Law Violations	3	0
Peeping Tom	0	0
Runaway	0	0
Trespass of Real Property	11	1
All Other Offenses	1,077	102
Total Group B	1,428	104

(*) Offenses are counted using the FBI Units of Count for Crime

(**) The 'Arrests' column shows arrests made for incidents during the selected period, regardless of arrest date. Arrest counts for the same period may change over time.

Fredericksburg Police Department - VA1090000 - NIBRS Agency Crime Overview - 2018

2018 Population Estimate		28,387	Offenses (*)	Arrests (**)	
			Reported	Adult	Juvenile
Law Enforcement Employees			Group A Offenses		
			Crimes Against Persons		
Sworn Male	56		Murder and Nonnegligent Manslaughter	2	2
Sworn Female	13		Negligent Manslaughter	1	0
Civilian Male	1		Kidnapping/Abduction	15	16
Civilian Female	24		Forcible Rape	10	0
Total:	94		Forcible Sodomy	2	0
			Sexual Assault With An Object	2	0
			Forcible Fondling	19	5
Offense Overview			Incest	4	0
Incident Total	2,841		Statutory Rape	0	0
Offense Total	3,308		Aggravated Assault	78	39
Group A Crimes per 100,000 population	10,008.1		Simple Assault	833	214
			Intimidation	74	21
			Human Trafficking, Commercial Sex Acts	0	0
			Human Trafficking, Involuntary Servitude	0	0
Arrest Overview			Crimes Against Property		
Total Arrests	2,169		Arson	4	2
Adult Arrests	2,146		Bribery	1	1
Juvenile Arrests	23		Burglary/Breaking & Entering	59	12
Unknown Age	0		Counterfeiting/Forgery	21	15
Arrests per 100,000 population	7,640.8		Destruction/Damage/Vandalism of Property	393	30
			Embezzlement	13	10
			Extortion/Blackmail	5	0
			False Pretenses/Swindle/Confidence Game	145	16
			Credit Card/Automatic Teller Fraud	64	1
			Impersonation	23	6
			Welfare Fraud	1	1
			Wire Fraud	8	0
			Identity Theft	0	0
			Hacking/Computer Invasion	0	0
			Robbery	16	5
			Pocket-picking	1	0
			Purse-snatching	1	0
			Shoplifting	381	216
			Theft From Building	124	0
			Theft From Coin Operated Machine or Device	0	0
			Theft From Motor Vehicle	141	0
			Theft of Motor Vehicle Parts/Accessories	32	0
			All Other Larceny	229	72
			Motor Vehicle Theft	40	1
			Stolen Property Offenses	6	11
			Crimes Against Society		
			Drug/Narcotic Violations	454	295
			Drug Equipment Violations	61	4
			Betting/Wagering	0	0
			Operating/Promoting/Assisting Gambling	0	0
			Gambling Equipment Violations	0	0
			Sports Tampering	0	0
			Pornography/Obscene Material	7	4
			Prostitution	1	0
			Assisting or Promoting Prostitution	0	0
			Purchasing Prostitution	0	0
			Weapon Law Violations	37	13
			Animal Cruelty	0	0
			Total Group A Offenses	3,308	1,012
					6
Group B Arrests					
Offense	Adult	Juvenile			
Bad Checks	4	0			
Curfew/Loitering/Vagrancy Violations	0	0			
Disorderly Conduct	23	0			
Driving Under the Influence	163	0			
Drunkenness	206	0			
Family Offenses (Nonviolent)	7	0			
Liquor Law Violations	32	0			
Peeping Tom	0	0			
Runaway	0	0			
Trespass of Real Property	59	0			
All Other Offenses	640	17			
Total Group B	1,134	17			

(*) Offenses are counted using the FBI Units of Count for Crime

(**) The 'Arrests' column shows arrests made for incidents during the selected period, regardless of arrest date. Arrest counts for the same period may change over time.

Front Royal Police Department - VA0930100 - NIBRS Agency Crime Overview - 2018

2018 Population Estimate	15,239	Offenses (*)	Arrests (**)		
		Reported	Adult	Juvenile	
Law Enforcement Employees		Group A Offenses			
Sworn Male	36	Crimes Against Persons			
Sworn Female	2	Murder and Nonnegligent Manslaughter	0	0	0
Civilian Male	1	Negligent Manslaughter	0	0	0
Civilian Female	12	Kidnapping/Abduction	1	1	0
Total:	51	Forcible Rape	9	1	0
		Forcible Sodomy	1	2	0
		Sexual Assault With An Object	7	3	0
		Forcible Fondling	2	0	0
Offense Overview		Incest	0	0	0
Incident Total	1,093	Statutory Rape	0	0	0
Offense Total	1,228	Aggravated Assault	11	3	0
Group A Crimes per 100,000 population	7,172.4	Simple Assault	325	126	0
		Intimidation	66	1	0
		Human Trafficking, Commercial Sex Acts	0	0	0
		Human Trafficking, Involuntary Servitude	0	0	0
Arrest Overview		Crimes Against Property			
Total Arrests	925	Arson	1	1	0
Adult Arrests	916	Bribery	0	0	0
Juvenile Arrests	9	Burglary/Breaking & Entering	25	3	0
Unknown Age	0	Counterfeiting/Forgery	23	2	0
Arrests per 100,000 population	6,070.0	Destruction/Damage/Vandalism of Property	209	15	0
		Embezzlement	4	2	0
		Extortion/Blackmail	1	0	0
		False Pretenses/Swindle/Confidence Game	78	4	0
		Credit Card/Automatic Teller Fraud	17	1	0
		Impersonation	5	4	0
		Welfare Fraud	2	0	0
		Wire Fraud	4	0	0
		Identity Theft	0	0	0
		Hacking/Computer Invasion	0	0	0
		Robbery	6	4	0
		Pocket-picking	2	0	0
		Purse-snatching	2	0	0
		Shoplifting	34	16	0
		Theft From Building	58	0	0
		Theft From Coin Operated Machine or Device	1	0	0
		Theft From Motor Vehicle	72	0	0
		Theft of Motor Vehicle Parts/Accessories	0	0	0
		All Other Larceny	71	19	0
		Motor Vehicle Theft	15	5	0
		Stolen Property Offenses	3	2	0
		Crimes Against Society			
		Drug/Narcotic Violations	132	108	0
		Drug Equipment Violations	20	8	0
		Betting/Wagering	0	0	0
		Operating/Promoting/Assisting Gambling	0	0	0
		Gambling Equipment Violations	0	0	0
		Sports Tampering	0	0	0
		Pornography/Obscene Material	2	0	0
		Prostitution	4	1	0
		Assisting or Promoting Prostitution	0	0	0
		Purchasing Prostitution	0	0	0
		Weapon Law Violations	15	8	0
		Animal Cruelty	0	0	0
		Total Group A Offenses	1,228	340	0
Group B Arrests					
Offense	Adult	Juvenile			
Bad Checks	1	0			
Curfew/Loitering/Vagrancy Violations	0	3			
Disorderly Conduct	7	0			
Driving Under the Influence	42	0			
Drunkenness	165	0			
Family Offenses (Nonviolent)	4	0			
Liquor Law Violations	9	1			
Peeping Tom	0	0			
Runaway	0	0			
Trespass of Real Property	30	0			
All Other Offenses	318	5			
Total Group B	576	9			

(*) Offenses are counted using the FBI Units of Count for Crime

(**) The 'Arrests' column shows arrests made for incidents during the selected period, regardless of arrest date. Arrest counts for the same period may change over time.

Galax Police Department - VA1100000 - NIBRS Agency Crime Overview - 2018

2018 Population Estimate		6,587	Offenses (*)	Arrests (**)	
Law Enforcement Employees			Reported	Adult	Juvenile
Group A Offenses					
Crimes Against Persons					
Sworn Male	22	Murder and Nonnegligent Manslaughter	0	0	0
Sworn Female	1	Negligent Manslaughter	0	0	0
Civilian Male	4	Kidnapping/Abduction	4	2	0
Civilian Female	12	Forcible Rape	4	0	0
Total:	39	Forcible Sodomy	0	0	0
		Sexual Assault With An Object	1	0	0
		Forcible Fondling	0	0	0
		Incest	0	0	0
Offense Overview		Statutory Rape	0	0	0
Incident Total	662	Aggravated Assault	19	9	3
Offense Total	779	Simple Assault	154	62	3
Group A Crimes per 100,000 population	10,050.1	Intimidation	17	0	1
		Human Trafficking, Commercial Sex Acts	0	0	0
		Human Trafficking, Involuntary Servitude	0	0	0
Arrest Overview		Crimes Against Property			
Total Arrests	597	Arson	1	0	0
Adult Arrests	578	Bribery	0	0	0
Juvenile Arrests	19	Burglary/Breaking & Entering	20	8	0
Unknown Age	0	Counterfeiting/Forgery	21	5	0
Arrests per 100,000 population	9,063.3	Destruction/Damage/Vandalism of Property	66	10	0
		Embezzlement	10	4	1
		Extortion/Blackmail	0	0	0
		False Pretenses/Swindle/Confidence Game	11	2	1
		Credit Card/Automatic Teller Fraud	11	1	0
		Impersonation	1	1	0
		Welfare Fraud	0	0	0
		Wire Fraud	1	0	0
		Identity Theft	0	0	0
		Hacking/Computer Invasion	0	0	0
		Robbery	3	3	1
		Pocket-picking	2	0	0
		Purse-snatching	0	0	0
		Shoplifting	162	139	0
		Theft From Building	15	4	0
		Theft From Coin Operated Machine or Device	4	3	0
		Theft From Motor Vehicle	22	5	0
		Theft of Motor Vehicle Parts/Accessories	1	0	0
		All Other Larceny	60	15	0
		Motor Vehicle Theft	14	8	0
		Stolen Property Offenses	3	1	0
		Crimes Against Society			
		Drug/Narcotic Violations	113	88	4
		Drug Equipment Violations	20	5	0
		Betting/Wagering	0	0	0
		Operating/Promoting/Assisting Gambling	0	0	0
		Gambling Equipment Violations	0	0	0
		Sports Tampering	0	0	0
		Pornography/Obscene Material	1	0	0
		Prostitution	0	0	0
		Assisting or Promoting Prostitution	0	0	0
		Purchasing Prostitution	0	0	0
		Weapon Law Violations	18	7	1
		Animal Cruelty	0	0	0
		Total Group A Offenses	779	382	15
Group B Arrests					
Offense	Adult	Juvenile			
Bad Checks	2	0			
Curfew/Loitering/Vagrancy Violations	0	0			
Disorderly Conduct	7	0			
Driving Under the Influence	30	0			
Drunkenness	71	0			
Family Offenses (Nonviolent)	1	0			
Liquor Law Violations	6	0			
Peeping Tom	0	0			
Runaway	0	0			
Trespass of Real Property	16	1			
All Other Offenses	63	3			
Total Group B	196	4			

(*) Offenses are counted using the FBI Units of Count for Crime

(**) The 'Arrests' column shows arrests made for incidents during the selected period, regardless of arrest date. Arrest counts for the same period may change over time.

Gate City Police Department - VA0840100 - NIBRS Agency Crime Overview - 2018

2018 Population Estimate	1,907	Offenses (*)	Arrests (**)		
		Reported	Adult	Juvenile	
Law Enforcement Employees		Group A Offenses			
		Crimes Against Persons			
Sworn Male	4	Murder and Nonnegligent Manslaughter	0	0	0
Sworn Female	0	Negligent Manslaughter	0	0	0
Civilian Male	0	Kidnapping/Abduction	1	0	0
Civilian Female	0	Forcible Rape	0	0	0
Total:	4	Forcible Sodomy	0	0	0
		Sexual Assault With An Object	0	0	0
		Forcible Fondling	0	0	0
Offense Overview		Incest	1	1	0
Incident Total	88	Statutory Rape	0	0	0
Offense Total	94	Aggravated Assault	0	0	0
Group A Crimes per 100,000 population	4,614.6	Simple Assault	12	12	0
		Intimidation	0	0	0
		Human Trafficking, Commercial Sex Acts	0	0	0
		Human Trafficking, Involuntary Servitude	0	0	0
Arrest Overview		Crimes Against Property			
Total Arrests	118	Arson	0	0	0
Adult Arrests	112	Bribery	0	0	0
Juvenile Arrests	6	Burglary/Breaking & Entering	3	0	0
Unknown Age	0	Counterfeiting/Forgery	1	0	0
Arrests per 100,000 population	6,187.7	Destruction/Damage/Vandalism of Property	3	0	0
		Embezzlement	0	0	0
		Extortion/Blackmail	0	0	0
		False Pretenses/Swindle/Confidence Game	0	0	0
		Credit Card/Automatic Teller Fraud	1	0	0
		Impersonation	1	1	0
		Welfare Fraud	0	0	0
		Wire Fraud	0	0	0
		Identity Theft	0	0	0
		Hacking/Computer Invasion	0	0	0
		Robbery	0	0	0
		Pocket-picking	0	0	0
		Purse-snatching	0	0	0
		Shoplifting	8	6	4
		Theft From Building	8	4	0
		Theft From Coin Operated Machine or Device	0	0	0
		Theft From Motor Vehicle	3	0	0
		Theft of Motor Vehicle Parts/Accessories	1	0	0
		All Other Larceny	15	7	0
		Motor Vehicle Theft	5	5	0
		Stolen Property Offenses	1	0	0
		Crimes Against Society			
		Drug/Narcotic Violations	22	19	1
		Drug Equipment Violations	0	0	0
		Betting/Wagering	0	0	0
		Operating/Promoting/Assisting Gambling	0	0	0
		Gambling Equipment Violations	0	0	0
		Sports Tampering	0	0	0
		Pornography/Obscene Material	1	0	0
		Prostitution	0	0	0
		Assisting or Promoting Prostitution	0	0	0
		Purchasing Prostitution	0	0	0
		Weapon Law Violations	7	3	0
		Animal Cruelty	0	0	0
		Total Group A Offenses	94	58	5
Group B Arrests					
Offense	Adult	Juvenile			
Bad Checks	0	0			
Curfew/Loitering/Vagrancy Violations	0	0			
Disorderly Conduct	0	0			
Driving Under the Influence	14	0			
Drunkenness	15	0			
Family Offenses (Nonviolent)	1	0			
Liquor Law Violations	0	0			
Peeping Tom	0	0			
Runaway	0	0			
Trespass of Real Property	3	1			
All Other Offenses	21	0			
Total Group B	54	1			

(*) Offenses are counted using the FBI Units of Count for Crime

(**) The 'Arrests' column shows arrests made for incidents during the selected period, regardless of arrest date. Arrest counts for the same period may change over time.

Giles County Sheriffs Office - VA0350000 - NIBRS Agency Crime Overview - 2018

2018 Population Estimate	10,375	Offenses (*)	Arrests (**)		
		Reported	Adult	Juvenile	
Law Enforcement Employees		Group A Offenses			
		Crimes Against Persons			
Sworn Male	23	Murder and Nonnegligent Manslaughter	0	0	0
Sworn Female	1	Negligent Manslaughter	0	0	0
Civilian Male	5	Kidnapping/Abduction	2	1	0
Civilian Female	8	Forcible Rape	6	2	0
Total:	37	Forcible Sodomy	3	2	0
		Sexual Assault With An Object	1	0	0
		Forcible Fondling	2	1	0
Offense Overview		Incest	0	0	0
Incident Total	272	Statutory Rape	1	0	0
Offense Total	326	Aggravated Assault	16	13	0
Group A Crimes per 100,000 population	2,621.7	Simple Assault	46	33	0
		Intimidation	4	1	0
		Human Trafficking, Commercial Sex Acts	0	0	0
		Human Trafficking, Involuntary Servitude	0	0	0
Arrest Overview		Crimes Against Property			
Total Arrests	279	Arson	0	0	0
Adult Arrests	276	Bribery	0	0	0
Juvenile Arrests	3	Burglary/Breaking & Entering	18	4	0
Unknown Age	0	Counterfeiting/Forgery	5	3	0
Arrests per 100,000 population	2,689.2	Destruction/Damage/Vandalism of Property	25	4	0
		Embezzlement	2	1	0
		Extortion/Blackmail	0	0	0
		False Pretenses/Swindle/Confidence Game	8	2	0
		Credit Card/Automatic Teller Fraud	3	0	0
		Impersonation	0	1	0
		Welfare Fraud	0	0	0
		Wire Fraud	0	0	0
		Identity Theft	0	0	0
		Hacking/Computer Invasion	0	0	0
		Robbery	2	6	1
		Pocket-picking	0	0	0
		Purse-snatching	0	0	0
		Shoplifting	0	0	0
		Theft From Building	4	1	0
		Theft From Coin Operated Machine or Device	0	0	0
		Theft From Motor Vehicle	12	3	0
		Theft of Motor Vehicle Parts/Accessories	0	0	0
		All Other Larceny	42	5	1
		Motor Vehicle Theft	7	4	0
		Stolen Property Offenses	2	1	0
		Crimes Against Society			
		Drug/Narcotic Violations	92	44	0
		Drug Equipment Violations	8	2	0
		Betting/Wagering	0	0	0
		Operating/Promoting/Assisting Gambling	0	0	0
		Gambling Equipment Violations	0	0	0
		Sports Tampering	0	0	0
		Pornography/Obscene Material	1	0	0
		Prostitution	0	0	0
		Assisting or Promoting Prostitution	0	0	0
		Purchasing Prostitution	0	0	0
		Weapon Law Violations	14	4	0
		Animal Cruelty	0	0	0
		Total Group A Offenses	326	138	2
Group B Arrests					
Offense	Adult	Juvenile			
Bad Checks	0	0			
Curfew/Loitering/Vagrancy Violations	0	0			
Disorderly Conduct	0	0			
Driving Under the Influence	27	0			
Drunkenness	31	0			
Family Offenses (Nonviolent)	3	0			
Liquor Law Violations	3	0			
Peeping Tom	0	0			
Runaway	0	0			
Trespass of Real Property	2	0			
All Other Offenses	72	1			
Total Group B	138	1			

(*) Offenses are counted using the FBI Units of Count for Crime

(**) The 'Arrests' column shows arrests made for incidents during the selected period, regardless of arrest date. Arrest counts for the same period may change over time.

Glade Spring Police Dept - VA0940300 - NIBRS Agency Crime Overview - 2018

2018 Population Estimate	1,429	Offenses (*)	Arrests (**)	
		Reported	Adult	Juvenile
Law Enforcement Employees		Group A Offenses		
		Crimes Against Persons		
Sworn Male	1	Murder and Nonnegligent Manslaughter	0	0
Sworn Female	0	Negligent Manslaughter	0	0
Civilian Male	0	Kidnapping/Abduction	0	0
Civilian Female	0	Forcible Rape	0	0
Total:	1	Forcible Sodomy	0	0
		Sexual Assault With An Object	0	0
		Forcible Fondling	0	0
		Incest	0	0
Offense Overview		Statutory Rape	0	0
Incident Total	7	Aggravated Assault	0	0
Offense Total	9	Simple Assault	0	0
Group A Crimes per 100,000 population	489.9	Intimidation	0	0
		Human Trafficking, Commercial Sex Acts	0	0
		Human Trafficking, Involuntary Servitude	0	0
Arrest Overview		Crimes Against Property		
Total Arrests	3	Arson	0	0
Adult Arrests	3	Bribery	0	0
Juvenile Arrests	0	Burglary/Breaking & Entering	0	0
Unknown Age	0	Counterfeiting/Forgery	0	0
Arrests per 100,000 population	209.9	Destruction/Damage/Vandalism of Property	3	0
		Embezzlement	0	0
		Extortion/Blackmail	0	0
		False Pretenses/Swindle/Confidence Game	0	0
		Credit Card/Automatic Teller Fraud	1	0
		Impersonation	0	0
		Welfare Fraud	0	0
		Wire Fraud	0	0
		Identity Theft	0	0
		Hacking/Computer Invasion	0	0
		Robbery	0	0
		Pocket-picking	0	0
		Purse-snatching	0	0
		Shoplifting	0	0
		Theft From Building	0	0
		Theft From Coin Operated Machine or Device	0	0
		Theft From Motor Vehicle	0	0
		Theft of Motor Vehicle Parts/Accessories	0	0
		All Other Larceny	2	0
		Motor Vehicle Theft	0	0
		Stolen Property Offenses	0	0
		Crimes Against Society		
		Drug/Narcotic Violations	2	3
		Drug Equipment Violations	0	0
		Betting/Wagering	0	0
		Operating/Promoting/Assisting Gambling	0	0
		Gambling Equipment Violations	0	0
		Sports Tampering	0	0
		Pornography/Obscene Material	0	0
		Prostitution	0	0
		Assisting or Promoting Prostitution	0	0
		Purchasing Prostitution	0	0
		Weapon Law Violations	1	0
		Animal Cruelty	0	0
		Total Group A Offenses	9	3
			0	0

(*) Offenses are counted using the FBI Units of Count for Crime

(**) The 'Arrests' column shows arrests made for incidents during the selected period, regardless of arrest date. Arrest counts for the same period may change over time.

Glasgow Police Department - VA0810100 - NIBRS Agency Crime Overview - 2018

2018 Population Estimate	1,107	Offenses (*)	Arrests (**)	
		Reported	Adult	Juvenile
Law Enforcement Employees		Group A Offenses		
		Crimes Against Persons		
Sworn Male	0	Murder and Nonnegligent Manslaughter	0	0
Sworn Female	1	Negligent Manslaughter	0	0
Civilian Male	0	Kidnapping/Abduction	0	0
Civilian Female	0	Forcible Rape	0	0
Total:	1	Forcible Sodomy	0	0
		Sexual Assault With An Object	0	0
		Forcible Fondling	0	0
		Incest	0	0
Offense Overview		Statutory Rape	0	0
Incident Total	4	Aggravated Assault	0	0
Offense Total	5	Simple Assault	2	1
Group A Crimes per 100,000 population	361.3	Intimidation	0	0
		Human Trafficking, Commercial Sex Acts	0	0
		Human Trafficking, Involuntary Servitude	0	0
Arrest Overview		Crimes Against Property		
Total Arrests	5	Arson	0	0
Adult Arrests	4	Bribery	0	0
Juvenile Arrests	1	Burglary/Breaking & Entering	0	0
Unknown Age	0	Counterfeiting/Forgery	0	0
Arrests per 100,000 population	451.7	Destruction/Damage/Vandalism of Property	0	0
		Embezzlement	0	0
		Extortion/Blackmail	0	0
		False Pretenses/Swindle/Confidence Game	0	0
		Credit Card/Automatic Teller Fraud	0	0
		Impersonation	0	0
		Welfare Fraud	0	0
		Wire Fraud	0	0
		Identity Theft	0	0
		Hacking/Computer Invasion	0	0
		Robbery	0	0
		Pocket-picking	0	0
		Purse-snatching	0	0
		Shoplifting	0	0
		Theft From Building	1	0
		Theft From Coin Operated Machine or Device	0	0
		Theft From Motor Vehicle	1	0
		Theft of Motor Vehicle Parts/Accessories	0	0
		All Other Larceny	0	0
		Motor Vehicle Theft	0	0
		Stolen Property Offenses	0	0
		Crimes Against Society		
		Drug/Narcotic Violations	1	1
		Drug Equipment Violations	0	0
		Betting/Wagering	0	0
		Operating/Promoting/Assisting Gambling	0	0
		Gambling Equipment Violations	0	0
		Sports Tampering	0	0
		Pornography/Obscene Material	0	0
		Prostitution	0	0
		Assisting or Promoting Prostitution	0	0
		Purchasing Prostitution	0	0
		Weapon Law Violations	0	0
		Animal Cruelty	0	0
		Total Group A Offenses	5	2
			0	0

(*) Offenses are counted using the FBI Units of Count for Crime

(**) The 'Arrests' column shows arrests made for incidents during the selected period, regardless of arrest date. Arrest counts for the same period may change over time.

Glen Lyn Police Department - VA0350100 - NIBRS Agency Crime Overview - 2018

2018 Population Estimate		100	Offenses (*)	Arrests (**)	
			Reported	Adult	Juvenile
Law Enforcement Employees			Group A Offenses		
			Crimes Against Persons		
Sworn Male	1		Murder and Nonnegligent Manslaughter	0	0
Sworn Female	0		Negligent Manslaughter	0	0
Civilian Male	0		Kidnapping/Abduction	0	0
Civilian Female	0		Forcible Rape	0	0
Total:	1		Forcible Sodomy	0	0
			Sexual Assault With An Object	0	0
			Forcible Fondling	0	0
			Incest	0	0
Offense Overview			Statutory Rape	0	0
Incident Total	5		Aggravated Assault	0	0
Offense Total	5		Simple Assault	1	1
Group A Crimes per 100,000 population	5,000.0		Intimidation	0	0
			Human Trafficking, Commercial Sex Acts	0	0
			Human Trafficking, Involuntary Servitude	0	0
			Crimes Against Property		
Arrest Overview			Arson	0	0
Total Arrests	6		Bribery	0	0
Adult Arrests	6		Burglary/Breaking & Entering	1	0
Juvenile Arrests	0		Counterfeiting/Forgery	0	0
Unknown Age	0		Destruction/Damage/Vandalism of Property	0	0
Arrests per 100,000 population	6,000.0		Embezzlement	0	0
			Extortion/Blackmail	0	0
			False Pretenses/Swindle/Confidence Game	0	0
			Credit Card/Automatic Teller Fraud	0	0
			Impersonation	0	0
			Welfare Fraud	0	0
			Wire Fraud	0	0
			Identity Theft	0	0
			Hacking/Computer Invasion	0	0
			Robbery	0	0
			Pocket-picking	0	0
			Purse-snatching	0	0
			Shoplifting	0	0
			Theft From Building	0	0
			Theft From Coin Operated Machine or Device	0	0
			Theft From Motor Vehicle	0	0
			Theft of Motor Vehicle Parts/Accessories	0	0
			All Other Larceny	0	0
			Motor Vehicle Theft	0	0
			Stolen Property Offenses	0	0
			Crimes Against Society		
			Drug/Narcotic Violations	3	2
			Drug Equipment Violations	0	0
			Betting/Wagering	0	0
			Operating/Promoting/Assisting Gambling	0	0
			Gambling Equipment Violations	0	0
			Sports Tampering	0	0
			Pornography/Obscene Material	0	0
			Prostitution	0	0
			Assisting or Promoting Prostitution	0	0
			Purchasing Prostitution	0	0
			Weapon Law Violations	0	0
			Animal Cruelty	0	0
			Total Group A Offenses	5	3
					0
Group B Arrests					
Offense	Adult	Juvenile			
Bad Checks	0	0			
Curfew/Loitering/Vagrancy Violations	0	0			
Disorderly Conduct	0	0			
Driving Under the Influence	1	0			
Drunkenness	2	0			
Family Offenses (Nonviolent)	0	0			
Liquor Law Violations	0	0			
Peeping Tom	0	0			
Runaway	0	0			
Trespass of Real Property	0	0			
All Other Offenses	0	0			
Total Group B	3	0			

(*) Offenses are counted using the FBI Units of Count for Crime

(**) The 'Arrests' column shows arrests made for incidents during the selected period, regardless of arrest date. Arrest counts for the same period may change over time.

Gloucester County Sheriff's Office - VA0360000 - NIBRS Agency Crime Overview - 2018

2018 Population Estimate	37,194	Offenses (*)	Arrests (**)		
		Reported	Adult	Juvenile	
Law Enforcement Employees		Group A Offenses			
Sworn Male	71	Crimes Against Persons			
Sworn Female	11	Murder and Nonnegligent Manslaughter	0	0	0
Civilian Male	0	Negligent Manslaughter	0	0	0
Civilian Female	16	Kidnapping/Abduction	3	1	1
Total:	98	Forcible Rape	3	0	0
		Forcible Sodomy	0	0	0
		Sexual Assault With An Object	1	0	0
		Forcible Fondling	1	0	0
Offense Overview		Incest	0	0	0
Incident Total	737	Statutory Rape	0	0	0
Offense Total	828	Aggravated Assault	13	8	0
Group A Crimes per 100,000 population	1,981.5	Simple Assault	259	59	4
		Intimidation	5	0	0
		Human Trafficking, Commercial Sex Acts	0	0	0
		Human Trafficking, Involuntary Servitude	0	0	0
Arrest Overview		Crimes Against Property			
Total Arrests	335	Arson	3	0	0
Adult Arrests	305	Bribery	0	0	0
Juvenile Arrests	30	Burglary/Breaking & Entering	8	2	0
Unknown Age	0	Counterfeiting/Forgery	14	0	0
Arrests per 100,000 population	900.7	Destruction/Damage/Vandalism of Property	105	1	1
		Embezzlement	1	0	0
		Extortion/Blackmail	1	0	0
		False Pretenses/Swindle/Confidence Game	24	1	0
		Credit Card/Automatic Teller Fraud	1	0	0
		Impersonation	7	0	0
		Welfare Fraud	0	0	0
		Wire Fraud	1	0	0
		Identity Theft	0	0	0
		Hacking/Computer Invasion	0	0	0
		Robbery	3	0	0
		Pocket-picking	0	0	0
		Purse-snatching	0	0	0
		Shoplifting	17	13	2
		Theft From Building	1	0	0
		Theft From Coin Operated Machine or Device	0	0	0
		Theft From Motor Vehicle	2	0	0
		Theft of Motor Vehicle Parts/Accessories	0	0	0
		All Other Larceny	176	22	2
		Motor Vehicle Theft	25	6	0
		Stolen Property Offenses	1	0	0
		Crimes Against Society			
		Drug/Narcotic Violations	117	54	4
		Drug Equipment Violations	10	0	0
		Betting/Wagering	0	0	0
		Operating/Promoting/Assisting Gambling	0	0	0
		Gambling Equipment Violations	0	0	0
		Sports Tampering	0	0	0
		Pornography/Obscene Material	8	0	0
		Prostitution	0	0	0
		Assisting or Promoting Prostitution	0	0	0
		Purchasing Prostitution	0	0	0
		Weapon Law Violations	18	4	0
		Animal Cruelty	0	0	0
		Total Group A Offenses	828	171	14
Group B Arrests					
Offense	Adult	Juvenile			
Bad Checks	0	0			
Curfew/Loitering/Vagrancy Violations	0	0			
Disorderly Conduct	9	4			
Driving Under the Influence	61	1			
Drunkenness	12	0			
Family Offenses (Nonviolent)	1	0			
Liquor Law Violations	4	1			
Peeping Tom	0	0			
Runaway	0	0			
Trespass of Real Property	1	0			
All Other Offenses	46	10			
Total Group B	134	16			

(*) Offenses are counted using the FBI Units of Count for Crime

(**) The 'Arrests' column shows arrests made for incidents during the selected period, regardless of arrest date. Arrest counts for the same period may change over time.

Goochland Sheriff's Department - VA0370000 - NIBRS Agency Crime Overview - 2018

2018 Population Estimate	23,176	Offenses (*)	Arrests (**)		
		Reported	Adult	Juvenile	
Law Enforcement Employees		Group A Offenses			
Sworn Male	34	Crimes Against Persons			
Sworn Female	3	Murder and Nonnegligent Manslaughter	2	3	0
Civilian Male	2	Negligent Manslaughter	0	0	0
Civilian Female	14	Kidnapping/Abduction	0	0	0
Total:	53	Forcible Rape	3	1	0
		Forcible Sodomy	0	0	0
		Sexual Assault With An Object	1	0	0
		Forcible Fondling	9	0	0
Offense Overview		Incest	0	0	0
Incident Total	502	Statutory Rape	0	0	0
Offense Total	588	Aggravated Assault	16	7	0
Group A Crimes per 100,000 population	2,166.0	Simple Assault	73	21	0
		Intimidation	5	4	0
		Human Trafficking, Commercial Sex Acts	0	0	0
		Human Trafficking, Involuntary Servitude	0	0	0
Arrest Overview		Crimes Against Property			
Total Arrests	266	Arson	1	1	0
Adult Arrests	266	Bribery	0	0	0
Juvenile Arrests	0	Burglary/Breaking & Entering	19	2	0
Unknown Age	0	Counterfeiting/Forgery	7	1	0
Arrests per 100,000 population	1,147.7	Destruction/Damage/Vandalism of Property	89	3	0
		Embezzlement	1	1	0
		Extortion/Blackmail	2	0	0
		False Pretenses/Swindle/Confidence Game	7	2	0
		Credit Card/Automatic Teller Fraud	22	0	0
		Impersonation	24	2	0
		Welfare Fraud	0	0	0
		Wire Fraud	0	0	0
		Identity Theft	0	0	0
		Hacking/Computer Invasion	0	0	0
		Robbery	1	0	0
		Pocket-picking	27	2	0
		Purse-snatching	0	0	0
		Shoplifting	0	1	0
		Theft From Building	0	0	0
		Theft From Coin Operated Machine or Device	0	0	0
		Theft From Motor Vehicle	0	0	0
		Theft of Motor Vehicle Parts/Accessories	0	0	0
		All Other Larceny	105	10	0
		Motor Vehicle Theft	12	2	0
		Stolen Property Offenses	1	0	0
		Crimes Against Society			
		Drug/Narcotic Violations	136	42	0
		Drug Equipment Violations	2	0	0
		Betting/Wagering	0	0	0
		Operating/Promoting/Assisting Gambling	0	0	0
		Gambling Equipment Violations	0	0	0
		Sports Tampering	0	0	0
		Pornography/Obscene Material	4	1	0
		Prostitution	0	0	0
		Assisting or Promoting Prostitution	0	0	0
		Purchasing Prostitution	0	0	0
		Weapon Law Violations	19	1	0
		Animal Cruelty	0	0	0
		Total Group A Offenses	588	107	0
Group B Arrests					
Offense	Adult	Juvenile			
Bad Checks	0	0			
Curfew/Loitering/Vagrancy Violations	0	0			
Disorderly Conduct	1	0			
Driving Under the Influence	78	0			
Drunkenness	12	0			
Family Offenses (Nonviolent)	6	0			
Liquor Law Violations	0	0			
Peeping Tom	0	0			
Runaway	0	0			
Trespass of Real Property	2	0			
All Other Offenses	60	0			
Total Group B	159	0			

(*) Offenses are counted using the FBI Units of Count for Crime

(**) The 'Arrests' column shows arrests made for incidents during the selected period, regardless of arrest date. Arrest counts for the same period may change over time.

Gordonsville Police Department - VA0680200 - NIBRS Agency Crime Overview - 2018

2018 Population Estimate	1,591	Offenses (*)		
		Reported	Adult	Juvenile
Law Enforcement Employees		Crimes Against Persons		
Sworn Male	6	Murder and Nonnegligent Manslaughter	0	0
Sworn Female	1	Negligent Manslaughter	0	0
Civilian Male	0	Kidnapping/Abduction	0	0
Civilian Female	0	Forcible Rape	0	0
Total:	7	Forcible Sodomy	0	0
		Sexual Assault With An Object	0	0
		Forcible Fondling	1	0
		Incest	0	0
Offense Overview		Statutory Rape	0	0
Incident Total	41	Aggravated Assault	2	0
Offense Total	45	Simple Assault	4	1
Group A Crimes per 100,000 population	2,577.0	Intimidation	1	0
		Human Trafficking, Commercial Sex Acts	0	0
		Human Trafficking, Involuntary Servitude	0	0
Arrest Overview		Crimes Against Property		
Total Arrests	19	Arson	0	0
Adult Arrests	18	Bribery	0	0
Juvenile Arrests	1	Burglary/Breaking & Entering	2	0
Unknown Age	0	Counterfeiting/Forgery	1	0
Arrests per 100,000 population	1,194.2	Destruction/Damage/Vandalism of Property	11	0
		Embezzlement	0	0
		Extortion/Blackmail	0	0
		False Pretenses/Swindle/Confidence Game	2	0
		Credit Card/Automatic Teller Fraud	0	0
		Impersonation	0	0
		Welfare Fraud	0	0
		Wire Fraud	1	0
		Identity Theft	0	0
		Hacking/Computer Invasion	0	0
		Robbery	2	0
		Pocket-picking	0	0
		Purse-snatching	0	0
		Shoplifting	2	0
		Theft From Building	1	0
		Theft From Coin Operated Machine or Device	0	0
		Theft From Motor Vehicle	2	0
		Theft of Motor Vehicle Parts/Accessories	0	0
		All Other Larceny	10	0
		Motor Vehicle Theft	0	0
		Stolen Property Offenses	0	0
		Crimes Against Society		
		Drug/Narcotic Violations	1	0
		Drug Equipment Violations	1	0
		Betting/Wagering	0	0
		Operating/Promoting/Assisting Gambling	0	0
		Gambling Equipment Violations	0	0
		Sports Tampering	0	0
		Pornography/Obscene Material	0	0
		Prostitution	0	0
		Assisting or Promoting Prostitution	0	0
		Purchasing Prostitution	0	0
		Weapon Law Violations	1	0
		Animal Cruelty	0	0
		Total Group A Offenses	45	2
				1

(*) Offenses are counted using the FBI Units of Count for Crime

(**) The 'Arrests' column shows arrests made for incidents during the selected period, regardless of arrest date. Arrest counts for the same period may change over time.

Grayson County Sheriffs Office - VA0380000 - NIBRS Agency Crime Overview - 2018

2018 Population Estimate	14,429	Offenses (*)	Arrests (**)		
		Reported	Adult	Juvenile	
Law Enforcement Employees		Group A Offenses			
		Crimes Against Persons			
Sworn Male	26	Murder and Nonnegligent Manslaughter	0	0	0
Sworn Female	1	Negligent Manslaughter	0	0	0
Civilian Male	3	Kidnapping/Abduction	4	3	0
Civilian Female	3	Forcible Rape	4	1	0
Total:	33	Forcible Sodomy	3	0	0
		Sexual Assault With An Object	1	1	0
		Forcible Fondling	6	0	0
Offense Overview		Incest	0	0	0
Incident Total	503	Statutory Rape	0	0	0
Offense Total	600	Aggravated Assault	6	6	0
Group A Crimes per 100,000 population	3,486.0	Simple Assault	129	58	0
		Intimidation	10	3	0
		Human Trafficking, Commercial Sex Acts	0	0	0
		Human Trafficking, Involuntary Servitude	0	0	0
Arrest Overview		Crimes Against Property			
Total Arrests	375	Arson	6	0	0
Adult Arrests	368	Bribery	0	0	0
Juvenile Arrests	7	Burglary/Breaking & Entering	38	15	0
Unknown Age	0	Counterfeiting/Forgery	9	6	0
Arrests per 100,000 population	2,598.9	Destruction/Damage/Vandalism of Property	106	5	7
		Embezzlement	1	0	0
		Extortion/Blackmail	0	0	0
		False Pretenses/Swindle/Confidence Game	15	2	0
		Credit Card/Automatic Teller Fraud	11	0	0
		Impersonation	6	1	0
		Welfare Fraud	0	0	0
		Wire Fraud	3	0	0
		Identity Theft	0	0	0
		Hacking/Computer Invasion	0	0	0
		Robbery	1	0	0
		Pocket-picking	0	0	0
		Purse-snatching	0	0	0
		Shoplifting	4	0	0
		Theft From Building	7	0	0
		Theft From Coin Operated Machine or Device	0	0	0
		Theft From Motor Vehicle	13	0	0
		Theft of Motor Vehicle Parts/Accessories	2	1	0
		All Other Larceny	70	19	0
		Motor Vehicle Theft	30	12	0
		Stolen Property Offenses	3	8	0
		Crimes Against Society			
		Drug/Narcotic Violations	83	57	0
		Drug Equipment Violations	3	0	0
		Betting/Wagering	0	0	0
		Operating/Promoting/Assisting Gambling	0	0	0
		Gambling Equipment Violations	0	0	0
		Sports Tampering	0	0	0
		Pornography/Obscene Material	6	0	0
		Prostitution	0	0	0
		Assisting or Promoting Prostitution	0	0	0
		Purchasing Prostitution	0	0	0
		Weapon Law Violations	20	6	0
		Animal Cruelty	0	0	0
		Total Group A Offenses	600	204	7
Group B Arrests					
Offense	Adult	Juvenile			
Bad Checks	0	0			
Curfew/Loitering/Vagrancy Violations	0	0			
Disorderly Conduct	4	0			
Driving Under the Influence	21	0			
Drunkenness	21	0			
Family Offenses (Nonviolent)	1	0			
Liquor Law Violations	1	0			
Peeping Tom	0	0			
Runaway	0	0			
Trespass of Real Property	5	0			
All Other Offenses	111	0			
Total Group B	164	0			

(*) Offenses are counted using the FBI Units of Count for Crime

(**) The 'Arrests' column shows arrests made for incidents during the selected period, regardless of arrest date. Arrest counts for the same period may change over time.

Greene County Sheriff's Office - VA0390000 - NIBRS Agency Crime Overview - 2018

2018 Population Estimate	19,959	Offenses (*)			Arrests (**)	
		Group A Offenses	Reported	Adult	Juvenile	
Law Enforcement Employees		Crimes Against Persons				
Sworn Male	24	Murder and Nonnegligent Manslaughter	0	0	0	0
Sworn Female	1	Negligent Manslaughter	0	0	0	0
Civilian Male	5	Kidnapping/Abduction	5	5	0	0
Civilian Female	12	Forcible Rape	0	0	0	0
Total:	42	Forcible Sodomy	0	0	0	0
		Sexual Assault With An Object	10	2	0	0
		Forcible Fondling	0	0	0	0
Offense Overview		Incest	0	0	0	0
Incident Total	751	Statutory Rape	0	0	0	0
Offense Total	948	Aggravated Assault	8	4	0	0
Group A Crimes per 100,000 population	3,762.7	Simple Assault	201	61	2	2
		Intimidation	20	3	1	1
		Human Trafficking, Commercial Sex Acts	0	0	0	0
		Human Trafficking, Involuntary Servitude	0	0	0	0
Arrest Overview		Crimes Against Property				
Total Arrests	558	Arson	0	0	0	0
Adult Arrests	547	Bribery	0	0	0	0
Juvenile Arrests	11	Burglary/Breaking & Entering	17	4	0	0
Unknown Age	0	Counterfeiting/Forgery	11	2	0	0
Arrests per 100,000 population	2,795.7	Destruction/Damage/Vandalism of Property	112	9	0	0
		Embezzlement	3	2	0	0
		Extortion/Blackmail	1	1	0	0
		False Pretenses/Swindle/Confidence Game	22	4	0	0
		Credit Card/Automatic Teller Fraud	15	3	0	0
		Impersonation	6	0	0	0
		Welfare Fraud	0	0	0	0
		Wire Fraud	3	0	0	0
		Identity Theft	0	0	0	0
		Hacking/Computer Invasion	0	0	0	0
		Robbery	4	0	0	0
		Pocket-picking	0	0	0	0
		Purse-snatching	1	0	0	0
		Shoplifting	66	36	0	0
		Theft From Building	12	0	0	0
		Theft From Coin Operated Machine or Device	0	0	0	0
		Theft From Motor Vehicle	29	0	0	0
		Theft of Motor Vehicle Parts/Accessories	11	0	0	0
		All Other Larceny	93	13	0	0
		Motor Vehicle Theft	15	1	0	0
		Stolen Property Offenses	7	2	0	0
		Crimes Against Society				
		Drug/Narcotic Violations	153	93	1	1
		Drug Equipment Violations	89	0	0	0
		Betting/Wagering	0	0	0	0
		Operating/Promoting/Assisting Gambling	0	0	0	0
		Gambling Equipment Violations	0	0	0	0
		Sports Tampering	0	0	0	0
		Pornography/Obscene Material	9	4	3	3
		Prostitution	6	5	0	0
		Assisting or Promoting Prostitution	0	0	0	0
		Purchasing Prostitution	0	0	0	0
		Weapon Law Violations	19	6	0	0
		Animal Cruelty	0	0	0	0
		Total Group A Offenses	948	260	7	7
Group B Arrests						
Offense	Adult	Juvenile				
Bad Checks	0	0				
Curfew/Loitering/Vagrancy Violations	0	0				
Disorderly Conduct	3	1				
Driving Under the Influence	36	0				
Drunkenness	31	0				
Family Offenses (Nonviolent)	0	0				
Liquor Law Violations	5	0				
Peeping Tom	0	0				
Runaway	0	0				
Trespass of Real Property	12	1				
All Other Offenses	200	2				
Total Group B	287	4				

(*) Offenses are counted using the FBI Units of Count for Crime

(**) The 'Arrests' column shows arrests made for incidents during the selected period, regardless of arrest date. Arrest counts for the same period may change over time.

Greenville County Sheriff's Office - VA0400000 - NIBRS Agency Crime Overview - 2018

2018 Population Estimate	11,473	Offenses (*)	Arrests (**)		
		Reported	Adult	Juvenile	
Law Enforcement Employees		Group A Offenses			
Sworn Male	22	Crimes Against Persons			
Sworn Female	1	Murder and Nonnegligent Manslaughter	1	0	0
Civilian Male	1	Negligent Manslaughter	0	0	0
Civilian Female	13	Kidnapping/Abduction	1	1	0
Total:	37	Forcible Rape	3	0	0
		Forcible Sodomy	1	0	0
		Sexual Assault With An Object	0	0	0
		Forcible Fondling	0	0	0
		Incest	0	0	0
Offense Overview		Statutory Rape	0	0	0
Incident Total	239	Aggravated Assault	11	7	0
Offense Total	272	Simple Assault	45	22	0
Group A Crimes per 100,000 population	2,083.2	Intimidation	3	1	0
		Human Trafficking, Commercial Sex Acts	0	0	0
		Human Trafficking, Involuntary Servitude	0	0	0
Arrest Overview		Crimes Against Property			
Total Arrests	221	Arson	1	0	1
Adult Arrests	212	Bribery	0	0	0
Juvenile Arrests	9	Burglary/Breaking & Entering	18	2	0
Unknown Age	0	Counterfeiting/Forgery	2	2	0
Arrests per 100,000 population	1,926.3	Destruction/Damage/Vandalism of Property	30	0	0
		Embezzlement	4	0	0
		Extortion/Blackmail	0	0	0
		False Pretenses/Swindle/Confidence Game	2	1	0
		Credit Card/Automatic Teller Fraud	5	2	0
		Impersonation	1	0	0
		Welfare Fraud	1	0	0
		Wire Fraud	0	0	0
		Identity Theft	0	0	0
		Hacking/Computer Invasion	0	0	0
		Robbery	2	3	1
		Pocket-picking	4	1	0
		Purse-snatching	0	0	0
		Shoplifting	1	0	0
		Theft From Building	1	0	0
		Theft From Coin Operated Machine or Device	0	0	0
		Theft From Motor Vehicle	1	0	0
		Theft of Motor Vehicle Parts/Accessories	1	2	0
		All Other Larceny	67	7	0
		Motor Vehicle Theft	7	1	0
		Stolen Property Offenses	1	2	0
		Crimes Against Society			
		Drug/Narcotic Violations	46	28	2
		Drug Equipment Violations	0	0	0
		Betting/Wagering	0	0	0
		Operating/Promoting/Assisting Gambling	0	0	0
		Gambling Equipment Violations	0	0	0
		Sports Tampering	0	0	0
		Pornography/Obscene Material	0	0	0
		Prostitution	0	0	0
		Assisting or Promoting Prostitution	0	0	0
		Purchasing Prostitution	0	0	0
		Weapon Law Violations	12	2	0
		Animal Cruelty	0	0	0
		Total Group A Offenses	272	84	4
Group B Arrests					
Offense	Adult	Juvenile			
Bad Checks	1	0			
Curfew/Loitering/Vagrancy Violations	0	0			
Disorderly Conduct	1	0			
Driving Under the Influence	12	0			
Drunkenness	12	0			
Family Offenses (Nonviolent)	0	0			
Liquor Law Violations	0	0			
Peeping Tom	1	0			
Runaway	0	0			
Trespass of Real Property	0	0			
All Other Offenses	101	5			
Total Group B	128	5			

(*) Offenses are counted using the FBI Units of Count for Crime

(**) The 'Arrests' column shows arrests made for incidents during the selected period, regardless of arrest date. Arrest counts for the same period may change over time.

Gretna Police Department - VA0710200 - NIBRS Agency Crime Overview - 2018

2018 Population Estimate	1,213	Offenses (*)	Arrests (**)		
		Reported	Adult	Juvenile	
Law Enforcement Employees		Group A Offenses			
Sworn Male	3	Crimes Against Persons			
Sworn Female	0	Murder and Nonnegligent Manslaughter	0	0	0
Civilian Male	0	Negligent Manslaughter	0	0	0
Civilian Female	0	Kidnapping/Abduction	0	0	0
Total:	3	Forcible Rape	0	0	0
		Forcible Sodomy	0	0	0
		Sexual Assault With An Object	0	0	0
		Forcible Fondling	0	0	0
		Incest	0	0	0
Offense Overview		Statutory Rape	0	0	0
Incident Total	6	Aggravated Assault	0	0	0
Offense Total	6	Simple Assault	2	2	0
Group A Crimes per 100,000 population	494.6	Intimidation	0	0	0
		Human Trafficking, Commercial Sex Acts	0	0	0
		Human Trafficking, Involuntary Servitude	0	0	0
		Crimes Against Property			
Arrest Overview		Arson	0	0	0
Total Arrests	12	Bribery	0	0	0
Adult Arrests	12	Burglary/Breaking & Entering	0	0	0
Juvenile Arrests	0	Counterfeiting/Forgery	0	0	0
Unknown Age	0	Destruction/Damage/Vandalism of Property	0	0	0
Arrests per 100,000 population	989.3	Embezzlement	0	0	0
		Extortion/Blackmail	0	0	0
		False Pretenses/Swindle/Confidence Game	0	0	0
		Credit Card/Automatic Teller Fraud	0	0	0
		Impersonation	0	0	0
		Welfare Fraud	0	0	0
		Wire Fraud	0	0	0
		Identity Theft	0	0	0
		Hacking/Computer Invasion	0	0	0
		Robbery	0	0	0
		Pocket-picking	0	0	0
		Purse-snatching	0	0	0
		Shoplifting	2	0	0
		Theft From Building	0	0	0
		Theft From Coin Operated Machine or Device	0	0	0
		Theft From Motor Vehicle	0	0	0
		Theft of Motor Vehicle Parts/Accessories	0	0	0
		All Other Larceny	1	0	0
		Motor Vehicle Theft	0	0	0
		Stolen Property Offenses	0	0	0
		Crimes Against Society			
		Drug/Narcotic Violations	1	1	0
		Drug Equipment Violations	0	0	0
		Betting/Wagering	0	0	0
		Operating/Promoting/Assisting Gambling	0	0	0
		Gambling Equipment Violations	0	0	0
		Sports Tampering	0	0	0
		Pornography/Obscene Material	0	0	0
		Prostitution	0	0	0
		Assisting or Promoting Prostitution	0	0	0
		Purchasing Prostitution	0	0	0
		Weapon Law Violations	0	0	0
		Animal Cruelty	0	0	0
		Total Group A Offenses	6	3	0
Group B Arrests					
Offense	Adult	Juvenile			
Bad Checks	0	0			
Curfew/Loitering/Vagrancy Violations	0	0			
Disorderly Conduct	0	0			
Driving Under the Influence	3	0			
Drunkenness	5	0			
Family Offenses (Nonviolent)	0	0			
Liquor Law Violations	0	0			
Peeping Tom	0	0			
Runaway	0	0			
Trespass of Real Property	0	0			
All Other Offenses	1	0			
Total Group B	9	0			

(*) Offenses are counted using the FBI Units of Count for Crime

(**) The 'Arrests' column shows arrests made for incidents during the selected period, regardless of arrest date. Arrest counts for the same period may change over time.

Grottoes Police Department - VA0820500 - NIBRS Agency Crime Overview - 2018

2018 Population Estimate	2,795	Offenses (*)	Arrests (**)	
		Reported	Adult	Juvenile
Law Enforcement Employees		Group A Offenses		
		Crimes Against Persons		
Sworn Male	4	Murder and Nonnegligent Manslaughter	0	0
Sworn Female	1	Negligent Manslaughter	0	0
Civilian Male	0	Kidnapping/Abduction	0	0
Civilian Female	0	Forcible Rape	0	0
Total:	5	Forcible Sodomy	0	0
		Sexual Assault With An Object	0	0
		Forcible Fondling	0	0
		Incest	0	0
Offense Overview		Statutory Rape	0	0
Incident Total	51	Aggravated Assault	1	0
Offense Total	55	Simple Assault	8	2
Group A Crimes per 100,000 population	1,824.7	Intimidation	0	0
		Human Trafficking, Commercial Sex Acts	0	0
		Human Trafficking, Involuntary Servitude	0	0
		Crimes Against Property		
Arrest Overview		Arson	0	0
Total Arrests	16	Bribery	0	0
Adult Arrests	16	Burglary/Breaking & Entering	1	0
Juvenile Arrests	0	Counterfeiting/Forgery	2	0
Unknown Age	0	Destruction/Damage/Vandalism of Property	4	0
Arrests per 100,000 population	572.5	Embezzlement	0	0
		Extortion/Blackmail	0	0
		False Pretenses/Swindle/Confidence Game	0	0
		Credit Card/Automatic Teller Fraud	0	0
		Impersonation	0	0
		Welfare Fraud	0	0
		Wire Fraud	2	0
		Identity Theft	0	0
		Hacking/Computer Invasion	0	0
		Robbery	0	0
		Pocket-picking	0	0
		Purse-snatching	0	0
		Shoplifting	0	0
		Theft From Building	7	0
		Theft From Coin Operated Machine or Device	0	0
		Theft From Motor Vehicle	6	0
		Theft of Motor Vehicle Parts/Accessories	1	0
		All Other Larceny	13	1
		Motor Vehicle Theft	1	0
		Stolen Property Offenses	0	0
		Crimes Against Society		
		Drug/Narcotic Violations	6	1
		Drug Equipment Violations	3	0
		Betting/Wagering	0	0
		Operating/Promoting/Assisting Gambling	0	0
		Gambling Equipment Violations	0	0
		Sports Tampering	0	0
		Pornography/Obscene Material	0	0
		Prostitution	0	0
		Assisting or Promoting Prostitution	0	0
		Purchasing Prostitution	0	0
		Weapon Law Violations	0	0
		Animal Cruelty	0	0
		Total Group A Offenses	55	4
			0	0
Group B Arrests				
Offense		Adult	Juvenile	
Bad Checks	0	0		
Curfew/Loitering/Vagrancy Violations	0	0		
Disorderly Conduct	0	0		
Driving Under the Influence	3	0		
Drunkenness	2	0		
Family Offenses (Nonviolent)	0	0		
Liquor Law Violations	0	0		
Peeping Tom	0	0		
Runaway	0	0		
Trespass of Real Property	0	0		
All Other Offenses	7	0		
Total Group B	12	0		

(*) Offenses are counted using the FBI Units of Count for Crime

(**) The 'Arrests' column shows arrests made for incidents during the selected period, regardless of arrest date. Arrest counts for the same period may change over time.

Grundy Police Department - VA0140100 - NIBRS Agency Crime Overview - 2018

2018 Population Estimate	929	Offenses (*)		Arrests (**)		
		Reported	Adult	Juvenile		
Law Enforcement Employees		Group A Offenses				
		Crimes Against Persons				
Sworn Male	5	Murder and Nonnegligent Manslaughter	0	0	0	
Sworn Female	1	Negligent Manslaughter	0	0	0	
Civilian Male	0	Kidnapping/Abduction	0	0	0	
Civilian Female	0	Forcible Rape	0	0	0	
Total:	6	Forcible Sodomy	0	0	0	
		Sexual Assault With An Object	0	0	0	
		Forcible Fondling	0	0	0	
Offense Overview		Incest	0	0	0	
Incident Total	75	Statutory Rape	0	0	0	
Offense Total	87	Aggravated Assault	1	0	0	
Group A Crimes per 100,000 population	8,073.2	Simple Assault	17	9	0	
		Intimidation	0	0	0	
		Human Trafficking, Commercial Sex Acts	0	0	0	
		Human Trafficking, Involuntary Servitude	0	0	0	
Arrest Overview		Crimes Against Property				
Total Arrests	100	Arson	0	0	0	
Adult Arrests	100	Bribery	0	0	0	
Juvenile Arrests	0	Burglary/Breaking & Entering	0	0	0	
Unknown Age	0	Counterfeiting/Forgery	3	0	0	
Arrests per 100,000 population	10,764.3	Destruction/Damage/Vandalism of Property	10	3	0	
		Embezzlement	0	0	0	
		Extortion/Blackmail	0	0	0	
		False Pretenses/Swindle/Confidence Game	1	0	0	
		Credit Card/Automatic Teller Fraud	1	0	0	
		Impersonation	0	0	0	
		Welfare Fraud	0	0	0	
		Wire Fraud	0	0	0	
		Identity Theft	0	0	0	
		Hacking/Computer Invasion	0	0	0	
		Robbery	0	0	0	
		Pocket-picking	0	0	0	
		Purse-snatching	0	0	0	
		Shoplifting	24	16	0	
		Theft From Building	0	0	0	
		Theft From Coin Operated Machine or Device	0	0	0	
		Theft From Motor Vehicle	2	0	0	
		Theft of Motor Vehicle Parts/Accessories	0	0	0	
		All Other Larceny	9	2	0	
		Motor Vehicle Theft	1	0	0	
		Stolen Property Offenses	0	0	0	
		Crimes Against Society				
		Drug/Narcotic Violations	13	11	0	
		Drug Equipment Violations	4	1	0	
		Betting/Wagering	0	0	0	
		Operating/Promoting/Assisting Gambling	0	0	0	
		Gambling Equipment Violations	0	0	0	
		Sports Tampering	0	0	0	
		Pornography/Obscene Material	0	0	0	
		Prostitution	0	0	0	
		Assisting or Promoting Prostitution	0	0	0	
		Purchasing Prostitution	0	0	0	
		Weapon Law Violations	1	0	0	
		Animal Cruelty	0	0	0	
		Total Group A Offenses	87	42	0	

Group B Arrests		
Offense	Adult	Juvenile
Bad Checks	0	0
Curfew/Loitering/Vagrancy Violations	0	0
Disorderly Conduct	0	0
Driving Under the Influence	6	0
Drunkenness	19	0
Family Offenses (Nonviolent)	1	0
Liquor Law Violations	1	0
Peeping Tom	0	0
Runaway	0	0
Trespass of Real Property	0	0
All Other Offenses	31	0
Total Group B	58	0

(*) Offenses are counted using the FBI Units of Count for Crime

(**) The 'Arrests' column shows arrests made for incidents during the selected period, regardless of arrest date. Arrest counts for the same period may change over time.

Halifax CO Sheriff's Office - VA0410000 - NIBRS Agency Crime Overview - 2018

2018 Population Estimate	25,647	Offenses (*)	Arrests (**)		
		Reported	Adult	Juvenile	
Law Enforcement Employees		Group A Offenses			
		Crimes Against Persons			
Sworn Male	30	Murder and Nonnegligent Manslaughter	4	3	0
Sworn Female	1	Negligent Manslaughter	1	0	0
Civilian Male	4	Kidnapping/Abduction	4	2	0
Civilian Female	3	Forcible Rape	4	1	0
Total:	38	Forcible Sodomy	3	0	0
		Sexual Assault With An Object	5	2	0
		Forcible Fondling	8	0	0
		Incest	1	0	0
Offense Overview		Statutory Rape	1	1	0
Incident Total	572	Aggravated Assault	26	21	2
Offense Total	648	Simple Assault	105	70	5
Group A Crimes per 100,000 population	2,230.3	Intimidation	3	0	0
		Human Trafficking, Commercial Sex Acts	0	0	0
		Human Trafficking, Involuntary Servitude	0	0	0
		Crimes Against Property			
Arrest Overview		Arson	3	0	0
Total Arrests	696	Bribery	0	0	0
Adult Arrests	678	Burglary/Breaking & Entering	59	3	3
Juvenile Arrests	18	Counterfeiting/Forgery	6	5	0
Unknown Age	0	Destruction/Damage/Vandalism of Property	75	10	1
Arrests per 100,000 population	2,713.8	Embezzlement	3	1	0
		Extortion/Blackmail	0	0	0
		False Pretenses/Swindle/Confidence Game	4	5	0
		Credit Card/Automatic Teller Fraud	23	0	0
		Impersonation	4	0	1
		Welfare Fraud	0	0	0
		Wire Fraud	7	0	0
		Identity Theft	0	0	0
		Hacking/Computer Invasion	0	0	0
		Robbery	7	3	1
		Pocket-picking	0	0	0
		Purse-snatching	0	0	0
		Shoplifting	6	1	0
		Theft From Building	17	0	0
		Theft From Coin Operated Machine or Device	0	0	0
		Theft From Motor Vehicle	17	0	0
		Theft of Motor Vehicle Parts/Accessories	4	0	0
		All Other Larceny	112	18	0
		Motor Vehicle Theft	22	4	0
		Stolen Property Offenses	0	1	0
		Crimes Against Society			
		Drug/Narcotic Violations	82	68	0
		Drug Equipment Violations	11	3	0
		Betting/Wagering	0	0	0
		Operating/Promoting/Assisting Gambling	0	0	0
		Gambling Equipment Violations	0	0	0
		Sports Tampering	0	0	0
		Pornography/Obscene Material	1	0	0
		Prostitution	0	0	0
		Assisting or Promoting Prostitution	0	0	0
		Purchasing Prostitution	0	0	0
		Weapon Law Violations	20	13	1
		Animal Cruelty	0	0	0
		Total Group A Offenses	648	235	14
		Group B Arrests			
Offense		Adult	Juvenile		
Bad Checks	0	0			
Curfew/Loitering/Vagrancy Violations	0	0			
Disorderly Conduct	6	1			
Driving Under the Influence	19	0			
Drunkenness	38	0			
Family Offenses (Nonviolent)	0	0			
Liquor Law Violations	0	1			
Peeping Tom	0	0			
Runaway	0	0			
Trespass of Real Property	23	0			
All Other Offenses	357	2			
Total Group B	443	4			

(*) Offenses are counted using the FBI Units of Count for Crime

(**) The 'Arrests' column shows arrests made for incidents during the selected period, regardless of arrest date. Arrest counts for the same period may change over time.

Halifax Police Department - VA0410100 - NIBRS Agency Crime Overview - 2018

2018 Population Estimate		1,227	Offenses (*)	Arrests (**)	
			Reported	Adult	Juvenile
Law Enforcement Employees			Group A Offenses		
			Crimes Against Persons		
Sworn Male	5		Murder and Nonnegligent Manslaughter	0	0
Sworn Female	0		Negligent Manslaughter	0	0
Civilian Male	0		Kidnapping/Abduction	0	0
Civilian Female	0		Forcible Rape	0	0
Total:	5		Forcible Sodomy	0	0
			Sexual Assault With An Object	0	0
			Forcible Fondling	0	0
Offense Overview			Incest	1	0
Incident Total	47		Statutory Rape	0	0
Offense Total	54		Aggravated Assault	1	0
Group A Crimes per 100,000 population	3,830.5		Simple Assault	10	4
			Intimidation	0	0
			Human Trafficking, Commercial Sex Acts	0	0
			Human Trafficking, Involuntary Servitude	0	0
Arrest Overview			Crimes Against Property		
Total Arrests	41		Arson	0	0
Adult Arrests	41		Bribery	0	0
Juvenile Arrests	0		Burglary/Breaking & Entering	2	0
Unknown Age	0		Counterfeiting/Forgery	0	0
Arrests per 100,000 population	3,341.5		Destruction/Damage/Vandalism of Property	14	0
			Embezzlement	0	0
			Extortion/Blackmail	0	0
			False Pretenses/Swindle/Confidence Game	0	0
			Credit Card/Automatic Teller Fraud	0	0
			Impersonation	0	0
			Welfare Fraud	0	0
			Wire Fraud	0	0
			Identity Theft	0	0
			Hacking/Computer Invasion	0	0
			Robbery	0	0
			Pocket-picking	0	0
			Purse-snatching	0	0
			Shoplifting	2	1
			Theft From Building	1	0
			Theft From Coin Operated Machine or Device	0	0
			Theft From Motor Vehicle	1	0
			Theft of Motor Vehicle Parts/Accessories	0	0
			All Other Larceny	7	1
			Motor Vehicle Theft	0	0
			Stolen Property Offenses	0	0
			Crimes Against Society		
			Drug/Narcotic Violations	13	9
			Drug Equipment Violations	1	0
			Betting/Wagering	0	0
			Operating/Promoting/Assisting Gambling	0	0
			Gambling Equipment Violations	0	0
			Sports Tampering	0	0
			Pornography/Obscene Material	0	0
			Prostitution	0	0
			Assisting or Promoting Prostitution	0	0
			Purchasing Prostitution	0	0
			Weapon Law Violations	1	0
			Animal Cruelty	0	0
			Total Group A Offenses	54	15
					0
Group B Arrests					
Offense	Adult	Juvenile			
Bad Checks	0	0			
Curfew/Loitering/Vagrancy Violations	0	0			
Disorderly Conduct	0	0			
Driving Under the Influence	10	0			
Drunkenness	7	0			
Family Offenses (Nonviolent)	0	0			
Liquor Law Violations	2	0			
Peeping Tom	0	0			
Runaway	0	0			
Trespass of Real Property	2	0			
All Other Offenses	5	0			
Total Group B	26	0			

(*) Offenses are counted using the FBI Units of Count for Crime

(**) The 'Arrests' column shows arrests made for incidents during the selected period, regardless of arrest date. Arrest counts for the same period may change over time.

Hampton Police Division - VA1110000 - NIBRS Agency Crime Overview - 2018

2018 Population Estimate	135,629	Offenses (*)	Arrests (**)		
		Reported	Adult	Juvenile	
Law Enforcement Employees		Group A Offenses			
		Crimes Against Persons			
Sworn Male	228	Murder and Nonnegligent Manslaughter	16	5	2
Sworn Female	42	Negligent Manslaughter	0	1	0
Civilian Male	17	Kidnapping/Abduction	25	26	3
Civilian Female	84	Forcible Rape	15	4	1
Total:	371	Forcible Sodomy	7	1	1
		Sexual Assault With An Object	3	1	0
		Forcible Fondling	40	6	1
		Incest	0	0	0
Offense Overview		Statutory Rape	4	2	0
Incident Total	8,202	Aggravated Assault	161	87	8
Offense Total	9,123	Simple Assault	1,498	733	78
Group A Crimes per 100,000 population	6,047.4	Intimidation	134	18	6
		Human Trafficking, Commercial Sex Acts	0	0	0
		Human Trafficking, Involuntary Servitude	0	0	0
		Crimes Against Property			
Arrest Overview		Arson	21	2	2
Total Arrests	5,724	Bribery	0	0	0
Adult Arrests	5,019	Burglary/Breaking & Entering	327	64	28
Juvenile Arrests	705	Counterfeiting/Forgery	129	3	1
Unknown Age	0	Destruction/Damage/Vandalism of Property	1,242	55	6
Arrests per 100,000 population	4,220.3	Embezzlement	148	3	1
		Extortion/Blackmail	3	0	1
		False Pretenses/Swindle/Confidence Game	269	29	0
		Credit Card/Automatic Teller Fraud	161	2	0
		Impersonation	5	1	0
		Welfare Fraud	0	0	0
		Wire Fraud	3	0	0
		Identity Theft	0	0	0
		Hacking/Computer Invasion	0	0	0
		Robbery	120	15	12
		Pocket-picking	3	0	0
		Purse-snatching	6	0	0
		Shoplifting	727	207	21
		Theft From Building	257	0	0
		Theft From Coin Operated Machine or Device	3	0	0
		Theft From Motor Vehicle	986	0	0
		Theft of Motor Vehicle Parts/Accessories	298	0	0
		All Other Larceny	796	137	25
		Motor Vehicle Theft	235	3	3
		Stolen Property Offenses	17	17	6
		Crimes Against Society			
		Drug/Narcotic Violations	866	797	22
		Drug Equipment Violations	29	6	0
		Betting/Wagering	0	0	0
		Operating/Promoting/Assisting Gambling	0	2	0
		Gambling Equipment Violations	1	0	0
		Sports Tampering	0	0	0
		Pornography/Obscene Material	9	3	0
		Prostitution	26	3	0
		Assisting or Promoting Prostitution	2	22	0
		Purchasing Prostitution	0	0	0
		Weapon Law Violations	531	122	6
		Animal Cruelty	0	0	0
		Total Group A Offenses	9,123	2,377	234
		Group B Arrests			
Offense		Adult	Juvenile		
Bad Checks	2	0			
Curfew/Loitering/Vagrancy Violations	0	99			
Disorderly Conduct	10	5			
Driving Under the Influence	204	0			
Drunkenness	233	0			
Family Offenses (Nonviolent)	52	0			
Liquor Law Violations	5	1			
Peeping Tom	1	0			
Runaway	0	289			
Trespass of Real Property	168	8			
All Other Offenses	1,967	69			
Total Group B	2,642	471			

(*) Offenses are counted using the FBI Units of Count for Crime

(**) The 'Arrests' column shows arrests made for incidents during the selected period, regardless of arrest date. Arrest counts for the same period may change over time.

Hanover County Sheriffs Office - VA0420000 - NIBRS Agency Crime Overview - 2018

2018 Population Estimate	99,561	Offenses (*)	Arrests (**)		
		Reported	Adult	Juvenile	
Law Enforcement Employees		Group A Offenses			
Sworn Male	220	Crimes Against Persons			
Sworn Female	21	Murder and Nonnegligent Manslaughter	2	0	0
Civilian Male	1	Negligent Manslaughter	0	0	0
Civilian Female	18	Kidnapping/Abduction	8	7	1
Total:	260	Forcible Rape	15	1	0
		Forcible Sodomy	3	0	0
		Sexual Assault With An Object	8	1	0
		Forcible Fondling	49	4	4
		Incest	0	0	0
Offense Overview		Statutory Rape	0	0	0
Incident Total	3,619	Aggravated Assault	100	46	5
Offense Total	4,104	Simple Assault	819	235	48
Group A Crimes per 100,000 population	3,635.0	Intimidation	111	18	4
		Human Trafficking, Commercial Sex Acts	0	0	0
		Human Trafficking, Involuntary Servitude	0	0	0
		Crimes Against Property			
Arrest Overview		Arson	3	1	0
Total Arrests	3,996	Bribery	0	0	0
Adult Arrests	3,777	Burglary/Breaking & Entering	49	16	0
Juvenile Arrests	219	Counterfeiting/Forgery	70	41	0
Unknown Age	0	Destruction/Damage/Vandalism of Property	311	40	10
Arrests per 100,000 population	4,013.6	Embezzlement	29	17	4
		Extortion/Blackmail	3	0	0
		False Pretenses/Swindle/Confidence Game	129	20	4
		Credit Card/Automatic Teller Fraud	103	2	0
		Impersonation	153	45	0
		Welfare Fraud	0	0	0
		Wire Fraud	0	0	0
		Identity Theft	0	0	0
		Hacking/Computer Invasion	0	0	0
		Robbery	9	7	2
		Pocket-picking	2	2	0
		Purse-snatching	0	0	0
		Shoplifting	190	156	21
		Theft From Building	210	28	9
		Theft From Coin Operated Machine or Device	2	0	0
		Theft From Motor Vehicle	139	12	4
		Theft of Motor Vehicle Parts/Accessories	18	0	0
		All Other Larceny	261	78	6
		Motor Vehicle Theft	32	5	0
		Stolen Property Offenses	8	8	2
		Crimes Against Society			
		Drug/Narcotic Violations	1,092	1,068	47
		Drug Equipment Violations	26	3	0
		Betting/Wagering	2	0	0
		Operating/Promoting/Assisting Gambling	0	0	0
		Gambling Equipment Violations	0	0	0
		Sports Tampering	0	0	0
		Pornography/Obscene Material	53	5	6
		Prostitution	1	0	0
		Assisting or Promoting Prostitution	0	0	0
		Purchasing Prostitution	0	0	0
		Weapon Law Violations	94	27	6
		Animal Cruelty	0	0	0
		Total Group A Offenses	4,104	1,893	183

Group B Arrests	Adult	Juvenile
Bad Checks	7	0
Curfew/Loitering/Vagrancy Violations	0	0
Disorderly Conduct	8	6
Driving Under the Influence	162	0
Drunkenness	62	0
Family Offenses (Nonviolent)	2	8
Liquor Law Violations	44	10
Peeping Tom	0	0
Runaway	0	0
Trespass of Real Property	34	3
All Other Offenses	1,565	9
Total Group B	1,884	36

(*) Offenses are counted using the FBI Units of Count for Crime

(**) The 'Arrests' column shows arrests made for incidents during the selected period, regardless of arrest date. Arrest counts for the same period may change over time.

Harrisonburg Police Department - VA1120000 - NIBRS Agency Crime Overview - 2018

2018 Population Estimate	54,606	Offenses (*)	Arrests (**)		
		Reported	Adult	Juvenile	
Law Enforcement Employees		Group A Offenses			
		Crimes Against Persons			
Sworn Male	91	Murder and Nonnegligent Manslaughter	4	2	0
Sworn Female	10	Negligent Manslaughter	0	0	0
Civilian Male	4	Kidnapping/Abduction	9	6	0
Civilian Female	16	Forcible Rape	13	4	0
Total:	121	Forcible Sodomy	5	0	0
		Sexual Assault With An Object	0	0	0
		Forcible Fondling	19	5	0
		Incest	0	0	0
Offense Overview		Statutory Rape	0	0	0
Incident Total	2,229	Aggravated Assault	78	23	2
Offense Total	2,749	Simple Assault	437	170	5
Group A Crimes per 100,000 population	4,082.0	Intimidation	33	3	1
		Human Trafficking, Commercial Sex Acts	0	0	0
		Human Trafficking, Involuntary Servitude	0	0	0
		Crimes Against Property			
Arrest Overview		Arson	3	0	0
Total Arrests	2,571	Bribery	0	0	0
Adult Arrests	2,514	Burglary/Breaking & Entering	104	16	2
Juvenile Arrests	56	Counterfeiting/Forgery	80	18	0
Unknown Age	1	Destruction/Damage/Vandalism of Property	293	14	2
Arrests per 100,000 population	4,708.3	Embezzlement	23	16	0
		Extortion/Blackmail	4	0	0
		False Pretenses/Swindle/Confidence Game	169	12	0
		Credit Card/Automatic Teller Fraud	74	4	0
		Impersonation	58	12	0
		Welfare Fraud	1	1	0
		Wire Fraud	5	0	0
		Identity Theft	0	0	0
		Hacking/Computer Invasion	0	0	0
		Robbery	12	7	3
		Pocket-picking	0	0	0
		Purse-snatching	0	0	0
		Shoplifting	263	132	6
		Theft From Building	87	8	0
		Theft From Coin Operated Machine or Device	2	0	0
		Theft From Motor Vehicle	125	5	1
		Theft of Motor Vehicle Parts/Accessories	54	5	0
		All Other Larceny	188	11	0
		Motor Vehicle Theft	26	3	0
		Stolen Property Offenses	10	2	0
		Crimes Against Society			
		Drug/Narcotic Violations	406	268	10
		Drug Equipment Violations	98	0	0
		Betting/Wagering	0	0	0
		Operating/Promoting/Assisting Gambling	0	0	0
		Gambling Equipment Violations	0	0	0
		Sports Tampering	0	0	0
		Pornography/Obscene Material	17	3	0
		Prostitution	1	0	0
		Assisting or Promoting Prostitution	0	0	0
		Purchasing Prostitution	0	0	0
		Weapon Law Violations	48	10	0
		Animal Cruelty	0	0	0
		Total Group A Offenses	2,749	760	32
		Group B Arrests			
Offense		Adult	Juvenile		
Bad Checks	10	0			
Curfew/Loitering/Vagrancy Violations	0	0			
Disorderly Conduct	14	1			
Driving Under the Influence	135	0			
Drunkenness	392	0			
Family Offenses (Nonviolent)	6	0			
Liquor Law Violations	131	5			
Peeping Tom	0	0			
Runaway	0	0			
Trespass of Real Property	63	0			
All Other Offenses	1,003	18			
Total Group B	1,754	24			

(*) Offenses are counted using the FBI Units of Count for Crime

(**) The 'Arrests' column shows arrests made for incidents during the selected period, regardless of arrest date. Arrest counts for the same period may change over time.

Haymarket Police Department - VA0750500 - NIBRS Agency Crime Overview - 2018

2018 Population Estimate	1,715	Offenses (*)	Arrests (**)	
		Reported	Adult	Juvenile
Law Enforcement Employees		Group A Offenses		
		Crimes Against Persons		
Sworn Male	6	Murder and Nonnegligent Manslaughter	0	0
Sworn Female	0	Negligent Manslaughter	0	0
Civilian Male	0	Kidnapping/Abduction	0	0
Civilian Female	0	Forcible Rape	0	0
Total:	6	Forcible Sodomy	1	0
		Sexual Assault With An Object	1	0
		Forcible Fondling	0	0
		Incest	0	0
Offense Overview		Statutory Rape	0	0
Incident Total	85	Aggravated Assault	4	1
Offense Total	133	Simple Assault	4	4
Group A Crimes per 100,000 population	4,956.3	Intimidation	1	1
		Human Trafficking, Commercial Sex Acts	0	0
		Human Trafficking, Involuntary Servitude	0	0
		Crimes Against Property		
Arrest Overview		Arson	0	0
Total Arrests	124	Bribery	0	0
Adult Arrests	123	Burglary/Breaking & Entering	0	0
Juvenile Arrests	1	Counterfeiting/Forgery	2	1
Unknown Age	0	Destruction/Damage/Vandalism of Property	9	2
Arrests per 100,000 population	7,230.3	Embezzlement	0	0
		Extortion/Blackmail	0	0
		False Pretenses/Swindle/Confidence Game	3	2
		Credit Card/Automatic Teller Fraud	1	0
		Impersonation	0	0
		Welfare Fraud	0	0
		Wire Fraud	1	0
		Identity Theft	0	0
		Hacking/Computer Invasion	0	0
		Robbery	0	0
		Pocket-picking	0	0
		Purse-snatching	0	0
		Shoplifting	1	0
		Theft From Building	0	0
		Theft From Coin Operated Machine or Device	0	0
		Theft From Motor Vehicle	3	0
		Theft of Motor Vehicle Parts/Accessories	0	0
		All Other Larceny	6	3
		Motor Vehicle Theft	2	0
		Stolen Property Offenses	1	2
		Crimes Against Society		
		Drug/Narcotic Violations	53	41
		Drug Equipment Violations	37	3
		Betting/Wagering	0	0
		Operating/Promoting/Assisting Gambling	0	0
		Gambling Equipment Violations	0	0
		Sports Tampering	0	0
		Pornography/Obscene Material	1	0
		Prostitution	0	0
		Assisting or Promoting Prostitution	0	0
		Purchasing Prostitution	0	0
		Weapon Law Violations	2	1
		Animal Cruelty	0	0
		Total Group A Offenses	133	61
			1	1

(*) Offenses are counted using the FBI Units of Count for Crime

(**) The 'Arrests' column shows arrests made for incidents during the selected period, regardless of arrest date. Arrest counts for the same period may change over time.

Haysi Police Department - VA0260200 - NIBRS Agency Crime Overview - 2018

2018 Population Estimate		481	Offenses (*)		Arrests (**)	
			Reported	Adult	Juvenile	
Law Enforcement Employees			Group A Offenses			
Sworn Male			Crimes Against Persons			
Sworn Female	0	2	Murder and Nonnegligent Manslaughter	0	0	0
Civilian Male	0	0	Negligent Manslaughter	0	0	0
Civilian Female	1	0	Kidnapping/Abduction	0	0	0
Total:	3	0	Forcible Rape	0	0	0
		0	Forcible Sodomy	0	0	0
		0	Sexual Assault With An Object	0	0	0
		0	Forcible Fondling	0	0	0
		0	Incest	0	0	0
		0	Statutory Rape	0	0	0
		0	Aggravated Assault	0	0	0
		0	Simple Assault	0	0	0
		0	Intimidation	0	0	0
		0	Human Trafficking, Commercial Sex Acts	0	0	0
		0	Human Trafficking, Involuntary Servitude	0	0	0
Offense Overview			Crimes Against Property			
Incident Total	11	1	Arson	0	0	0
Offense Total	11	1	Bribery	0	0	0
Group A Crimes per 100,000 population	2,286.9	0	Burglary/Breaking & Entering	1	0	0
		0	Counterfeiting/Forgery	1	0	0
		0	Destruction/Damage/Vandalism of Property	2	0	0
		0	Embezzlement	0	0	0
		0	Extortion/Blackmail	0	0	0
		0	False Pretenses/Swindle/Confidence Game	0	0	0
		0	Credit Card/Automatic Teller Fraud	0	0	0
		0	Impersonation	0	0	0
		0	Welfare Fraud	0	0	0
		0	Wire Fraud	0	0	0
		0	Identity Theft	0	0	0
		0	Hacking/Computer Invasion	0	0	0
		0	Robbery	0	0	0
		0	Pocket-picking	0	0	0
		0	Purse-snatching	0	0	0
		0	Shoplifting	2	1	0
		0	Theft From Building	1	0	0
		0	Theft From Coin Operated Machine or Device	0	0	0
		0	Theft From Motor Vehicle	2	0	0
		0	Theft of Motor Vehicle Parts/Accessories	0	0	0
		0	All Other Larceny	1	0	0
		0	Motor Vehicle Theft	0	0	0
		0	Stolen Property Offenses	0	0	0
Arrest Overview			Crimes Against Society			
Total Arrests	1	0	Drug/Narcotic Violations	0	0	0
Adult Arrests	1	0	Drug Equipment Violations	0	0	0
Juvenile Arrests	0	0	Betting/Wagering	0	0	0
Unknown Age	0	0	Operating/Promoting/Assisting Gambling	0	0	0
Arrests per 100,000 population	207.9	0	Gambling Equipment Violations	0	0	0
		0	Sports Tampering	0	0	0
		0	Pornography/Obscene Material	1	0	0
		0	Prostitution	0	0	0
		0	Assisting or Promoting Prostitution	0	0	0
		0	Purchasing Prostitution	0	0	0
		0	Weapon Law Violations	0	0	0
		0	Animal Cruelty	0	0	0
Group B Arrests			Total Group A Offenses			
Offense			Reported			
		Adult	Juvenile			
Bad Checks	0	0		11	1	0
Curfew/Loitering/Vagrancy Violations	0	0				
Disorderly Conduct	0	0				
Driving Under the Influence	0	0				
Drunkenness	0	0				
Family Offenses (Nonviolent)	0	0				
Liquor Law Violations	0	0				
Peeping Tom	0	0				
Runaway	0	0				
Trespass of Real Property	0	0				
All Other Offenses	0	0				
Total Group B	0	0				

(*) Offenses are counted using the FBI Units of Count for Crime

(**) The 'Arrests' column shows arrests made for incidents during the selected period, regardless of arrest date. Arrest counts for the same period may change over time.

Henrico PD - VA0430100 - NIBRS Agency Crime Overview - 2018

2018 Population Estimate	326,993	Offenses (*)	Arrests (**)		
		Reported	Adult	Juvenile	
Law Enforcement Employees		Group A Offenses			
		Crimes Against Persons			
Sworn Male	574	Murder and Nonnegligent Manslaughter	12	6	0
Sworn Female	80	Negligent Manslaughter	1	1	0
Civilian Male	51	Kidnapping/Abduction	47	7	0
Civilian Female	112	Forcible Rape	31	2	2
Total:	817	Forcible Sodomy	10	2	0
		Sexual Assault With An Object	0	0	0
		Forcible Fondling	20	1	0
Offense Overview		Incest	0	0	0
Incident Total	15,257	Statutory Rape	2	2	0
Offense Total	17,350	Aggravated Assault	349	191	8
Group A Crimes per 100,000 population	4,665.8	Simple Assault	2,021	739	81
		Intimidation	37	5	0
		Human Trafficking, Commercial Sex Acts	0	0	0
		Human Trafficking, Involuntary Servitude	0	0	0
Arrest Overview		Crimes Against Property			
Total Arrests	11,260	Arson	29	3	3
Adult Arrests	10,518	Bribery	0	0	0
Juvenile Arrests	739	Burglary/Breaking & Entering	666	105	33
Unknown Age	3	Counterfeiting/Forgery	271	55	1
Arrests per 100,000 population	3,443.5	Destruction/Damage/Vandalism of Property	1,973	81	27
		Embezzlement	107	60	0
		Extortion/Blackmail	16	1	0
		False Pretenses/Swindle/Confidence Game	1,286	109	6
		Credit Card/Automatic Teller Fraud	0	0	0
		Impersonation	3	2	0
		Welfare Fraud	0	0	0
		Wire Fraud	0	0	0
		Identity Theft	0	0	0
		Hacking/Computer Invasion	0	0	0
		Robbery	115	56	23
		Pocket-picking	24	4	0
		Purse-snatching	8	2	1
		Shoplifting	2,008	1,062	68
		Theft From Building	1,166	45	8
		Theft From Coin Operated Machine or Device	2	1	0
		Theft From Motor Vehicle	1,789	20	4
		Theft of Motor Vehicle Parts/Accessories	381	3	0
		All Other Larceny	1,092	249	15
		Motor Vehicle Theft	570	28	41
		Stolen Property Offenses	65	29	6
		Crimes Against Society			
		Drug/Narcotic Violations	2,530	1,861	61
		Drug Equipment Violations	289	40	0
		Betting/Wagering	4	1	0
		Operating/Promoting/Assisting Gambling	0	0	0
		Gambling Equipment Violations	1	1	0
		Sports Tampering	0	0	0
		Pornography/Obscene Material	8	0	0
		Prostitution	4	2	0
		Assisting or Promoting Prostitution	57	74	0
		Purchasing Prostitution	0	0	0
		Weapon Law Violations	356	234	20
		Animal Cruelty	0	0	0
		Total Group A Offenses	17,350	5,084	408
		Group B Arrests			
Offense		Adult	Juvenile		
Bad Checks	12	0			
Curfew/Loitering/Vagrancy Violations	1	10			
Disorderly Conduct	29	33			
Driving Under the Influence	1,149	0			
Drunkenness	292	3			
Family Offenses (Nonviolent)	32	0			
Liquor Law Violations	18	6			
Peeping Tom	1	0			
Runaway	0	234			
Trespass of Real Property	167	12			
All Other Offenses	3,733	33			
Total Group B	5,434	331			

(*) Offenses are counted using the FBI Units of Count for Crime

(**) The 'Arrests' column shows arrests made for incidents during the selected period, regardless of arrest date. Arrest counts for the same period may change over time.

Henry County Sheriff's Office - VA0440000 - NIBRS Agency Crime Overview - 2018

2018 Population Estimate	51,438	Offenses (*)	Arrests (**)		
		Reported	Adult	Juvenile	
Law Enforcement Employees		Group A Offenses			
		Crimes Against Persons			
Sworn Male	105	Murder and Nonnegligent Manslaughter	3	4	0
Sworn Female	17	Negligent Manslaughter	0	0	0
Civilian Male	1	Kidnapping/Abduction	12	12	1
Civilian Female	11	Forcible Rape	8	2	1
Total:	134	Forcible Sodomy	9	2	0
		Sexual Assault With An Object	1	2	1
		Forcible Fondling	31	3	1
		Incest	4	0	0
Offense Overview		Statutory Rape	1	0	0
Incident Total	2,480	Aggravated Assault	86	48	0
Offense Total	2,705	Simple Assault	437	301	4
Group A Crimes per 100,000 population	4,821.3	Intimidation	30	13	0
		Human Trafficking, Commercial Sex Acts	0	0	0
		Human Trafficking, Involuntary Servitude	0	0	0
		Crimes Against Property			
Arrest Overview		Arson	10	3	1
Total Arrests	1,662	Bribery	0	0	0
Adult Arrests	1,643	Burglary/Breaking & Entering	263	37	0
Juvenile Arrests	18	Counterfeiting/Forgery	44	6	0
Unknown Age	1	Destruction/Damage/Vandalism of Property	229	32	3
Arrests per 100,000 population	3,231.1	Embezzlement	33	16	0
		Extortion/Blackmail	0	0	0
		False Pretenses/Swindle/Confidence Game	85	22	0
		Credit Card/Automatic Teller Fraud	101	12	0
		Impersonation	20	1	0
		Welfare Fraud	0	0	0
		Wire Fraud	12	0	0
		Identity Theft	1	0	0
		Hacking/Computer Invasion	0	0	0
		Robbery	20	11	1
		Pocket-picking	0	0	0
		Purse-snatching	0	0	0
		Shoplifting	177	80	0
		Theft From Building	44	1	0
		Theft From Coin Operated Machine or Device	4	3	0
		Theft From Motor Vehicle	91	1	0
		Theft of Motor Vehicle Parts/Accessories	86	0	0
		All Other Larceny	391	67	1
		Motor Vehicle Theft	100	14	0
		Stolen Property Offenses	2	2	0
		Crimes Against Society			
		Drug/Narcotic Violations	288	60	0
		Drug Equipment Violations	12	0	0
		Betting/Wagering	0	0	0
		Operating/Promoting/Assisting Gambling	0	0	0
		Gambling Equipment Violations	0	0	0
		Sports Tampering	0	0	0
		Pornography/Obscene Material	10	0	0
		Prostitution	0	0	0
		Assisting or Promoting Prostitution	0	0	0
		Purchasing Prostitution	0	0	0
		Weapon Law Violations	60	26	0
		Animal Cruelty	0	0	0
		Total Group A Offenses	2,705	781	14
		Group B Arrests			
Offense		Adult	Juvenile		
Bad Checks	0	0			
Curfew/Loitering/Vagrancy Violations	0	0			
Disorderly Conduct	2	0			
Driving Under the Influence	20	0			
Drunkenness	154	0			
Family Offenses (Nonviolent)	4	0			
Liquor Law Violations	0	0			
Peeping Tom	0	0			
Runaway	0	0			
Trespass of Real Property	24	1			
All Other Offenses	658	3			
Total Group B	862	4			

(*) Offenses are counted using the FBI Units of Count for Crime

(**) The 'Arrests' column shows arrests made for incidents during the selected period, regardless of arrest date. Arrest counts for the same period may change over time.

Herndon Police - VA0290200 - NIBRS Agency Crime Overview - 2018

2018 Population Estimate	24,532	Offenses (*)	Arrests (**)		
		Reported	Adult	Juvenile	
Law Enforcement Employees		Group A Offenses			
		Crimes Against Persons			
Sworn Male	49	Murder and Nonnegligent Manslaughter	1	0	0
Sworn Female	4	Negligent Manslaughter	0	0	0
Civilian Male	0	Kidnapping/Abduction	8	7	0
Civilian Female	14	Forcible Rape	8	3	0
Total:	67	Forcible Sodomy	2	0	0
		Sexual Assault With An Object	0	0	0
		Forcible Fondling	18	0	0
Offense Overview		Incest	0	0	0
Incident Total	740	Statutory Rape	0	0	0
Offense Total	797	Aggravated Assault	3	1	0
Group A Crimes per 100,000 population	3,016.5	Simple Assault	179	41	2
		Intimidation	11	0	0
		Human Trafficking, Commercial Sex Acts	0	0	0
		Human Trafficking, Involuntary Servitude	0	0	0
Arrest Overview		Crimes Against Property			
Total Arrests	423	Arson	0	0	0
Adult Arrests	414	Bribery	0	0	0
Juvenile Arrests	9	Burglary/Breaking & Entering	15	1	0
Unknown Age	0	Counterfeiting/Forgery	3	1	0
Arrests per 100,000 population	1,724.3	Destruction/Damage/Vandalism of Property	78	2	0
		Embezzlement	2	0	0
		Extortion/Blackmail	4	0	0
		False Pretenses/Swindle/Confidence Game	40	1	0
		Credit Card/Automatic Teller Fraud	17	0	0
		Impersonation	16	0	0
		Welfare Fraud	0	0	0
		Wire Fraud	10	0	0
		Identity Theft	0	0	0
		Hacking/Computer Invasion	0	0	0
		Robbery	18	5	1
		Pocket-picking	0	0	0
		Purse-snatching	1	0	0
		Shoplifting	37	2	0
		Theft From Building	27	0	0
		Theft From Coin Operated Machine or Device	0	0	0
		Theft From Motor Vehicle	73	0	0
		Theft of Motor Vehicle Parts/Accessories	14	0	0
		All Other Larceny	76	19	1
		Motor Vehicle Theft	5	0	0
		Stolen Property Offenses	4	1	0
		Crimes Against Society			
		Drug/Narcotic Violations	113	65	3
		Drug Equipment Violations	5	0	0
		Betting/Wagering	0	0	0
		Operating/Promoting/Assisting Gambling	0	0	0
		Gambling Equipment Violations	0	0	0
		Sports Tampering	0	0	0
		Pornography/Obscene Material	0	0	0
		Prostitution	0	0	0
		Assisting or Promoting Prostitution	0	0	0
		Purchasing Prostitution	0	0	0
		Weapon Law Violations	9	2	0
		Animal Cruelty	0	0	0
		Total Group A Offenses	797	151	7
		Group B Arrests			
Offense		Adult	Juvenile		
Bad Checks	0	0			
Curfew/Loitering/Vagrancy Violations	0	0			
Disorderly Conduct	8	0			
Driving Under the Influence	89	1			
Drunkenness	68	0			
Family Offenses (Nonviolent)	0	0			
Liquor Law Violations	9	1			
Peeping Tom	0	0			
Runaway	0	0			
Trespass of Real Property	13	0			
All Other Offenses	76	0			
Total Group B	263	2			

(*) Offenses are counted using the FBI Units of Count for Crime

(**) The 'Arrests' column shows arrests made for incidents during the selected period, regardless of arrest date. Arrest counts for the same period may change over time.

Highland County Sheriff's Office - VA0450000 - NIBRS Agency Crime Overview - 2018

2018 Population Estimate	2,265	Offenses (*)	Arrests (**)	
		Reported	Adult	Juvenile
Law Enforcement Employees		Group A Offenses		
		Crimes Against Persons		
Sworn Male	8	Murder and Nonnegligent Manslaughter	0	0
Sworn Female	0	Negligent Manslaughter	0	0
Civilian Male	2	Kidnapping/Abduction	1	0
Civilian Female	3	Forcible Rape	0	0
Total:	13	Forcible Sodomy	0	0
		Sexual Assault With An Object	1	0
		Forcible Fondling	0	0
		Incest	0	0
Offense Overview		Statutory Rape	0	0
Incident Total	32	Aggravated Assault	1	0
Offense Total	36	Simple Assault	3	0
Group A Crimes per 100,000 population	1,412.8	Intimidation	0	0
		Human Trafficking, Commercial Sex Acts	0	0
		Human Trafficking, Involuntary Servitude	0	0
Arrest Overview		Crimes Against Property		
Total Arrests	1	Arson	1	0
Adult Arrests	1	Bribery	0	0
Juvenile Arrests	0	Burglary/Breaking & Entering	2	0
Unknown Age	0	Counterfeiting/Forgery	0	0
Arrests per 100,000 population	44.2	Destruction/Damage/Vandalism of Property	12	0
		Embezzlement	0	0
		Extortion/Blackmail	0	0
		False Pretenses/Swindle/Confidence Game	1	0
		Credit Card/Automatic Teller Fraud	1	0
		Impersonation	0	0
		Welfare Fraud	0	0
		Wire Fraud	0	0
		Identity Theft	0	0
		Hacking/Computer Invasion	0	0
		Robbery	0	0
		Pocket-picking	0	0
		Purse-snatching	0	0
		Shoplifting	0	0
		Theft From Building	1	0
		Theft From Coin Operated Machine or Device	0	0
		Theft From Motor Vehicle	2	0
		Theft of Motor Vehicle Parts/Accessories	0	0
		All Other Larceny	9	0
		Motor Vehicle Theft	1	0
		Stolen Property Offenses	0	0
		Crimes Against Society		
		Drug/Narcotic Violations	0	0
		Drug Equipment Violations	0	0
		Betting/Wagering	0	0
		Operating/Promoting/Assisting Gambling	0	0
		Gambling Equipment Violations	0	0
		Sports Tampering	0	0
		Pornography/Obscene Material	0	0
		Prostitution	0	0
		Assisting or Promoting Prostitution	0	0
		Purchasing Prostitution	0	0
		Weapon Law Violations	0	0
		Animal Cruelty	0	0
		Total Group A Offenses	36	0

Group B Arrests		
Offense	Adult	Juvenile
Bad Checks	0	0
Curfew/Loitering/Vagrancy Violations	0	0
Disorderly Conduct	0	0
Driving Under the Influence	0	0
Drunkenness	0	0
Family Offenses (Nonviolent)	0	0
Liquor Law Violations	0	0
Peeping Tom	0	0
Runaway	0	0
Trespass of Real Property	0	0
All Other Offenses	1	0
Total Group B	1	0

(*) Offenses are counted using the FBI Units of Count for Crime

(**) The 'Arrests' column shows arrests made for incidents during the selected period, regardless of arrest date. Arrest counts for the same period may change over time.

Hillsville Police Department - VA0180100 - NIBRS Agency Crime Overview - 2018

2018 Population Estimate	2,654	Offenses (*)	Arrests (**)	
		Reported	Adult	Juvenile
Law Enforcement Employees		Group A Offenses		
		Crimes Against Persons		
Sworn Male	10	Murder and Nonnegligent Manslaughter	0	0
Sworn Female	0	Negligent Manslaughter	0	0
Civilian Male	1	Kidnapping/Abduction	0	0
Civilian Female	0	Forcible Rape	1	1
Total:	11	Forcible Sodomy	1	1
		Sexual Assault With An Object	1	0
		Forcible Fondling	0	0
		Incest	0	0
Offense Overview		Statutory Rape	0	0
Incident Total	158	Aggravated Assault	1	0
Offense Total	171	Simple Assault	15	7
Group A Crimes per 100,000 population	5,953.3	Intimidation	0	0
		Human Trafficking, Commercial Sex Acts	0	0
		Human Trafficking, Involuntary Servitude	0	0
Arrest Overview		Crimes Against Property		
Total Arrests	100	Arson	0	0
Adult Arrests	100	Bribery	0	0
Juvenile Arrests	0	Burglary/Breaking & Entering	10	1
Unknown Age	0	Counterfeiting/Forgery	8	3
Arrests per 100,000 population	3,767.9	Destruction/Damage/Vandalism of Property	22	0
		Embezzlement	3	3
		Extortion/Blackmail	0	0
		False Pretenses/Swindle/Confidence Game	1	0
		Credit Card/Automatic Teller Fraud	3	0
		Impersonation	0	0
		Welfare Fraud	0	0
		Wire Fraud	0	0
		Identity Theft	0	0
		Hacking/Computer Invasion	0	0
		Robbery	0	0
		Pocket-picking	0	0
		Purse-snatching	0	0
		Shoplifting	6	2
		Theft From Building	5	0
		Theft From Coin Operated Machine or Device	0	0
		Theft From Motor Vehicle	3	0
		Theft of Motor Vehicle Parts/Accessories	2	0
		All Other Larceny	34	5
		Motor Vehicle Theft	3	1
		Stolen Property Offenses	2	1
		Crimes Against Society		
		Drug/Narcotic Violations	41	26
		Drug Equipment Violations	2	1
		Betting/Wagering	0	0
		Operating/Promoting/Assisting Gambling	0	0
		Gambling Equipment Violations	0	0
		Sports Tampering	0	0
		Pornography/Obscene Material	2	1
		Prostitution	0	0
		Assisting or Promoting Prostitution	0	0
		Purchasing Prostitution	0	0
		Weapon Law Violations	5	2
		Animal Cruelty	0	0
		Total Group A Offenses	171	55
				0
Group B Arrests				
Offense		Adult	Juvenile	
Bad Checks	0	0		
Curfew/Loitering/Vagrancy Violations	0	0		
Disorderly Conduct	1	0		
Driving Under the Influence	8	0		
Drunkenness	20	0		
Family Offenses (Nonviolent)	2	0		
Liquor Law Violations	0	0		
Peeping Tom	0	0		
Runaway	0	0		
Trespass of Real Property	5	0		
All Other Offenses	9	0		
Total Group B	45	0		

(*) Offenses are counted using the FBI Units of Count for Crime

(**) The 'Arrests' column shows arrests made for incidents during the selected period, regardless of arrest date. Arrest counts for the same period may change over time.

Honaker Police Department - VA0830200 - NIBRS Agency Crime Overview - 2018

2018 Population Estimate	1,356	Offenses (*)	Arrests (**)	
		Reported	Adult	Juvenile
Law Enforcement Employees		Group A Offenses		
		Crimes Against Persons		
Sworn Male	3	Murder and Nonnegligent Manslaughter	0	0
Sworn Female	0	Negligent Manslaughter	0	0
Civilian Male	0	Kidnapping/Abduction	0	0
Civilian Female	1	Forcible Rape	1	0
Total:	4	Forcible Sodomy	0	0
		Sexual Assault With An Object	0	0
		Forcible Fondling	0	0
		Incest	0	0
Offense Overview		Statutory Rape	0	0
Incident Total	19	Aggravated Assault	0	0
Offense Total	22	Simple Assault	3	2
Group A Crimes per 100,000 population	1,401.2	Intimidation	0	0
		Human Trafficking, Commercial Sex Acts	0	0
		Human Trafficking, Involuntary Servitude	0	0
Arrest Overview		Crimes Against Property		
Total Arrests	17	Arson	0	0
Adult Arrests	17	Bribery	0	0
Juvenile Arrests	0	Burglary/Breaking & Entering	1	0
Unknown Age	0	Counterfeiting/Forgery	0	0
Arrests per 100,000 population	1,253.7	Destruction/Damage/Vandalism of Property	1	0
		Embezzlement	0	0
		Extortion/Blackmail	0	0
		False Pretenses/Swindle/Confidence Game	1	0
		Credit Card/Automatic Teller Fraud	0	0
		Impersonation	1	0
		Welfare Fraud	0	0
		Wire Fraud	0	0
		Identity Theft	0	0
		Hacking/Computer Invasion	0	0
		Robbery	0	0
		Pocket-picking	0	0
		Purse-snatching	0	0
		Shoplifting	2	0
		Theft From Building	0	0
		Theft From Coin Operated Machine or Device	0	0
		Theft From Motor Vehicle	0	0
		Theft of Motor Vehicle Parts/Accessories	0	0
		All Other Larceny	1	0
		Motor Vehicle Theft	0	0
		Stolen Property Offenses	1	0
		Crimes Against Society		
		Drug/Narcotic Violations	7	2
		Drug Equipment Violations	3	0
		Betting/Wagering	0	0
		Operating/Promoting/Assisting Gambling	0	0
		Gambling Equipment Violations	0	0
		Sports Tampering	0	0
		Pornography/Obscene Material	0	0
		Prostitution	0	0
		Assisting or Promoting Prostitution	0	0
		Purchasing Prostitution	0	0
		Weapon Law Violations	0	0
		Animal Cruelty	0	0
		Total Group A Offenses	22	4
			0	0

(*) Offenses are counted using the FBI Units of Count for Crime

(**) The 'Arrests' column shows arrests made for incidents during the selected period, regardless of arrest date. Arrest counts for the same period may change over time.

Hopewell Police Department - VA1130000 - NIBRS Agency Crime Overview - 2018

2018 Population Estimate	22,767	Offenses (*)	Arrests (**)		
		Reported	Adult	Juvenile	
Law Enforcement Employees		Group A Offenses			
		Crimes Against Persons			
Sworn Male	55	Murder and Nonnegligent Manslaughter	6	4	0
Sworn Female	4	Negligent Manslaughter	0	0	0
Civilian Male	1	Kidnapping/Abduction	4	5	0
Civilian Female	19	Forcible Rape	4	3	0
Total:	79	Forcible Sodomy	2	1	0
		Sexual Assault With An Object	1	2	0
		Forcible Fondling	11	6	0
		Incest	0	0	0
Offense Overview		Statutory Rape	1	1	0
Incident Total	1,441	Aggravated Assault	60	51	1
Offense Total	1,776	Simple Assault	340	153	2
Group A Crimes per 100,000 population	6,329.3	Intimidation	28	1	0
		Human Trafficking, Commercial Sex Acts	0	0	0
		Human Trafficking, Involuntary Servitude	0	0	0
		Crimes Against Property			
Arrest Overview		Arson	2	1	0
Total Arrests	866	Bribery	0	0	0
Adult Arrests	850	Burglary/Breaking & Entering	122	12	4
Juvenile Arrests	16	Counterfeiting/Forgery	33	14	0
Unknown Age	0	Destruction/Damage/Vandalism of Property	54	13	0
Arrests per 100,000 population	3,803.8	Embezzlement	10	5	0
		Extortion/Blackmail	0	3	0
		False Pretenses/Swindle/Confidence Game	32	12	0
		Credit Card/Automatic Teller Fraud	28	10	0
		Impersonation	3	4	0
		Welfare Fraud	0	0	0
		Wire Fraud	2	0	0
		Identity Theft	0	0	0
		Hacking/Computer Invasion	0	0	0
		Robbery	25	16	1
		Pocket-picking	0	0	0
		Purse-snatching	0	0	0
		Shoplifting	50	13	0
		Theft From Building	126	0	0
		Theft From Coin Operated Machine or Device	2	0	0
		Theft From Motor Vehicle	89	0	0
		Theft of Motor Vehicle Parts/Accessories	62	0	0
		All Other Larceny	77	71	3
		Motor Vehicle Theft	33	0	0
		Stolen Property Offenses	26	9	3
		Crimes Against Society			
		Drug/Narcotic Violations	271	119	0
		Drug Equipment Violations	140	2	0
		Betting/Wagering	1	0	0
		Operating/Promoting/Assisting Gambling	0	0	0
		Gambling Equipment Violations	0	0	0
		Sports Tampering	0	0	0
		Pornography/Obscene Material	0	0	0
		Prostitution	0	0	0
		Assisting or Promoting Prostitution	0	0	0
		Purchasing Prostitution	0	0	0
		Weapon Law Violations	131	14	2
		Animal Cruelty	0	0	0
		Total Group A Offenses	1,776	545	16
		Group B Arrests			
Offense		Adult	Juvenile		
Bad Checks	6	0			
Curfew/Loitering/Vagrancy Violations	0	0			
Disorderly Conduct	8	0			
Driving Under the Influence	51	0			
Drunkenness	72	0			
Family Offenses (Nonviolent)	8	0			
Liquor Law Violations	4	0			
Peeping Tom	0	0			
Runaway	0	0			
Trespass of Real Property	26	0			
All Other Offenses	130	0			
Total Group B	305	0			

(*) Offenses are counted using the FBI Units of Count for Crime

(**) The 'Arrests' column shows arrests made for incidents during the selected period, regardless of arrest date. Arrest counts for the same period may change over time.

Hurt PD VA - VA0710300 - NIBRS Agency Crime Overview - 2018

2018 Population Estimate	1,243	Offenses (*)	Arrests (**)	
		Reported	Adult	Juvenile
Law Enforcement Employees		Group A Offenses		
		Crimes Against Persons		
Sworn Male	3	Murder and Nonnegligent Manslaughter	0	0
Sworn Female	0	Negligent Manslaughter	0	0
Civilian Male	0	Kidnapping/Abduction	0	0
Civilian Female	0	Forcible Rape	0	0
Total:	3	Forcible Sodomy	0	0
		Sexual Assault With An Object	0	0
		Forcible Fondling	1	0
		Incest	0	0
Offense Overview		Statutory Rape	0	0
Incident Total	23	Aggravated Assault	0	0
Offense Total	28	Simple Assault	1	0
Group A Crimes per 100,000 population	1,850.4	Intimidation	0	0
		Human Trafficking, Commercial Sex Acts	0	0
		Human Trafficking, Involuntary Servitude	0	0
Arrest Overview		Crimes Against Property		
Total Arrests	3	Arson	0	0
Adult Arrests	3	Bribery	0	0
Juvenile Arrests	0	Burglary/Breaking & Entering	1	0
Unknown Age	0	Counterfeiting/Forgery	1	0
Arrests per 100,000 population	241.4	Destruction/Damage/Vandalism of Property	5	0
		Embezzlement	0	0
		Extortion/Blackmail	0	0
		False Pretenses/Swindle/Confidence Game	0	0
		Credit Card/Automatic Teller Fraud	0	0
		Impersonation	1	0
		Welfare Fraud	0	0
		Wire Fraud	0	0
		Identity Theft	0	0
		Hacking/Computer Invasion	0	0
		Robbery	0	0
		Pocket-picking	0	0
		Purse-snatching	0	0
		Shoplifting	1	0
		Theft From Building	2	0
		Theft From Coin Operated Machine or Device	0	0
		Theft From Motor Vehicle	4	0
		Theft of Motor Vehicle Parts/Accessories	1	0
		All Other Larceny	5	0
		Motor Vehicle Theft	2	0
		Stolen Property Offenses	2	0
		Crimes Against Society		
		Drug/Narcotic Violations	1	0
		Drug Equipment Violations	0	0
		Betting/Wagering	0	0
		Operating/Promoting/Assisting Gambling	0	0
		Gambling Equipment Violations	0	0
		Sports Tampering	0	0
		Pornography/Obscene Material	0	0
		Prostitution	0	0
		Assisting or Promoting Prostitution	0	0
		Purchasing Prostitution	0	0
		Weapon Law Violations	0	0
		Animal Cruelty	0	0
		Total Group A Offenses	28	0
Group B Arrests				
Offense		Adult	Juvenile	
Bad Checks	0	0		
Curfew/Loitering/Vagrancy Violations	0	0		
Disorderly Conduct	0	0		
Driving Under the Influence	0	0		
Drunkenness	0	0		
Family Offenses (Nonviolent)	0	0		
Liquor Law Violations	0	0		
Peeping Tom	0	0		
Runaway	0	0		
Trespass of Real Property	0	0		
All Other Offenses	3	0		
Total Group B	3	0		

(*) Offenses are counted using the FBI Units of Count for Crime

(**) The 'Arrests' column shows arrests made for incidents during the selected period, regardless of arrest date. Arrest counts for the same period may change over time.

Independence Police Department - VA0380200 - NIBRS Agency Crime Overview - 2018

2018 Population Estimate	901	Offenses (*)			Arrests (**)	
		Group A Offenses	Reported	Adult	Juvenile	
Law Enforcement Employees		Crimes Against Persons				
Sworn Male	2	Murder and Nonnegligent Manslaughter	0	0	0	0
Sworn Female	0	Negligent Manslaughter	0	0	0	0
Civilian Male	0	Kidnapping/Abduction	0	0	0	0
Civilian Female	0	Forcible Rape	0	0	0	0
Total:	2	Forcible Sodomy	0	0	0	0
		Sexual Assault With An Object	0	0	0	0
		Forcible Fondling	0	0	0	0
Offense Overview		Incest	0	0	0	0
Incident Total	17	Statutory Rape	0	0	0	0
Offense Total	17	Aggravated Assault	1	1	0	0
Group A Crimes per 100,000 population	1,886.8	Simple Assault	1	1	0	0
		Intimidation	0	0	0	0
		Human Trafficking, Commercial Sex Acts	0	0	0	0
		Human Trafficking, Involuntary Servitude	0	0	0	0
Arrest Overview		Crimes Against Property				
Total Arrests	15	Arson	0	0	0	0
Adult Arrests	15	Bribery	0	0	0	0
Juvenile Arrests	0	Burglary/Breaking & Entering	1	0	0	0
Unknown Age	0	Counterfeiting/Forgery	0	0	0	0
Arrests per 100,000 population	1,664.8	Destruction/Damage/Vandalism of Property	2	0	0	0
		Embezzlement	0	0	0	0
		Extortion/Blackmail	0	0	0	0
		False Pretenses/Swindle/Confidence Game	2	0	0	0
		Credit Card/Automatic Teller Fraud	0	0	0	0
		Impersonation	0	0	0	0
		Welfare Fraud	0	0	0	0
		Wire Fraud	0	0	0	0
		Identity Theft	0	0	0	0
		Hacking/Computer Invasion	0	0	0	0
		Robbery	0	0	0	0
		Pocket-picking	0	0	0	0
		Purse-snatching	0	0	0	0
		Shoplifting	0	0	0	0
		Theft From Building	3	0	0	0
		Theft From Coin Operated Machine or Device	0	0	0	0
		Theft From Motor Vehicle	0	0	0	0
		Theft of Motor Vehicle Parts/Accessories	0	0	0	0
		All Other Larceny	3	2	0	0
		Motor Vehicle Theft	2	1	0	0
		Stolen Property Offenses	0	0	0	0
		Crimes Against Society				
		Drug/Narcotic Violations	2	2	0	0
		Drug Equipment Violations	0	0	0	0
		Betting/Wagering	0	0	0	0
		Operating/Promoting/Assisting Gambling	0	0	0	0
		Gambling Equipment Violations	0	0	0	0
		Sports Tampering	0	0	0	0
		Pornography/Obscene Material	0	0	0	0
		Prostitution	0	0	0	0
		Assisting or Promoting Prostitution	0	0	0	0
		Purchasing Prostitution	0	0	0	0
		Weapon Law Violations	0	0	0	0
		Animal Cruelty	0	0	0	0
		Total Group A Offenses	17	7	0	0

Group B Arrests	Adult	Juvenile
Bad Checks	0	0
Curfew/Loitering/Vagrancy Violations	0	0
Disorderly Conduct	0	0
Driving Under the Influence	1	0
Drunkenness	4	0
Family Offenses (Nonviolent)	0	0
Liquor Law Violations	0	0
Peeping Tom	0	0
Runaway	0	0
Trespass of Real Property	0	0
All Other Offenses	3	0
Total Group B	8	0

(*) Offenses are counted using the FBI Units of Count for Crime

(**) The 'Arrests' column shows arrests made for incidents during the selected period, regardless of arrest date. Arrest counts for the same period may change over time.

Isle Of Wight County Sheriff's Office - VA0460000 - NIBRS Agency Crime Overview - 2018

2018 Population Estimate	26,421	Offenses (*)		Arrests (**)	
		Group A Offenses	Reported	Adult	Juvenile
Law Enforcement Employees		Crimes Against Persons			
Sworn Male	45	Murder and Nonnegligent Manslaughter	1	2	0
Sworn Female	5	Negligent Manslaughter	0	0	0
Civilian Male	0	Kidnapping/Abduction	6	2	0
Civilian Female	4	Forcible Rape	3	0	1
Total:	54	Forcible Sodomy	0	0	0
		Sexual Assault With An Object	1	1	0
		Forcible Fondling	2	1	0
Offense Overview		Incest	0	0	0
Incident Total	704	Statutory Rape	0	0	0
Offense Total	770	Aggravated Assault	22	7	2
Group A Crimes per 100,000 population	2,664.5	Simple Assault	133	53	1
		Intimidation	35	10	1
		Human Trafficking, Commercial Sex Acts	0	0	0
		Human Trafficking, Involuntary Servitude	0	0	0
Arrest Overview		Crimes Against Property			
Total Arrests	712	Arson	1	2	0
Adult Arrests	703	Bribery	0	0	0
Juvenile Arrests	9	Burglary/Breaking & Entering	31	5	0
Unknown Age	0	Counterfeiting/Forgery	12	2	0
Arrests per 100,000 population	2,694.8	Destruction/Damage/Vandalism of Property	88	6	0
		Embezzlement	2	1	0
		Extortion/Blackmail	0	0	0
		False Pretenses/Swindle/Confidence Game	21	4	0
		Credit Card/Automatic Teller Fraud	28	0	0
		Impersonation	23	0	0
		Welfare Fraud	1	1	0
		Wire Fraud	11	0	0
		Identity Theft	0	0	0
		Hacking/Computer Invasion	0	0	0
		Robbery	5	4	0
		Pocket-picking	0	0	0
		Purse-snatching	0	0	0
		Shoplifting	12	1	0
		Theft From Building	19	0	0
		Theft From Coin Operated Machine or Device	0	0	0
		Theft From Motor Vehicle	45	0	0
		Theft of Motor Vehicle Parts/Accessories	15	0	0
		All Other Larceny	64	14	1
		Motor Vehicle Theft	20	0	0
		Stolen Property Offenses	4	3	0
		Crimes Against Society			
		Drug/Narcotic Violations	115	86	0
		Drug Equipment Violations	5	0	0
		Betting/Wagering	0	0	0
		Operating/Promoting/Assisting Gambling	0	0	0
		Gambling Equipment Violations	0	0	0
		Sports Tampering	0	0	0
		Pornography/Obscene Material	14	5	0
		Prostitution	0	0	0
		Assisting or Promoting Prostitution	0	0	0
		Purchasing Prostitution	0	0	0
		Weapon Law Violations	31	18	1
		Animal Cruelty	0	0	0
		Total Group A Offenses	770	228	7
Group B Arrests					
Offense	Adult	Juvenile			
Bad Checks	0	0			
Curfew/Loitering/Vagrancy Violations	0	0			
Disorderly Conduct	3	0			
Driving Under the Influence	114	0			
Drunkenness	11	0			
Family Offenses (Nonviolent)	11	0			
Liquor Law Violations	1	0			
Peeping Tom	0	0			
Runaway	0	0			
Trespass of Real Property	18	0			
All Other Offenses	317	2			
Total Group B	475	2			

(*) Offenses are counted using the FBI Units of Count for Crime

(**) The 'Arrests' column shows arrests made for incidents during the selected period, regardless of arrest date. Arrest counts for the same period may change over time.

James City County Police Dept - VA0470100 - NIBRS Agency Crime Overview - 2018

2018 Population Estimate		75,837	Offenses (*)	Arrests (**)	
			Reported	Adult	Juvenile
Law Enforcement Employees			Group A Offenses		
			Crimes Against Persons		
Sworn Male	81		Murder and Nonnegligent Manslaughter	1	0
Sworn Female	20		Negligent Manslaughter	0	0
Civilian Male	0		Kidnapping/Abduction	13	12
Civilian Female	6		Forcible Rape	11	1
Total:	107		Forcible Sodomy	7	0
			Sexual Assault With An Object	0	0
			Forcible Fondling	25	4
Offense Overview			Incest	0	0
Incident Total	2,557		Statutory Rape	1	0
Offense Total	3,010		Aggravated Assault	73	33
Group A Crimes per 100,000 population	3,371.7		Simple Assault	625	189
			Intimidation	114	7
			Human Trafficking, Commercial Sex Acts	0	0
			Human Trafficking, Involuntary Servitude	0	0
			Crimes Against Property		
Arrest Overview			Arson	4	1
Total Arrests	1,360		Bribery	0	0
Adult Arrests	1,107		Burglary/Breaking & Entering	61	13
Juvenile Arrests	253		Counterfeiting/Forgery	45	7
Unknown Age	0		Destruction/Damage/Vandalism of Property	359	21
Arrests per 100,000 population	1,793.3		Embezzlement	20	13
			Extortion/Blackmail	15	0
			False Pretenses/Swindle/Confidence Game	200	11
			Credit Card/Automatic Teller Fraud	87	7
			Impersonation	102	7
			Welfare Fraud	0	0
			Wire Fraud	28	0
			Identity Theft	0	0
			Hacking/Computer Invasion	0	0
			Robbery	13	8
			Pocket-picking	3	0
			Purse-snatching	0	0
			Shoplifting	201	40
			Theft From Building	155	0
			Theft From Coin Operated Machine or Device	1	0
			Theft From Motor Vehicle	181	0
			Theft of Motor Vehicle Parts/Accessories	33	0
			All Other Larceny	215	129
			Motor Vehicle Theft	32	0
			Stolen Property Offenses	8	6
			Crimes Against Society		
			Drug/Narcotic Violations	260	203
			Drug Equipment Violations	10	0
			Betting/Wagering	0	0
			Operating/Promoting/Assisting Gambling	0	0
			Gambling Equipment Violations	0	0
			Sports Tampering	0	0
			Pornography/Obscene Material	22	0
			Prostitution	0	0
			Assisting or Promoting Prostitution	0	0
			Purchasing Prostitution	0	0
			Weapon Law Violations	85	26
			Animal Cruelty	0	0
			Total Group A Offenses	3,010	738
					169

Group B Arrests		
Offense	Adult	Juvenile
Bad Checks	4	0
Curfew/Loitering/Vagrancy Violations	0	15
Disorderly Conduct	0	8
Driving Under the Influence	182	3
Drunkenness	50	0
Family Offenses (Nonviolent)	4	0
Liquor Law Violations	11	18
Peeping Tom	1	0
Runaway	0	34
Trespass of Real Property	11	2
All Other Offenses	106	4
Total Group B	369	84

(*) Offenses are counted using the FBI Units of Count for Crime

(**) The 'Arrests' column shows arrests made for incidents during the selected period, regardless of arrest date. Arrest counts for the same period may change over time.

Jonesville Police Department - VA0520100 - NIBRS Agency Crime Overview - 2018

2018 Population Estimate		948	Offenses (*)	Arrests (**)	
			Reported	Adult	Juvenile
Law Enforcement Employees			Group A Offenses		
			Crimes Against Persons		
Sworn Male	3		Murder and Nonnegligent Manslaughter	0	0
Sworn Female	0		Negligent Manslaughter	0	0
Civilian Male	0		Kidnapping/Abduction	0	0
Civilian Female	0		Forcible Rape	1	1
Total:	3		Forcible Sodomy	0	0
			Sexual Assault With An Object	0	0
			Forcible Fondling	0	0
			Incest	0	0
Offense Overview			Crimes Against Property		
Incident Total	14		Arson	0	0
Offense Total	16		Bribery	0	0
Group A Crimes per 100,000 population	1,476.8		Burglary/Breaking & Entering	1	0
			Counterfeiting/Forgery	0	0
			Destruction/Damage/Vandalism of Property	3	0
			Embezzlement	0	0
			Extortion/Blackmail	0	0
			False Pretenses/Swindle/Confidence Game	0	0
			Credit Card/Automatic Teller Fraud	0	0
			Impersonation	0	0
			Welfare Fraud	0	0
			Wire Fraud	0	0
			Identity Theft	0	0
			Hacking/Computer Invasion	0	0
			Robbery	0	0
			Pocket-picking	0	0
			Purse-snatching	0	0
			Shoplifting	3	2
			Theft From Building	1	0
			Theft From Coin Operated Machine or Device	0	0
			Theft From Motor Vehicle	0	0
			Theft of Motor Vehicle Parts/Accessories	0	0
			All Other Larceny	1	0
			Motor Vehicle Theft	0	0
			Stolen Property Offenses	1	0
			Crimes Against Society		
			Drug/Narcotic Violations	2	1
			Drug Equipment Violations	0	0
			Betting/Wagering	0	0
			Operating/Promoting/Assisting Gambling	0	0
			Gambling Equipment Violations	0	0
			Sports Tampering	0	0
			Pornography/Obscene Material	0	0
			Prostitution	0	0
			Assisting or Promoting Prostitution	0	0
			Purchasing Prostitution	0	0
			Weapon Law Violations	0	0
			Animal Cruelty	0	0
			Total Group A Offenses	16	6
			Group B Arrests		
			Offense		
			Adult	Juvenile	
Bad Checks	0	0			
Curfew/Loitering/Vagrancy Violations	0	0			
Disorderly Conduct	0	0			
Driving Under the Influence	3	0			
Drunkenness	2	0			
Family Offenses (Nonviolent)	0	0			
Liquor Law Violations	0	0			
Peeping Tom	0	0			
Runaway	0	0			
Trespass of Real Property	2	0			
All Other Offenses	16	0			
Total Group B	23	0			

(*) Offenses are counted using the FBI Units of Count for Crime

(**) The 'Arrests' column shows arrests made for incidents during the selected period, regardless of arrest date. Arrest counts for the same period may change over time.

Kenbridge Police Department - VA0550100 - NIBRS Agency Crime Overview - 2018

2018 Population Estimate		1,206	Offenses (*)	Arrests (**)	
			Reported	Adult	Juvenile
Law Enforcement Employees			Group A Offenses		
			Crimes Against Persons		
Sworn Male	5		Murder and Nonnegligent Manslaughter	0	0
Sworn Female	0		Negligent Manslaughter	0	0
Civilian Male	0		Kidnapping/Abduction	1	0
Civilian Female	0		Forcible Rape	0	0
Total:	5		Forcible Sodomy	0	0
			Sexual Assault With An Object	0	0
			Forcible Fondling	0	0
			Incest	0	0
Offense Overview			Statutory Rape	0	0
Incident Total	6		Aggravated Assault	0	0
Offense Total	6		Simple Assault	1	0
Group A Crimes per 100,000 population	497.5		Intimidation	2	0
			Human Trafficking, Commercial Sex Acts	0	0
			Human Trafficking, Involuntary Servitude	0	0
			Crimes Against Property		
Arrest Overview			Arson	0	0
Total Arrests	8		Bribery	0	0
Adult Arrests	8		Burglary/Breaking & Entering	0	0
Juvenile Arrests	0		Counterfeiting/Forgery	0	0
Unknown Age	0		Destruction/Damage/Vandalism of Property	1	0
Arrests per 100,000 population	663.3		Embezzlement	0	0
			Extortion/Blackmail	0	0
			False Pretenses/Swindle/Confidence Game	0	0
			Credit Card/Automatic Teller Fraud	0	0
			Impersonation	0	0
			Welfare Fraud	0	0
			Wire Fraud	0	0
			Identity Theft	0	0
			Hacking/Computer Invasion	0	0
			Robbery	0	0
			Pocket-picking	0	0
			Purse-snatching	0	0
			Shoplifting	0	0
			Theft From Building	0	0
			Theft From Coin Operated Machine or Device	0	0
			Theft From Motor Vehicle	0	0
			Theft of Motor Vehicle Parts/Accessories	0	0
			All Other Larceny	0	0
			Motor Vehicle Theft	0	0
			Stolen Property Offenses	0	0
			Crimes Against Society		
			Drug/Narcotic Violations	1	0
			Drug Equipment Violations	0	0
			Betting/Wagering	0	0
			Operating/Promoting/Assisting Gambling	0	0
			Gambling Equipment Violations	0	0
			Sports Tampering	0	0
			Pornography/Obscene Material	0	0
			Prostitution	0	0
			Assisting or Promoting Prostitution	0	0
			Purchasing Prostitution	0	0
			Weapon Law Violations	0	0
			Animal Cruelty	0	0
			Total Group A Offenses	6	5
					0
Group B Arrests					
Offense	Adult	Juvenile			
Bad Checks	0	0			
Curfew/Loitering/Vagrancy Violations	0	0			
Disorderly Conduct	0	0			
Driving Under the Influence	2	0			
Drunkenness	1	0			
Family Offenses (Nonviolent)	0	0			
Liquor Law Violations	0	0			
Peeping Tom	0	0			
Runaway	0	0			
Trespass of Real Property	0	0			
All Other Offenses	0	0			
Total Group B	3	0			

(*) Offenses are counted using the FBI Units of Count for Crime

(**) The 'Arrests' column shows arrests made for incidents during the selected period, regardless of arrest date. Arrest counts for the same period may change over time.

Kilmarnock Police Department - VA0510100 - NIBRS Agency Crime Overview - 2018

2018 Population Estimate	1,416	Offenses (*)	Arrests (**)	
		Reported	Adult	Juvenile
Law Enforcement Employees		Group A Offenses		
		Crimes Against Persons		
Sworn Male	4	Murder and Nonnegligent Manslaughter	0	0
Sworn Female	1	Negligent Manslaughter	0	0
Civilian Male	0	Kidnapping/Abduction	0	0
Civilian Female	0	Forcible Rape	0	0
Total:	5	Forcible Sodomy	0	0
		Sexual Assault With An Object	0	0
		Forcible Fondling	0	0
		Incest	0	0
Offense Overview		Statutory Rape	0	0
Incident Total	40	Aggravated Assault	1	1
Offense Total	46	Simple Assault	7	2
Group A Crimes per 100,000 population	2,824.9	Intimidation	0	0
		Human Trafficking, Commercial Sex Acts	0	0
		Human Trafficking, Involuntary Servitude	0	0
Arrest Overview		Crimes Against Property		
Total Arrests	13	Arson	0	0
Adult Arrests	13	Bribery	0	0
Juvenile Arrests	0	Burglary/Breaking & Entering	7	0
Unknown Age	0	Counterfeiting/Forgery	2	0
Arrests per 100,000 population	918.1	Destruction/Damage/Vandalism of Property	5	0
		Embezzlement	2	0
		Extortion/Blackmail	0	0
		False Pretenses/Swindle/Confidence Game	1	0
		Credit Card/Automatic Teller Fraud	0	0
		Impersonation	0	0
		Welfare Fraud	0	0
		Wire Fraud	0	0
		Identity Theft	0	0
		Hacking/Computer Invasion	0	0
		Robbery	0	0
		Pocket-picking	0	0
		Purse-snatching	0	0
		Shoplifting	7	1
		Theft From Building	2	0
		Theft From Coin Operated Machine or Device	0	0
		Theft From Motor Vehicle	1	0
		Theft of Motor Vehicle Parts/Accessories	0	0
		All Other Larceny	9	2
		Motor Vehicle Theft	0	0
		Stolen Property Offenses	0	0
		Crimes Against Society		
		Drug/Narcotic Violations	1	0
		Drug Equipment Violations	1	0
		Betting/Wagering	0	0
		Operating/Promoting/Assisting Gambling	0	0
		Gambling Equipment Violations	0	0
		Sports Tampering	0	0
		Pornography/Obscene Material	0	0
		Prostitution	0	0
		Assisting or Promoting Prostitution	0	0
		Purchasing Prostitution	0	0
		Weapon Law Violations	0	0
		Animal Cruelty	0	0
		Total Group A Offenses	46	6
			0	0
Group B Arrests				
Offense		Adult	Juvenile	
Bad Checks	0	0		
Curfew/Loitering/Vagrancy Violations	0	0		
Disorderly Conduct	0	0		
Driving Under the Influence	1	0		
Drunkenness	4	0		
Family Offenses (Nonviolent)	0	0		
Liquor Law Violations	0	0		
Peeping Tom	0	0		
Runaway	0	0		
Trespass of Real Property	0	0		
All Other Offenses	2	0		
Total Group B	7	0		

(*) Offenses are counted using the FBI Units of Count for Crime

(**) The 'Arrests' column shows arrests made for incidents during the selected period, regardless of arrest date. Arrest counts for the same period may change over time.

King And Queen County Sheriff's Office - VA0480000 - NIBRS Agency Crime Overview - 2018

2018 Population Estimate	6,940	Offenses (*)	Arrests (**)		
		Reported	Adult	Juvenile	
Law Enforcement Employees		Group A Offenses			
Sworn Male	12	Crimes Against Persons			
Sworn Female	1	Murder and Nonnegligent Manslaughter	2	6	0
Civilian Male	0	Negligent Manslaughter	0	0	0
Civilian Female	8	Kidnapping/Abduction	1	1	0
Total:	21	Forcible Rape	2	1	0
		Forcible Sodomy	2	1	0
		Sexual Assault With An Object	0	0	0
		Forcible Fondling	2	1	0
Offense Overview		Incest	0	0	0
Incident Total	161	Statutory Rape	0	0	0
Offense Total	180	Aggravated Assault	7	2	1
Group A Crimes per 100,000 population	2,319.9	Simple Assault	40	18	2
		Intimidation	2	1	0
		Human Trafficking, Commercial Sex Acts	0	0	0
		Human Trafficking, Involuntary Servitude	0	0	0
Arrest Overview		Crimes Against Property			
Total Arrests	168	Arson	1	0	0
Adult Arrests	160	Bribery	0	0	0
Juvenile Arrests	8	Burglary/Breaking & Entering	13	0	0
Unknown Age	0	Counterfeiting/Forgery	1	0	0
Arrests per 100,000 population	2,420.7	Destruction/Damage/Vandalism of Property	22	1	0
		Embezzlement	1	1	0
		Extortion/Blackmail	1	0	0
		False Pretenses/Swindle/Confidence Game	2	0	0
		Credit Card/Automatic Teller Fraud	1	0	0
		Impersonation	0	0	0
		Welfare Fraud	0	0	0
		Wire Fraud	0	0	0
		Identity Theft	0	0	0
		Hacking/Computer Invasion	0	0	0
		Robbery	0	0	0
		Pocket-picking	0	0	0
		Purse-snatching	0	0	0
		Shoplifting	0	0	0
		Theft From Building	8	1	0
		Theft From Coin Operated Machine or Device	1	0	0
		Theft From Motor Vehicle	5	0	0
		Theft of Motor Vehicle Parts/Accessories	2	0	0
		All Other Larceny	17	3	0
		Motor Vehicle Theft	2	2	0
		Stolen Property Offenses	2	2	0
		Crimes Against Society			
		Drug/Narcotic Violations	39	41	1
		Drug Equipment Violations	0	1	0
		Betting/Wagering	0	0	0
		Operating/Promoting/Assisting Gambling	0	0	0
		Gambling Equipment Violations	0	0	0
		Sports Tampering	0	0	0
		Pornography/Obscene Material	1	0	0
		Prostitution	0	0	0
		Assisting or Promoting Prostitution	0	0	0
		Purchasing Prostitution	0	0	0
		Weapon Law Violations	3	1	0
		Animal Cruelty	0	0	0
		Total Group A Offenses	180	84	4
Group B Arrests					
Offense	Adult	Juvenile			
Bad Checks	1	0			
Curfew/Loitering/Vagrancy Violations	0	0			
Disorderly Conduct	2	2			
Driving Under the Influence	22	0			
Drunkenness	8	0			
Family Offenses (Nonviolent)	0	0			
Liquor Law Violations	6	2			
Peeping Tom	0	0			
Runaway	0	0			
Trespass of Real Property	0	0			
All Other Offenses	37	0			
Total Group B	76	4			

(*) Offenses are counted using the FBI Units of Count for Crime

(**) The 'Arrests' column shows arrests made for incidents during the selected period, regardless of arrest date. Arrest counts for the same period may change over time.

King George County Sheriff Office - VA0490000 - NIBRS Agency Crime Overview - 2018

2018 Population Estimate	25,863	Offenses (*)	Arrests (**)	
		Reported	Adult	Juvenile
Law Enforcement Employees		Group A Offenses		
		Crimes Against Persons		
Sworn Male	33	Murder and Nonnegligent Manslaughter	0	0
Sworn Female	8	Negligent Manslaughter	0	0
Civilian Male	1	Kidnapping/Abduction	6	1
Civilian Female	16	Forcible Rape	4	3
Total:	58	Forcible Sodomy	0	0
		Sexual Assault With An Object	1	0
		Forcible Fondling	5	0
		Incest	0	0
		Statutory Rape	1	2
Offense Overview		Crimes Against Property		
Incident Total	767	Arson	0	0
Offense Total	883	Bribery	0	0
Group A Crimes per 100,000 population	2,965.6	Burglary/Breaking & Entering	26	4
		Counterfeiting/Forgery	23	9
		Destruction/Damage/Vandalism of Property	97	7
		Embezzlement	8	2
		Extortion/Blackmail	1	0
		False Pretenses/Swindle/Confidence Game	30	4
		Credit Card/Automatic Teller Fraud	23	0
		Impersonation	5	1
		Welfare Fraud	0	0
		Wire Fraud	3	0
		Identity Theft	0	0
		Hacking/Computer Invasion	0	0
		Robbery	4	1
		Pocket-picking	0	0
		Purse-snatching	0	0
		Shoplifting	34	16
		Theft From Building	14	1
		Theft From Coin Operated Machine or Device	0	0
		Theft From Motor Vehicle	24	1
		Theft of Motor Vehicle Parts/Accessories	11	0
		All Other Larceny	95	8
		Motor Vehicle Theft	22	3
		Stolen Property Offenses	5	3
		Crimes Against Society		
		Drug/Narcotic Violations	155	96
		Drug Equipment Violations	6	2
		Betting/Wagering	0	0
		Operating/Promoting/Assisting Gambling	0	0
		Gambling Equipment Violations	0	0
		Sports Tampering	0	0
		Pornography/Obscene Material	4	1
		Prostitution	0	0
		Assisting or Promoting Prostitution	0	0
		Purchasing Prostitution	0	0
		Weapon Law Violations	30	7
		Animal Cruelty	0	0
		Total Group A Offenses	883	249
				3
Group B Arrests				
Offense		Adult	Juvenile	
Bad Checks	0	0		
Curfew/Loitering/Vagrancy Violations	0	0		
Disorderly Conduct	1	0		
Driving Under the Influence	75	0		
Drunkenness	27	0		
Family Offenses (Nonviolent)	1	0		
Liquor Law Violations	0	0		
Peeping Tom	0	0		
Runaway	0	0		
Trespass of Real Property	3	0		
All Other Offenses	53	0		
Total Group B	160	0		

(*) Offenses are counted using the FBI Units of Count for Crime

(**) The 'Arrests' column shows arrests made for incidents during the selected period, regardless of arrest date. Arrest counts for the same period may change over time.

King William Sheriff Office - VA0500000 - NIBRS Agency Crime Overview - 2018

2018 Population Estimate	13,604	Offenses (*)	Arrests (**)		
		Reported	Adult	Juvenile	
Law Enforcement Employees		Group A Offenses			
Sworn Male	18	Crimes Against Persons			
Sworn Female	4	Murder and Nonnegligent Manslaughter	0	0	0
Civilian Male	1	Negligent Manslaughter	0	0	0
Civilian Female	12	Kidnapping/Abduction	0	0	0
Total:	35	Forcible Rape	0	0	0
		Forcible Sodomy	1	0	0
		Sexual Assault With An Object	0	0	0
		Forcible Fondling	3	1	1
Offense Overview		Incest	0	0	0
Incident Total	161	Statutory Rape	0	0	0
Offense Total	189	Aggravated Assault	5	3	0
Group A Crimes per 100,000 population	1,183.5	Simple Assault	65	52	1
		Intimidation	6	2	0
		Human Trafficking, Commercial Sex Acts	0	0	0
		Human Trafficking, Involuntary Servitude	0	0	0
Arrest Overview		Crimes Against Property			
Total Arrests	149	Arson	1	1	0
Adult Arrests	134	Bribery	0	0	0
Juvenile Arrests	15	Burglary/Breaking & Entering	12	3	9
Unknown Age	0	Counterfeiting/Forgery	2	2	0
Arrests per 100,000 population	1,095.3	Destruction/Damage/Vandalism of Property	15	5	0
		Embezzlement	1	1	0
		Extortion/Blackmail	0	0	0
		False Pretenses/Swindle/Confidence Game	2	0	0
		Credit Card/Automatic Teller Fraud	0	0	0
		Impersonation	0	0	0
		Welfare Fraud	0	0	0
		Wire Fraud	0	0	0
		Identity Theft	0	0	0
		Hacking/Computer Invasion	0	0	0
		Robbery	0	0	0
		Pocket-picking	0	0	0
		Purse-snatching	0	0	0
		Shoplifting	5	3	0
		Theft From Building	1	0	0
		Theft From Coin Operated Machine or Device	0	0	0
		Theft From Motor Vehicle	7	0	0
		Theft of Motor Vehicle Parts/Accessories	0	0	0
		All Other Larceny	34	3	0
		Motor Vehicle Theft	8	2	0
		Stolen Property Offenses	2	1	1
		Crimes Against Society			
		Drug/Narcotic Violations	13	6	3
		Drug Equipment Violations	2	0	0
		Betting/Wagering	0	0	0
		Operating/Promoting/Assisting Gambling	0	0	0
		Gambling Equipment Violations	0	0	0
		Sports Tampering	0	0	0
		Pornography/Obscene Material	0	0	0
		Prostitution	0	0	0
		Assisting or Promoting Prostitution	0	0	0
		Purchasing Prostitution	0	0	0
		Weapon Law Violations	4	1	0
		Animal Cruelty	0	0	0
		Total Group A Offenses	189	86	15
Group B Arrests					
Offense	Adult	Juvenile			
Bad Checks	0	0			
Curfew/Loitering/Vagrancy Violations	0	0			
Disorderly Conduct	0	0			
Driving Under the Influence	9	0			
Drunkenness	7	0			
Family Offenses (Nonviolent)	0	0			
Liquor Law Violations	2	0			
Peeping Tom	0	0			
Runaway	0	0			
Trespass of Real Property	4	0			
All Other Offenses	26	0			
Total Group B	48	0			

(*) Offenses are counted using the FBI Units of Count for Crime

(**) The 'Arrests' column shows arrests made for incidents during the selected period, regardless of arrest date. Arrest counts for the same period may change over time.

La Crosse Police Department - VA0580400 - NIBRS Agency Crime Overview - 2018

2018 Population Estimate		577	Offenses (*)	Arrests (**)	
			Reported	Adult	Juvenile
Law Enforcement Employees			Group A Offenses		
			Crimes Against Persons		
Sworn Male	1		Murder and Nonnegligent Manslaughter	0	0
Sworn Female	0		Negligent Manslaughter	0	0
Civilian Male	0		Kidnapping/Abduction	0	0
Civilian Female	0		Forcible Rape	0	0
Total:	1		Forcible Sodomy	0	0
			Sexual Assault With An Object	0	0
			Forcible Fondling	0	0
Offense Overview			Incest	0	0
Incident Total	11		Statutory Rape	0	0
Offense Total	15		Aggravated Assault	0	0
Group A Crimes per 100,000 population	1,906.4		Simple Assault	0	0
			Intimidation	0	0
			Human Trafficking, Commercial Sex Acts	0	0
			Human Trafficking, Involuntary Servitude	0	0
Arrest Overview			Crimes Against Property		
Total Arrests	0		Arson	0	0
Adult Arrests	0		Bribery	0	0
Juvenile Arrests	0		Burglary/Breaking & Entering	4	0
Unknown Age	0		Counterfeiting/Forgery	0	0
Arrests per 100,000 population	0.0		Destruction/Damage/Vandalism of Property	6	0
			Embezzlement	0	0
			Extortion/Blackmail	0	0
			False Pretenses/Swindle/Confidence Game	0	0
			Credit Card/Automatic Teller Fraud	0	0
			Impersonation	0	0
			Welfare Fraud	0	0
			Wire Fraud	0	0
			Identity Theft	0	0
			Hacking/Computer Invasion	0	0
			Robbery	2	0
			Pocket-picking	0	0
			Purse-snatching	0	0
			Shoplifting	0	0
			Theft From Building	1	0
			Theft From Coin Operated Machine or Device	0	0
			Theft From Motor Vehicle	1	0
			Theft of Motor Vehicle Parts/Accessories	0	0
			All Other Larceny	0	0
			Motor Vehicle Theft	0	0
			Stolen Property Offenses	0	0
			Crimes Against Society		
			Drug/Narcotic Violations	1	0
			Drug Equipment Violations	0	0
			Betting/Wagering	0	0
			Operating/Promoting/Assisting Gambling	0	0
			Gambling Equipment Violations	0	0
			Sports Tampering	0	0
			Pornography/Obscene Material	0	0
			Prostitution	0	0
			Assisting or Promoting Prostitution	0	0
			Purchasing Prostitution	0	0
			Weapon Law Violations	0	0
			Animal Cruelty	0	0
			Total Group A Offenses	15	0
			Group B Arrests		
			Offense	Adult	Juvenile
Bad Checks	0	0	Bad Checks	0	0
Curfew/Loitering/Vagrancy Violations	0	0	Curfew/Loitering/Vagrancy Violations	0	0
Disorderly Conduct	0	0	Disorderly Conduct	0	0
Driving Under the Influence	0	0	Driving Under the Influence	0	0
Drunkenness	0	0	Drunkenness	0	0
Family Offenses (Nonviolent)	0	0	Family Offenses (Nonviolent)	0	0
Liquor Law Violations	0	0	Liquor Law Violations	0	0
Peeping Tom	0	0	Peeping Tom	0	0
Runaway	0	0	Runaway	0	0
Trespass of Real Property	0	0	Trespass of Real Property	0	0
All Other Offenses	0	0	All Other Offenses	0	0
Total Group B	0	0	Total Group B	0	0

(*) Offenses are counted using the FBI Units of Count for Crime

(**) The 'Arrests' column shows arrests made for incidents during the selected period, regardless of arrest date. Arrest counts for the same period may change over time.

Lancaster CO Sheriff's Office - VA0510000 - NIBRS Agency Crime Overview - 2018

2018 Population Estimate	9,228	Offenses (*)	Arrests (**)	
		Reported	Adult	Juvenile
Law Enforcement Employees		Group A Offenses		
		Crimes Against Persons		
Sworn Male	26	Murder and Nonnegligent Manslaughter	0	0
Sworn Female	4	Negligent Manslaughter	0	0
Civilian Male	1	Kidnapping/Abduction	3	2
Civilian Female	8	Forcible Rape	3	1
Total:	39	Forcible Sodomy	1	0
		Sexual Assault With An Object	0	0
		Forcible Fondling	6	0
Offense Overview		Incest	0	0
Incident Total	269	Statutory Rape	0	0
Offense Total	320	Aggravated Assault	11	4
Group A Crimes per 100,000 population	2,915.0	Simple Assault	88	34
		Intimidation	2	0
		Human Trafficking, Commercial Sex Acts	0	0
		Human Trafficking, Involuntary Servitude	0	0
Arrest Overview		Crimes Against Property		
Total Arrests	234	Arson	0	0
Adult Arrests	227	Bribery	0	0
Juvenile Arrests	6	Burglary/Breaking & Entering	13	0
Unknown Age	1	Counterfeiting/Forgery	2	0
Arrests per 100,000 population	2,535.8	Destruction/Damage/Vandalism of Property	42	3
		Embezzlement	7	0
		Extortion/Blackmail	0	0
		False Pretenses/Swindle/Confidence Game	5	0
		Credit Card/Automatic Teller Fraud	1	0
		Impersonation	0	0
		Welfare Fraud	0	0
		Wire Fraud	0	0
		Identity Theft	0	0
		Hacking/Computer Invasion	0	0
		Robbery	2	0
		Pocket-picking	0	0
		Purse-snatching	0	0
		Shoplifting	0	0
		Theft From Building	10	0
		Theft From Coin Operated Machine or Device	0	0
		Theft From Motor Vehicle	8	0
		Theft of Motor Vehicle Parts/Accessories	1	0
		All Other Larceny	43	5
		Motor Vehicle Theft	10	1
		Stolen Property Offenses	1	0
		Crimes Against Society		
		Drug/Narcotic Violations	53	8
		Drug Equipment Violations	1	0
		Betting/Wagering	0	0
		Operating/Promoting/Assisting Gambling	0	0
		Gambling Equipment Violations	0	0
		Sports Tampering	0	0
		Pornography/Obscene Material	2	0
		Prostitution	0	0
		Assisting or Promoting Prostitution	0	0
		Purchasing Prostitution	0	0
		Weapon Law Violations	5	0
		Animal Cruelty	0	0
		Total Group A Offenses	320	58
				4
Group B Arrests				
Offense	Adult	Juvenile		
Bad Checks	0	0		
Curfew/Loitering/Vagrancy Violations	0	0		
Disorderly Conduct	4	0		
Driving Under the Influence	15	0		
Drunkenness	12	0		
Family Offenses (Nonviolent)	0	0		
Liquor Law Violations	0	0		
Peeping Tom	1	0		
Runaway	0	0		
Trespass of Real Property	1	0		
All Other Offenses	136	2		
Total Group B	169	2		

(*) Offenses are counted using the FBI Units of Count for Crime

(**) The 'Arrests' column shows arrests made for incidents during the selected period, regardless of arrest date. Arrest counts for the same period may change over time.

Lawrenceville Police Dept - VA0130100 - NIBRS Agency Crime Overview - 2018

2018 Population Estimate	1,049	Offenses (*)	Arrests (**)	
		Reported	Adult	Juvenile
Law Enforcement Employees		Group A Offenses		
		Crimes Against Persons		
Sworn Male	6	Murder and Nonnegligent Manslaughter	0	0
Sworn Female	0	Negligent Manslaughter	0	0
Civilian Male	0	Kidnapping/Abduction	0	0
Civilian Female	0	Forcible Rape	0	0
Total:	6	Forcible Sodomy	0	0
		Sexual Assault With An Object	0	0
		Forcible Fondling	0	0
Offense Overview		Incest	0	0
Incident Total	13	Statutory Rape	0	0
Offense Total	15	Aggravated Assault	1	1
Group A Crimes per 100,000 population	1,239.3	Simple Assault	2	0
		Intimidation	0	0
		Human Trafficking, Commercial Sex Acts	0	0
		Human Trafficking, Involuntary Servitude	0	0
Arrest Overview		Crimes Against Property		
Total Arrests	9	Arson	0	0
Adult Arrests	9	Bribery	0	0
Juvenile Arrests	0	Burglary/Breaking & Entering	1	0
Unknown Age	0	Counterfeiting/Forgery	0	0
Arrests per 100,000 population	858.0	Destruction/Damage/Vandalism of Property	2	1
		Embezzlement	0	0
		Extortion/Blackmail	0	0
		False Pretenses/Swindle/Confidence Game	0	0
		Credit Card/Automatic Teller Fraud	0	0
		Impersonation	0	0
		Welfare Fraud	0	0
		Wire Fraud	0	0
		Identity Theft	0	0
		Hacking/Computer Invasion	0	0
		Robbery	1	0
		Pocket-picking	0	0
		Purse-snatching	0	0
		Shoplifting	0	0
		Theft From Building	0	0
		Theft From Coin Operated Machine or Device	0	0
		Theft From Motor Vehicle	0	0
		Theft of Motor Vehicle Parts/Accessories	0	0
		All Other Larceny	3	0
		Motor Vehicle Theft	0	0
		Stolen Property Offenses	1	1
		Crimes Against Society		
		Drug/Narcotic Violations	2	2
		Drug Equipment Violations	0	0
		Betting/Wagering	0	0
		Operating/Promoting/Assisting Gambling	0	0
		Gambling Equipment Violations	0	0
		Sports Tampering	0	0
		Pornography/Obscene Material	0	0
		Prostitution	0	0
		Assisting or Promoting Prostitution	0	0
		Purchasing Prostitution	0	0
		Weapon Law Violations	2	0
		Animal Cruelty	0	0
		Total Group A Offenses	15	5
				0

(*) Offenses are counted using the FBI Units of Count for Crime

(**) The 'Arrests' column shows arrests made for incidents during the selected period, regardless of arrest date. Arrest counts for the same period may change over time.

Lebanon Police Department - VA0830100 - NIBRS Agency Crime Overview - 2018

2018 Population Estimate	3,214	Offenses (*)	Arrests (**)	
		Reported	Adult	Juvenile
Law Enforcement Employees		Group A Offenses		
		Crimes Against Persons		
Sworn Male	12	Murder and Nonnegligent Manslaughter	0	0
Sworn Female	1	Negligent Manslaughter	0	0
Civilian Male	0	Kidnapping/Abduction	1	1
Civilian Female	1	Forcible Rape	6	0
Total:	14	Forcible Sodomy	0	0
		Sexual Assault With An Object	0	0
		Forcible Fondling	3	0
		Incest	0	0
		Statutory Rape	0	0
		Aggravated Assault	1	1
		Simple Assault	32	17
		Intimidation	2	0
		Human Trafficking, Commercial Sex Acts	0	0
		Human Trafficking, Involuntary Servitude	0	0
		Crimes Against Property		
		Arson	0	0
		Bribery	0	0
		Burglary/Breaking & Entering	12	9
		Counterfeiting/Forgery	6	0
		Destruction/Damage/Vandalism of Property	29	5
		Embezzlement	2	1
		Extortion/Blackmail	0	0
		False Pretenses/Swindle/Confidence Game	6	1
		Credit Card/Automatic Teller Fraud	3	0
		Impersonation	0	0
		Welfare Fraud	0	0
		Wire Fraud	0	0
		Identity Theft	0	0
		Hacking/Computer Invasion	0	0
		Robbery	1	0
		Pocket-picking	0	0
		Purse-snatching	0	0
		Shoplifting	72	59
		Theft From Building	6	5
		Theft From Coin Operated Machine or Device	0	0
		Theft From Motor Vehicle	7	2
		Theft of Motor Vehicle Parts/Accessories	0	0
		All Other Larceny	35	6
		Motor Vehicle Theft	4	1
		Stolen Property Offenses	1	0
		Crimes Against Society		
		Drug/Narcotic Violations	29	18
		Drug Equipment Violations	9	5
		Betting/Wagering	0	0
		Operating/Promoting/Assisting Gambling	0	0
		Gambling Equipment Violations	0	0
		Sports Tampering	0	0
		Pornography/Obscene Material	1	0
		Prostitution	0	0
		Assisting or Promoting Prostitution	0	0
		Purchasing Prostitution	0	0
		Weapon Law Violations	3	0
		Animal Cruelty	0	0
		Total Group A Offenses	271	131
			9	
Offense Overview				
Incident Total	241			
Offense Total	271			
Group A Crimes per 100,000 population	7,498.4			
Arrest Overview				
Total Arrests	208			
Adult Arrests	196			
Juvenile Arrests	12			
Unknown Age	0			
Arrests per 100,000 population	6,471.7			
Group B Arrests				
Offense	Adult	Juvenile		
Bad Checks	1	0		
Curfew/Loitering/Vagrancy Violations	0	0		
Disorderly Conduct	1	0		
Driving Under the Influence	14	0		
Drunkenness	20	0		
Family Offenses (Nonviolent)	2	0		
Liquor Law Violations	0	0		
Peeping Tom	0	0		
Runaway	0	0		
Trespass of Real Property	11	0		
All Other Offenses	16	3		
Total Group B	65	3		

(*) Offenses are counted using the FBI Units of Count for Crime

(**) The 'Arrests' column shows arrests made for incidents during the selected period, regardless of arrest date. Arrest counts for the same period may change over time.

Lee County Sheriffs Office - VA0520000 - NIBRS Agency Crime Overview - 2018

2018 Population Estimate	21,297	Offenses (*)	Arrests (**)		
		Reported	Adult	Juvenile	
Law Enforcement Employees		Group A Offenses			
Sworn Male	27	Crimes Against Persons			
Sworn Female	7	Murder and Nonnegligent Manslaughter	1	0	0
Civilian Male	0	Negligent Manslaughter	0	0	0
Civilian Female	0	Kidnapping/Abduction	1	1	0
Total:	34	Forcible Rape	1	0	0
		Forcible Sodomy	1	0	0
		Sexual Assault With An Object	5	3	0
		Forcible Fondling	0	0	0
Offense Overview		Incest	0	0	0
Incident Total	454	Statutory Rape	0	0	0
Offense Total	530	Aggravated Assault	14	10	0
Group A Crimes per 100,000 population	2,131.8	Simple Assault	93	50	0
		Intimidation	1	0	0
		Human Trafficking, Commercial Sex Acts	0	0	0
		Human Trafficking, Involuntary Servitude	0	0	0
Arrest Overview		Crimes Against Property			
Total Arrests	435	Arson	2	2	0
Adult Arrests	434	Bribery	0	0	0
Juvenile Arrests	1	Burglary/Breaking & Entering	17	7	0
Unknown Age	0	Counterfeiting/Forgery	2	0	0
Arrests per 100,000 population	2,042.5	Destruction/Damage/Vandalism of Property	61	6	0
		Embezzlement	0	0	0
		Extortion/Blackmail	0	0	0
		False Pretenses/Swindle/Confidence Game	7	2	0
		Credit Card/Automatic Teller Fraud	6	0	0
		Impersonation	1	1	0
		Welfare Fraud	0	0	0
		Wire Fraud	0	0	0
		Identity Theft	0	0	0
		Hacking/Computer Invasion	0	0	0
		Robbery	1	0	0
		Pocket-picking	2	0	0
		Purse-snatching	3	0	0
		Shoplifting	36	17	0
		Theft From Building	74	0	0
		Theft From Coin Operated Machine or Device	0	0	0
		Theft From Motor Vehicle	6	0	0
		Theft of Motor Vehicle Parts/Accessories	0	0	0
		All Other Larceny	60	10	0
		Motor Vehicle Theft	0	0	0
		Stolen Property Offenses	0	0	0
		Crimes Against Society			
		Drug/Narcotic Violations	75	117	0
		Drug Equipment Violations	44	17	0
		Betting/Wagering	0	0	0
		Operating/Promoting/Assisting Gambling	0	0	0
		Gambling Equipment Violations	0	0	0
		Sports Tampering	0	0	0
		Pornography/Obscene Material	2	0	0
		Prostitution	0	0	0
		Assisting or Promoting Prostitution	0	0	0
		Purchasing Prostitution	0	0	0
		Weapon Law Violations	14	4	0
		Animal Cruelty	0	0	0
		Total Group A Offenses	530	247	0
Group B Arrests					
Offense	Adult	Juvenile			
Bad Checks	0	0			
Curfew/Loitering/Vagrancy Violations	0	0			
Disorderly Conduct	0	0			
Driving Under the Influence	20	1			
Drunkenness	73	0			
Family Offenses (Nonviolent)	3	0			
Liquor Law Violations	0	0			
Peeping Tom	0	0			
Runaway	0	0			
Trespass of Real Property	11	0			
All Other Offenses	80	0			
Total Group B	187	1			

(*) Offenses are counted using the FBI Units of Count for Crime

(**) The 'Arrests' column shows arrests made for incidents during the selected period, regardless of arrest date. Arrest counts for the same period may change over time.

Leesburg Police Department - VA0530100 - NIBRS Agency Crime Overview - 2018

2018 Population Estimate	54,215	Offenses (*)	Arrests (**)		
		Reported	Adult	Juvenile	
Law Enforcement Employees		Group A Offenses			
Sworn Male	68	Crimes Against Persons			
Sworn Female	11	Murder and Nonnegligent Manslaughter	0	0	0
Civilian Male	3	Negligent Manslaughter	0	0	0
Civilian Female	13	Kidnapping/Abduction	15	7	0
Total:	95	Forcible Rape	13	0	0
		Forcible Sodomy	4	1	0
		Sexual Assault With An Object	2	0	1
		Forcible Fondling	15	1	0
Offense Overview		Incest	0	0	0
Incident Total	2,050	Statutory Rape	2	2	0
Offense Total	2,503	Aggravated Assault	66	29	5
Group A Crimes per 100,000 population	3,781.2	Simple Assault	387	102	5
		Intimidation	87	6	0
		Human Trafficking, Commercial Sex Acts	0	0	0
		Human Trafficking, Involuntary Servitude	0	0	0
Arrest Overview		Crimes Against Property			
Total Arrests	991	Arson	0	0	0
Adult Arrests	920	Bribery	0	0	0
Juvenile Arrests	71	Burglary/Breaking & Entering	24	7	0
Unknown Age	0	Counterfeiting/Forgery	46	9	0
Arrests per 100,000 population	1,827.9	Destruction/Damage/Vandalism of Property	262	13	0
		Embezzlement	9	8	0
		Extortion/Blackmail	21	0	1
		False Pretenses/Swindle/Confidence Game	110	18	0
		Credit Card/Automatic Teller Fraud	57	8	0
		Impersonation	75	11	0
		Welfare Fraud	0	0	0
		Wire Fraud	78	0	0
		Identity Theft	0	0	0
		Hacking/Computer Invasion	0	0	0
		Robbery	16	8	0
		Pocket-picking	2	0	0
		Purse-snatching	0	0	0
		Shoplifting	245	93	1
		Theft From Building	102	4	0
		Theft From Coin Operated Machine or Device	1	0	0
		Theft From Motor Vehicle	104	5	0
		Theft of Motor Vehicle Parts/Accessories	43	1	0
		All Other Larceny	84	6	1
		Motor Vehicle Theft	32	6	0
		Stolen Property Offenses	4	3	0
		Crimes Against Society			
		Drug/Narcotic Violations	333	184	7
		Drug Equipment Violations	215	1	0
		Betting/Wagering	0	0	0
		Operating/Promoting/Assisting Gambling	0	0	0
		Gambling Equipment Violations	0	0	0
		Sports Tampering	0	0	0
		Pornography/Obscene Material	29	7	0
		Prostitution	1	0	0
		Assisting or Promoting Prostitution	0	0	0
		Purchasing Prostitution	0	0	0
		Weapon Law Violations	19	6	0
		Animal Cruelty	0	0	0
		Total Group A Offenses	2,503	546	21
Group B Arrests					
Offense	Adult	Juvenile			
Bad Checks	0	0			
Curfew/Loitering/Vagrancy Violations	0	3			
Disorderly Conduct	4	0			
Driving Under the Influence	160	0			
Drunkenness	149	0			
Family Offenses (Nonviolent)	0	0			
Liquor Law Violations	30	0			
Peeping Tom	0	0			
Runaway	0	47			
Trespass of Real Property	0	0			
All Other Offenses	31	0			
Total Group B	374	50			

(*) Offenses are counted using the FBI Units of Count for Crime

(**) The 'Arrests' column shows arrests made for incidents during the selected period, regardless of arrest date. Arrest counts for the same period may change over time.

Lexington Police Department - VA0810200 - NIBRS Agency Crime Overview - 2018

2018 Population Estimate		7,362	Offenses (*)	Arrests (**)	
Law Enforcement Employees			Reported	Adult	Juvenile
Group A Offenses					
Crimes Against Persons					
Sworn Male	15	Murder and Nonnegligent Manslaughter	0	1	0
Sworn Female	3	Negligent Manslaughter	0	0	0
Civilian Male	0	Kidnapping/Abduction	1	0	0
Civilian Female	3	Forcible Rape	0	0	0
Total:	21	Forcible Sodomy	0	0	0
Offense Overview					
Incident Total	110	Sexual Assault With An Object	0	0	0
Offense Total	128	Forcible Fondling	0	0	0
Group A Crimes per 100,000 population	1,494.2	Incest	0	0	0
Arrest Overview					
Total Arrests	104	Statutory Rape	0	0	0
Adult Arrests	97	Aggravated Assault	2	1	0
Juvenile Arrests	7	Simple Assault	22	7	0
Unknown Age	0	Intimidation	0	0	0
Arrests per 100,000 population	1,412.7	Human Trafficking, Commercial Sex Acts	0	0	0
Group B Arrests					
Offense					
	Adult	Juvenile			
Bad Checks	0	0	Human Trafficking, Involuntary Servitude	0	0
Curfew/Loitering/Vagrancy Violations	0	0	Crimes Against Property		
Disorderly Conduct	1	0	Arson	0	0
Driving Under the Influence	17	0	Bribery	0	0
Drunkenness	16	0	Burglary/Breaking & Entering	3	0
Family Offenses (Nonviolent)	0	0	Counterfeiting/Forgery	1	0
Liquor Law Violations	9	1	Destruction/Damage/Vandalism of Property	9	0
Peeping Tom	0	0	Embezzlement	0	0
Runaway	0	0	Extortion/Blackmail	0	0
Trespass of Real Property	1	0	False Pretenses/Swindle/Confidence Game	2	1
All Other Offenses	12	0	Credit Card/Automatic Teller Fraud	5	0
Total Group B	56	1	Impersonation	0	0
Group A Offenses					
Crimes Against Society					
Drug/Narcotic Violations			40	29	3
Drug Equipment Violations			5	1	0
Betting/Wagering			0	0	0
Operating/Promoting/Assisting Gambling			0	0	0
Gambling Equipment Violations			0	0	0
Sports Tampering			0	0	0
Pornography/Obscene Material			0	0	0
Prostitution			0	0	0
Assisting or Promoting Prostitution			0	0	0
Purchasing Prostitution			0	0	0
Weapon Law Violations			3	1	0
Animal Cruelty			0	0	0
Total Group A Offenses			128	41	6

(*) Offenses are counted using the FBI Units of Count for Crime

(**) The 'Arrests' column shows arrests made for incidents during the selected period, regardless of arrest date. Arrest counts for the same period may change over time.

Loudoun County Sheriff's Office - VA0530000 - NIBRS Agency Crime Overview - 2018

2018 Population Estimate	341,518	Offenses (*)	Arrests (**)		
		Reported	Adult	Juvenile	
Law Enforcement Employees		Group A Offenses			
		Crimes Against Persons			
Sworn Male	467	Murder and Nonnegligent Manslaughter	5	3	0
Sworn Female	60	Negligent Manslaughter	0	0	0
Civilian Male	30	Kidnapping/Abduction	43	6	0
Civilian Female	82	Forcible Rape	54	1	1
Total:	639	Forcible Sodomy	23	1	2
		Sexual Assault With An Object	105	9	3
		Forcible Fondling	24	4	0
Offense Overview		Incest	0	0	0
Incident Total	7,462	Statutory Rape	0	0	0
Offense Total	8,703	Aggravated Assault	144	82	10
Group A Crimes per 100,000 population	2,185.0	Simple Assault	1,814	414	34
		Intimidation	275	31	6
		Human Trafficking, Commercial Sex Acts	0	0	0
		Human Trafficking, Involuntary Servitude	0	0	0
Arrest Overview		Crimes Against Property			
Total Arrests	4,986	Arson	19	3	0
Adult Arrests	4,682	Bribery	0	0	0
Juvenile Arrests	302	Burglary/Breaking & Entering	132	36	7
Unknown Age	2	Counterfeiting/Forgery	96	18	0
Arrests per 100,000 population	1,460.0	Destruction/Damage/Vandalism of Property	1,004	36	8
		Embezzlement	40	20	0
		Extortion/Blackmail	32	4	0
		False Pretenses/Swindle/Confidence Game	451	41	0
		Credit Card/Automatic Teller Fraud	261	2	1
		Impersonation	439	14	0
		Welfare Fraud	19	1	0
		Wire Fraud	13	0	0
		Identity Theft	0	0	0
		Hacking/Computer Invasion	0	0	0
		Robbery	48	21	6
		Pocket-picking	4	0	0
		Purse-snatching	12	1	1
		Shoplifting	464	262	18
		Theft From Building	303	12	2
		Theft From Coin Operated Machine or Device	1	0	0
		Theft From Motor Vehicle	427	9	4
		Theft of Motor Vehicle Parts/Accessories	60	1	0
		All Other Larceny	895	108	8
		Motor Vehicle Theft	157	28	8
		Stolen Property Offenses	16	11	1
		Crimes Against Society			
		Drug/Narcotic Violations	1,095	721	19
		Drug Equipment Violations	79	7	0
		Betting/Wagering	0	0	0
		Operating/Promoting/Assisting Gambling	0	0	0
		Gambling Equipment Violations	0	0	0
		Sports Tampering	0	0	0
		Pornography/Obscene Material	45	4	2
		Prostitution	9	2	0
		Assisting or Promoting Prostitution	3	2	0
		Purchasing Prostitution	0	0	0
		Weapon Law Violations	92	38	6
		Animal Cruelty	0	0	0
		Total Group A Offenses	8,703	1,953	147
Group B Arrests					
Offense	Adult	Juvenile			
Bad Checks	0	0			
Curfew/Loitering/Vagrancy Violations	1	0			
Disorderly Conduct	5	3			
Driving Under the Influence	392	1			
Drunkenness	422	2			
Family Offenses (Nonviolent)	13	0			
Liquor Law Violations	49	14			
Peeping Tom	0	0			
Runaway	0	0			
Trespass of Real Property	28	1			
All Other Offenses	1,819	134			
Total Group B	2,729	155			

(*) Offenses are counted using the FBI Units of Count for Crime

(**) The 'Arrests' column shows arrests made for incidents during the selected period, regardless of arrest date. Arrest counts for the same period may change over time.

Louisa Co. Sheriff Office - VA0540000 - NIBRS Agency Crime Overview - 2018

2018 Population Estimate	34,358	Offenses (*)	Arrests (**)	
		Reported	Adult	Juvenile
Law Enforcement Employees		Group A Offenses		
		Crimes Against Persons		
Sworn Male	45	Murder and Nonnegligent Manslaughter	0	0
Sworn Female	3	Negligent Manslaughter	0	0
Civilian Male	4	Kidnapping/Abduction	6	2
Civilian Female	13	Forcible Rape	7	0
Total:	65	Forcible Sodomy	0	0
		Sexual Assault With An Object	2	0
		Forcible Fondling	18	0
Offense Overview		Incest	0	0
Incident Total	948	Statutory Rape	0	0
Offense Total	1,107	Aggravated Assault	30	15
Group A Crimes per 100,000 population	2,759.2	Simple Assault	173	82
		Intimidation	20	5
		Human Trafficking, Commercial Sex Acts	0	0
		Human Trafficking, Involuntary Servitude	0	0
Arrest Overview		Crimes Against Property		
Total Arrests	363	Arson	2	0
Adult Arrests	358	Bribery	0	0
Juvenile Arrests	5	Burglary/Breaking & Entering	25	1
Unknown Age	0	Counterfeiting/Forgery	16	1
Arrests per 100,000 population	1,056.5	Destruction/Damage/Vandalism of Property	207	6
		Embezzlement	7	3
		Extortion/Blackmail	1	0
		False Pretenses/Swindle/Confidence Game	13	1
		Credit Card/Automatic Teller Fraud	17	0
		Impersonation	10	0
		Welfare Fraud	0	0
		Wire Fraud	0	0
		Identity Theft	0	0
		Hacking/Computer Invasion	0	0
		Robbery	3	1
		Pocket-picking	30	9
		Purse-snatching	0	0
		Shoplifting	79	15
		Theft From Building	47	3
		Theft From Coin Operated Machine or Device	0	0
		Theft From Motor Vehicle	27	0
		Theft of Motor Vehicle Parts/Accessories	5	0
		All Other Larceny	119	3
		Motor Vehicle Theft	41	2
		Stolen Property Offenses	0	0
		Crimes Against Society		
		Drug/Narcotic Violations	157	95
		Drug Equipment Violations	2	0
		Betting/Wagering	0	0
		Operating/Promoting/Assisting Gambling	0	0
		Gambling Equipment Violations	0	0
		Sports Tampering	0	0
		Pornography/Obscene Material	6	0
		Prostitution	0	0
		Assisting or Promoting Prostitution	0	0
		Purchasing Prostitution	0	0
		Weapon Law Violations	37	7
		Animal Cruelty	0	0
		Total Group A Offenses	1,107	251
				4

Group B Arrests	Adult	Juvenile
Bad Checks	0	0
Curfew/Loitering/Vagrancy Violations	0	0
Disorderly Conduct	1	0
Driving Under the Influence	35	0
Drunkenness	34	0
Family Offenses (Nonviolent)	1	0
Liquor Law Violations	3	0
Peeping Tom	0	0
Runaway	0	0
Trespass of Real Property	4	0
All Other Offenses	29	1
Total Group B	107	1

(*) Offenses are counted using the FBI Units of Count for Crime

(**) The 'Arrests' column shows arrests made for incidents during the selected period, regardless of arrest date. Arrest counts for the same period may change over time.

Louisa Police Department - VA0540100 - NIBRS Agency Crime Overview - 2018

2018 Population Estimate	1,663	Offenses (*)	Arrests (**)		
		Reported	Adult	Juvenile	
Law Enforcement Employees		Group A Offenses			
Sworn Male	5	Crimes Against Persons			
Sworn Female	1	Murder and Nonnegligent Manslaughter	0	0	0
Civilian Male	0	Negligent Manslaughter	0	0	0
Civilian Female	0	Kidnapping/Abduction	0	0	0
Total:	6	Forcible Rape	0	0	0
		Forcible Sodomy	0	0	0
Offense Overview		Sexual Assault With An Object	0	0	0
Incident Total	131	Forcible Fondling	1	0	0
Offense Total	142	Incest	0	0	0
Group A Crimes per 100,000 population	7,877.3	Statutory Rape	0	0	0
		Aggravated Assault	2	2	0
Arrest Overview		Simple Assault	18	7	0
Total Arrests	30	Intimidation	1	0	0
Adult Arrests	30	Human Trafficking, Commercial Sex Acts	0	0	0
Juvenile Arrests	0	Human Trafficking, Involuntary Servitude	0	0	0
Unknown Age	0	Crimes Against Property			
Arrests per 100,000 population	1,804.0	Arson	0	0	0
		Bribery	0	0	0
		Burglary/Breaking & Entering	2	0	0
		Counterfeiting/Forgery	3	0	0
		Destruction/Damage/Vandalism of Property	17	1	0
		Embezzlement	1	0	0
		Extortion/Blackmail	0	0	0
		False Pretenses/Swindle/Confidence Game	3	0	0
		Credit Card/Automatic Teller Fraud	2	0	0
		Impersonation	1	0	0
		Welfare Fraud	0	0	0
		Wire Fraud	0	0	0
		Identity Theft	0	0	0
		Hacking/Computer Invasion	0	0	0
		Robbery	0	0	0
		Pocket-picking	17	3	0
		Purse-snatching	0	0	0
		Shoplifting	17	4	0
		Theft From Building	1	0	0
		Theft From Coin Operated Machine or Device	0	0	0
		Theft From Motor Vehicle	3	0	0
		Theft of Motor Vehicle Parts/Accessories	0	0	0
		All Other Larceny	13	0	0
		Motor Vehicle Theft	0	0	0
		Stolen Property Offenses	0	0	0
		Crimes Against Society			
		Drug/Narcotic Violations	26	4	0
		Drug Equipment Violations	10	1	0
		Betting/Wagering	0	0	0
		Operating/Promoting/Assisting Gambling	0	0	0
		Gambling Equipment Violations	0	0	0
		Sports Tampering	0	0	0
		Pornography/Obscene Material	1	1	0
		Prostitution	0	0	0
		Assisting or Promoting Prostitution	0	0	0
		Purchasing Prostitution	0	0	0
		Weapon Law Violations	3	1	0
		Animal Cruelty	0	0	0
		Total Group A Offenses	142	24	0
Group B Arrests					
Offense	Adult	Juvenile			
Bad Checks	0	0			
Curfew/Loitering/Vagrancy Violations	0	0			
Disorderly Conduct	0	0			
Driving Under the Influence	0	0			
Drunkenness	3	0			
Family Offenses (Nonviolent)	0	0			
Liquor Law Violations	0	0			
Peeping Tom	0	0			
Runaway	0	0			
Trespass of Real Property	1	0			
All Other Offenses	2	0			
Total Group B	6	0			

(*) Offenses are counted using the FBI Units of Count for Crime

(**) The 'Arrests' column shows arrests made for incidents during the selected period, regardless of arrest date. Arrest counts for the same period may change over time.

Lunenburg CO Sheriff's Office - VA0550000 - NIBRS Agency Crime Overview - 2018

2018 Population Estimate	9,388	Offenses (*)	Arrests (**)		
		Reported	Adult	Juvenile	
Law Enforcement Employees		Group A Offenses			
		Crimes Against Persons			
Sworn Male	10	Murder and Nonnegligent Manslaughter	2	1	0
Sworn Female	3	Negligent Manslaughter	0	0	0
Civilian Male	1	Kidnapping/Abduction	1	1	0
Civilian Female	5	Forcible Rape	2	2	0
Total:	19	Forcible Sodomy	0	0	0
		Sexual Assault With An Object	1	0	0
		Forcible Fondling	2	0	1
Offense Overview		Incest	0	0	0
Incident Total	170	Statutory Rape	0	0	0
Offense Total	186	Aggravated Assault	3	4	0
Group A Crimes per 100,000 population	1,810.8	Simple Assault	33	28	3
		Intimidation	10	5	2
		Human Trafficking, Commercial Sex Acts	0	0	0
		Human Trafficking, Involuntary Servitude	0	0	0
Arrest Overview		Crimes Against Property			
Total Arrests	166	Arson	0	0	0
Adult Arrests	154	Bribery	0	0	0
Juvenile Arrests	12	Burglary/Breaking & Entering	13	1	0
Unknown Age	0	Counterfeiting/Forgery	0	0	0
Arrests per 100,000 population	1,768.2	Destruction/Damage/Vandalism of Property	10	1	0
		Embezzlement	1	1	0
		Extortion/Blackmail	0	0	0
		False Pretenses/Swindle/Confidence Game	0	0	0
		Credit Card/Automatic Teller Fraud	1	0	0
		Impersonation	1	0	0
		Welfare Fraud	0	0	0
		Wire Fraud	0	0	0
		Identity Theft	0	0	0
		Hacking/Computer Invasion	0	0	0
		Robbery	0	0	0
		Pocket-picking	0	0	0
		Purse-snatching	0	0	0
		Shoplifting	0	0	0
		Theft From Building	0	0	0
		Theft From Coin Operated Machine or Device	0	0	0
		Theft From Motor Vehicle	2	0	0
		Theft of Motor Vehicle Parts/Accessories	3	0	0
		All Other Larceny	18	4	0
		Motor Vehicle Theft	5	0	0
		Stolen Property Offenses	0	0	0
		Crimes Against Society			
		Drug/Narcotic Violations	64	22	1
		Drug Equipment Violations	7	0	0
		Betting/Wagering	0	0	0
		Operating/Promoting/Assisting Gambling	0	0	0
		Gambling Equipment Violations	0	0	0
		Sports Tampering	0	0	0
		Pornography/Obscene Material	0	0	0
		Prostitution	0	0	0
		Assisting or Promoting Prostitution	0	0	0
		Purchasing Prostitution	0	0	0
		Weapon Law Violations	7	2	1
		Animal Cruelty	0	0	0
		Total Group A Offenses	186	72	8
Group B Arrests					
Offense	Adult	Juvenile			
Bad Checks	0	0			
Curfew/Loitering/Vagrancy Violations	0	0			
Disorderly Conduct	0	1			
Driving Under the Influence	7	0			
Drunkenness	2	0			
Family Offenses (Nonviolent)	0	0			
Liquor Law Violations	1	0			
Peeping Tom	0	0			
Runaway	0	0			
Trespass of Real Property	2	1			
All Other Offenses	70	2			
Total Group B	82	4			

(*) Offenses are counted using the FBI Units of Count for Crime

(**) The 'Arrests' column shows arrests made for incidents during the selected period, regardless of arrest date. Arrest counts for the same period may change over time.

Luray Police Department - VA0690100 - NIBRS Agency Crime Overview - 2018

2018 Population Estimate		4,817	Offenses (*)	Arrests (**)	
Law Enforcement Employees			Reported	Adult	Juvenile
Group A Offenses					
Crimes Against Persons					
Sworn Male	12	Murder and Nonnegligent Manslaughter	0	0	0
Sworn Female	0	Negligent Manslaughter	0	0	0
Civilian Male	0	Kidnapping/Abduction	2	0	0
Civilian Female	1	Forcible Rape	2	2	0
Total:	13	Forcible Sodomy	0	0	0
Offense Overview					
Incident Total	317	Sexual Assault With An Object	0	0	0
Offense Total	365	Forcible Fondling	4	0	0
Group A Crimes per 100,000 population	6,580.9	Incest	0	0	0
Arrest Overview					
Total Arrests	225	Statutory Rape	0	0	0
Adult Arrests	211	Aggravated Assault	4	3	0
Juvenile Arrests	14	Simple Assault	30	18	1
Unknown Age	0	Intimidation	3	1	0
Arrests per 100,000 population	4,671.0	Human Trafficking, Commercial Sex Acts	0	0	0
Group B Arrests					
Offense					
	Adult	Juvenile			
Bad Checks	2	0	Human Trafficking, Involuntary Servitude	0	0
Curfew/Loitering/Vagrancy Violations	0	0	Crimes Against Property		
Disorderly Conduct	2	1	Arson	1	1
Driving Under the Influence	16	0	Bribery	0	0
Drunkenness	18	1	Burglary/Breaking & Entering	14	2
Family Offenses (Nonviolent)	0	0	Counterfeiting/Forgery	10	2
Liquor Law Violations	0	0	Destruction/Damage/Vandalism of Property	40	6
Peeping Tom	0	0	Embezzlement	2	1
Runaway	0	0	Extortion/Blackmail	1	0
Trespass of Real Property	9	0	False Pretenses/Swindle/Confidence Game	9	1
All Other Offenses	15	4	Credit Card/Automatic Teller Fraud	5	1
Total Group B	62	6	Impersonation	1	0
Crimes Against Society					
			Welfare Fraud	0	0
			Wire Fraud	1	0
			Identity Theft	0	0
			Hacking/Computer Invasion	0	0
			Robbery	1	0
			Pocket-picking	0	0
			Purse-snatching	0	0
			Shoplifting	44	35
			Theft From Building	5	0
			Theft From Coin Operated Machine or Device	1	1
			Theft From Motor Vehicle	3	0
			Theft of Motor Vehicle Parts/Accessories	1	0
			All Other Larceny	61	12
			Motor Vehicle Theft	11	3
			Stolen Property Offenses	1	0
			Total Group A Offenses	365	149
					8

(*) Offenses are counted using the FBI Units of Count for Crime

(**) The 'Arrests' column shows arrests made for incidents during the selected period, regardless of arrest date. Arrest counts for the same period may change over time.

Lynchburg Police Department - VA1140000 - NIBRS Agency Crime Overview - 2018

2018 Population Estimate	81,339	Offenses (*)	Arrests (**)		
		Reported	Adult	Juvenile	
Law Enforcement Employees		Group A Offenses			
		Crimes Against Persons			
Sworn Male	143	Murder and Nonnegligent Manslaughter	8	9	1
Sworn Female	23	Negligent Manslaughter	0	0	0
Civilian Male	4	Kidnapping/Abduction	59	45	0
Civilian Female	18	Forcible Rape	32	3	1
Total:	188	Forcible Sodomy	3	3	2
		Sexual Assault With An Object	0	1	0
		Forcible Fondling	54	9	1
		Incest	0	0	0
Offense Overview		Statutory Rape	1	1	0
Incident Total	4,906	Aggravated Assault	195	82	4
Offense Total	6,211	Simple Assault	1,479	522	11
Group A Crimes per 100,000 population	6,031.5	Intimidation	277	20	4
		Human Trafficking, Commercial Sex Acts	0	0	0
		Human Trafficking, Involuntary Servitude	0	0	0
		Crimes Against Property			
Arrest Overview		Arson	12	3	0
Total Arrests	4,596	Bribery	0	0	0
Adult Arrests	4,334	Burglary/Breaking & Entering	188	32	5
Juvenile Arrests	262	Counterfeiting/Forgery	54	11	0
Unknown Age	0	Destruction/Damage/Vandalism of Property	676	57	1
Arrests per 100,000 population	5,650.4	Embezzlement	38	21	0
		Extortion/Blackmail	4	0	0
		False Pretenses/Swindle/Confidence Game	166	26	0
		Credit Card/Automatic Teller Fraud	98	1	0
		Impersonation	71	28	4
		Welfare Fraud	1	0	0
		Wire Fraud	1	0	0
		Identity Theft	0	0	0
		Hacking/Computer Invasion	0	0	0
		Robbery	41	15	3
		Pocket-picking	3	3	0
		Purse-snatching	0	0	0
		Shoplifting	340	242	5
		Theft From Building	0	0	0
		Theft From Coin Operated Machine or Device	2	0	0
		Theft From Motor Vehicle	282	0	0
		Theft of Motor Vehicle Parts/Accessories	84	0	0
		All Other Larceny	586	79	5
		Motor Vehicle Theft	175	13	1
		Stolen Property Offenses	10	14	4
		Crimes Against Society			
		Drug/Narcotic Violations	772	543	6
		Drug Equipment Violations	306	7	0
		Betting/Wagering	0	0	0
		Operating/Promoting/Assisting Gambling	0	0	0
		Gambling Equipment Violations	0	0	0
		Sports Tampering	0	0	0
		Pornography/Obscene Material	3	1	0
		Prostitution	6	1	0
		Assisting or Promoting Prostitution	0	0	0
		Purchasing Prostitution	0	0	0
		Weapon Law Violations	184	44	5
		Animal Cruelty	0	0	0
		Total Group A Offenses	6,211	1,836	63
		Group B Arrests			
Offense		Adult	Juvenile		
Bad Checks	4	0			
Curfew/Loitering/Vagrancy Violations	1	0			
Disorderly Conduct	30	0			
Driving Under the Influence	173	0			
Drunkenness	295	0			
Family Offenses (Nonviolent)	19	0			
Liquor Law Violations	27	0			
Peeping Tom	0	0			
Runaway	0	41			
Trespass of Real Property	126	1			
All Other Offenses	1,823	157			
Total Group B	2,498	199			

(*) Offenses are counted using the FBI Units of Count for Crime

(**) The 'Arrests' column shows arrests made for incidents during the selected period, regardless of arrest date. Arrest counts for the same period may change over time.

Madison Co. Sheriff's Office - VA0560000 - NIBRS Agency Crime Overview - 2018

2018 Population Estimate	13,278	Offenses (*)	Arrests (**)		
		Reported	Adult	Juvenile	
Law Enforcement Employees		Group A Offenses			
		Crimes Against Persons			
Sworn Male	18	Murder and Nonnegligent Manslaughter	0	0	0
Sworn Female	2	Negligent Manslaughter	0	0	0
Civilian Male	0	Kidnapping/Abduction	2	2	0
Civilian Female	6	Forcible Rape	4	0	1
Total:	26	Forcible Sodomy	2	1	0
		Sexual Assault With An Object	0	0	0
		Forcible Fondling	16	1	0
Offense Overview		Incest	0	0	0
Incident Total	346	Statutory Rape	0	0	0
Offense Total	405	Aggravated Assault	4	2	1
Group A Crimes per 100,000 population	2,605.8	Simple Assault	95	43	0
		Intimidation	28	6	0
		Human Trafficking, Commercial Sex Acts	0	0	0
		Human Trafficking, Involuntary Servitude	0	0	0
Arrest Overview		Crimes Against Property			
Total Arrests	297	Arson	0	0	0
Adult Arrests	286	Bribery	0	0	0
Juvenile Arrests	11	Burglary/Breaking & Entering	5	1	0
Unknown Age	0	Counterfeiting/Forgery	3	1	0
Arrests per 100,000 population	2,236.8	Destruction/Damage/Vandalism of Property	51	6	0
		Embezzlement	3	2	0
		Extortion/Blackmail	1	0	0
		False Pretenses/Swindle/Confidence Game	15	3	0
		Credit Card/Automatic Teller Fraud	7	0	0
		Impersonation	0	0	0
		Welfare Fraud	0	0	0
		Wire Fraud	6	0	0
		Identity Theft	0	0	0
		Hacking/Computer Invasion	0	0	0
		Robbery	1	1	0
		Pocket-picking	0	0	0
		Purse-snatching	0	0	0
		Shoplifting	5	5	0
		Theft From Building	20	4	0
		Theft From Coin Operated Machine or Device	0	0	0
		Theft From Motor Vehicle	8	1	0
		Theft of Motor Vehicle Parts/Accessories	2	0	0
		All Other Larceny	41	9	1
		Motor Vehicle Theft	7	1	0
		Stolen Property Offenses	1	0	0
		Crimes Against Society			
		Drug/Narcotic Violations	62	45	1
		Drug Equipment Violations	7	0	0
		Betting/Wagering	0	0	0
		Operating/Promoting/Assisting Gambling	0	0	0
		Gambling Equipment Violations	0	0	0
		Sports Tampering	0	0	0
		Pornography/Obscene Material	1	0	0
		Prostitution	0	0	0
		Assisting or Promoting Prostitution	0	0	0
		Purchasing Prostitution	0	0	0
		Weapon Law Violations	8	0	1
		Animal Cruelty	0	0	0
		Total Group A Offenses	405	134	5
Group B Arrests					
Offense	Adult	Juvenile			
Bad Checks	0	0			
Curfew/Loitering/Vagrancy Violations	0	0			
Disorderly Conduct	1	0			
Driving Under the Influence	25	0			
Drunkenness	11	0			
Family Offenses (Nonviolent)	1	0			
Liquor Law Violations	9	3			
Peeping Tom	0	0			
Runaway	0	1			
Trespass of Real Property	3	0			
All Other Offenses	102	2			
Total Group B	152	6			

(*) Offenses are counted using the FBI Units of Count for Crime

(**) The 'Arrests' column shows arrests made for incidents during the selected period, regardless of arrest date. Arrest counts for the same period may change over time.

Manassas Park Police Dept - VA0750200 - NIBRS Agency Crime Overview - 2018

2018 Population Estimate	16,528	Offenses (*)	Arrests (**)		
		Reported	Adult	Juvenile	
Law Enforcement Employees		Group A Offenses			
		Crimes Against Persons			
Sworn Male	26	Murder and Nonnegligent Manslaughter	0	0	0
Sworn Female	4	Negligent Manslaughter	0	0	0
Civilian Male	1	Kidnapping/Abduction	3	2	0
Civilian Female	7	Forcible Rape	5	1	1
Total:	38	Forcible Sodomy	3	0	0
		Sexual Assault With An Object	4	1	1
		Forcible Fondling	2	0	0
Offense Overview		Incest	0	0	0
Incident Total	525	Statutory Rape	0	0	0
Offense Total	606	Aggravated Assault	10	7	0
Group A Crimes per 100,000 population	3,176.4	Simple Assault	126	41	1
		Intimidation	20	2	2
		Human Trafficking, Commercial Sex Acts	0	0	0
		Human Trafficking, Involuntary Servitude	0	0	0
Arrest Overview		Crimes Against Property			
Total Arrests	441	Arson	0	0	0
Adult Arrests	400	Bribery	0	0	0
Juvenile Arrests	41	Burglary/Breaking & Entering	12	5	0
Unknown Age	0	Counterfeiting/Forgery	4	1	0
Arrests per 100,000 population	2,668.2	Destruction/Damage/Vandalism of Property	56	5	1
		Embezzlement	0	0	0
		Extortion/Blackmail	2	0	0
		False Pretenses/Swindle/Confidence Game	21	1	0
		Credit Card/Automatic Teller Fraud	8	0	0
		Impersonation	11	1	0
		Welfare Fraud	0	0	0
		Wire Fraud	2	0	0
		Identity Theft	0	0	0
		Hacking/Computer Invasion	0	0	0
		Robbery	7	1	0
		Pocket-picking	0	0	0
		Purse-snatching	0	0	0
		Shoplifting	10	3	0
		Theft From Building	12	0	0
		Theft From Coin Operated Machine or Device	0	0	0
		Theft From Motor Vehicle	24	0	0
		Theft of Motor Vehicle Parts/Accessories	5	0	0
		All Other Larceny	45	5	1
		Motor Vehicle Theft	11	4	0
		Stolen Property Offenses	4	0	0
		Crimes Against Society			
		Drug/Narcotic Violations	181	143	20
		Drug Equipment Violations	3	0	0
		Betting/Wagering	0	0	0
		Operating/Promoting/Assisting Gambling	0	0	0
		Gambling Equipment Violations	0	0	0
		Sports Tampering	0	0	0
		Pornography/Obscene Material	5	2	0
		Prostitution	0	0	0
		Assisting or Promoting Prostitution	0	0	0
		Purchasing Prostitution	0	0	0
		Weapon Law Violations	10	2	2
		Animal Cruelty	0	0	0
		Total Group A Offenses	606	227	29
Group B Arrests					
Offense	Adult	Juvenile			
Bad Checks	0	0			
Curfew/Loitering/Vagrancy Violations	0	0			
Disorderly Conduct	3	1			
Driving Under the Influence	51	0			
Drunkenness	15	0			
Family Offenses (Nonviolent)	1	0			
Liquor Law Violations	0	0			
Peeping Tom	0	0			
Runaway	0	0			
Trespass of Real Property	3	0			
All Other Offenses	100	11			
Total Group B	173	12			

(*) Offenses are counted using the FBI Units of Count for Crime

(**) The 'Arrests' column shows arrests made for incidents during the selected period, regardless of arrest date. Arrest counts for the same period may change over time.

Manassas Police Department - VA0750100 - NIBRS Agency Crime Overview - 2018

2018 Population Estimate		42,053		Offenses (*)	Arrests (**)		
				Reported	Adult	Juvenile	
Law Enforcement Employees				Group A Offenses			
Sworn Male				Crimes Against Persons			
Sworn Female				Murder and Nonnegligent Manslaughter	1	3	3
Civilian Male				Negligent Manslaughter	0	0	0
Civilian Female				Kidnapping/Abduction	14	14	2
Total:				Forcible Rape	17	5	0
				Forcible Sodomy	3	0	0
				Sexual Assault With An Object	3	0	0
				Forcible Fondling	45	3	0
				Incest	0	0	0
Offense Overview				Statutory Rape	2	2	0
Incident Total				Aggravated Assault	64	44	1
Offense Total				Simple Assault	534	129	7
Group A Crimes per 100,000 population				Intimidation	49	7	1
				Human Trafficking, Commercial Sex Acts	0	0	0
				Human Trafficking, Involuntary Servitude	0	0	0
				Crimes Against Property			
Arrest Overview				Arson	4	1	0
Total Arrests				Bribery	0	0	0
Adult Arrests				Burglary/Breaking & Entering	72	13	3
Juvenile Arrests				Counterfeiting/Forgery	20	11	0
Unknown Age				Destruction/Damage/Vandalism of Property	333	26	1
Arrests per 100,000 population				Embezzlement	7	4	0
				Extortion/Blackmail	7	0	0
				False Pretenses/Swindle/Confidence Game	133	18	0
				Credit Card/Automatic Teller Fraud	58	0	0
				Impersonation	36	1	0
				Welfare Fraud	0	0	0
				Wire Fraud	18	0	0
				Identity Theft	0	0	0
				Hacking/Computer Invasion	0	0	0
				Robbery	17	3	0
				Pocket-picking	0	0	0
				Purse-snatching	0	0	0
				Shoplifting	113	22	0
				Theft From Building	99	0	0
				Theft From Coin Operated Machine or Device	0	0	0
				Theft From Motor Vehicle	138	0	0
				Theft of Motor Vehicle Parts/Accessories	44	0	0
				All Other Larceny	137	42	6
				Motor Vehicle Theft	40	0	0
				Stolen Property Offenses	5	6	0
				Crimes Against Society			
				Drug/Narcotic Violations	469	355	40
				Drug Equipment Violations	197	10	0
				Betting/Wagering	0	0	0
				Operating/Promoting/Assisting Gambling	0	0	0
				Gambling Equipment Violations	0	0	0
				Sports Tampering	0	0	0
				Pornography/Obscene Material	12	1	0
				Prostitution	5	5	0
				Assisting or Promoting Prostitution	0	2	0
				Purchasing Prostitution	0	0	0
				Weapon Law Violations	36	14	1
				Animal Cruelty	0	0	0
				Total Group A Offenses	2,732	741	65
				Group B Arrests			
				Offense			
				Adult	Juvenile		
Bad Checks				0	0		
Curfew/Loitering/Vagrancy Violations				0	0		
Disorderly Conduct				53	0		
Driving Under the Influence				80	1		
Drunkenness				380	3		
Family Offenses (Nonviolent)				1	0		
Liquor Law Violations				34	10		
Peeping Tom				0	0		
Runaway				0	0		
Trespass of Real Property				65	1		
All Other Offenses				97	9		
Total Group B				710	24		

(*) Offenses are counted using the FBI Units of Count for Crime

(**) The 'Arrests' column shows arrests made for incidents during the selected period, regardless of arrest date. Arrest counts for the same period may change over time.

Marion Police Department - VA0860100 - NIBRS Agency Crime Overview - 2018

2018 Population Estimate	5,659	Offenses (*)	Arrests (**)		
		Reported	Adult	Juvenile	
Law Enforcement Employees		Group A Offenses			
Sworn Male	19	Crimes Against Persons			
Sworn Female	2	Murder and Nonnegligent Manslaughter	0	0	0
Civilian Male	0	Negligent Manslaughter	0	0	0
Civilian Female	1	Kidnapping/Abduction	4	0	0
Total:	22	Forcible Rape	1	0	0
		Forcible Sodomy	0	0	0
Offense Overview		Sexual Assault With An Object	1	0	0
Incident Total	477	Forcible Fondling	2	1	0
Offense Total	541	Incest	0	0	0
Group A Crimes per 100,000 population	8,429.1	Statutory Rape	1	0	0
		Aggravated Assault	22	6	0
Arrest Overview		Simple Assault	75	43	0
Total Arrests	340	Intimidation	5	1	0
Adult Arrests	335	Human Trafficking, Commercial Sex Acts	0	0	0
Juvenile Arrests	4	Human Trafficking, Involuntary Servitude	0	0	0
Unknown Age	1	Crimes Against Property			
Arrests per 100,000 population	6,008.1	Arson	1	0	0
		Bribery	0	0	0
		Burglary/Breaking & Entering	28	6	0
		Counterfeiting/Forgery	10	0	0
		Destruction/Damage/Vandalism of Property	49	4	0
		Embezzlement	2	2	0
		Extortion/Blackmail	0	0	0
		False Pretenses/Swindle/Confidence Game	12	0	0
		Credit Card/Automatic Teller Fraud	5	0	0
		Impersonation	1	1	0
		Welfare Fraud	0	0	0
		Wire Fraud	0	0	0
		Identity Theft	0	0	0
		Hacking/Computer Invasion	0	0	0
		Robbery	5	4	0
		Pocket-picking	0	0	0
		Purse-snatching	1	0	0
		Shoplifting	68	52	0
		Theft From Building	29	4	0
		Theft From Coin Operated Machine or Device	0	0	0
		Theft From Motor Vehicle	9	2	0
		Theft of Motor Vehicle Parts/Accessories	2	1	0
		All Other Larceny	41	17	2
		Motor Vehicle Theft	9	4	0
		Stolen Property Offenses	3	1	0
		Crimes Against Society			
		Drug/Narcotic Violations	133	97	0
		Drug Equipment Violations	6	2	0
		Betting/Wagering	0	0	0
		Operating/Promoting/Assisting Gambling	0	0	0
		Gambling Equipment Violations	0	0	0
		Sports Tampering	0	0	0
		Pornography/Obscene Material	1	0	0
		Prostitution	0	0	0
		Assisting or Promoting Prostitution	0	0	0
		Purchasing Prostitution	0	0	0
		Weapon Law Violations	15	4	0
		Animal Cruelty	0	0	0
		Total Group A Offenses	541	252	2
Group B Arrests					
Offense	Adult	Juvenile			
Bad Checks	0	0			
Curfew/Loitering/Vagrancy Violations	0	0			
Disorderly Conduct	0	0			
Driving Under the Influence	16	0			
Drunkenness	20	0			
Family Offenses (Nonviolent)	3	0			
Liquor Law Violations	4	0			
Peeping Tom	0	0			
Runaway	0	0			
Trespass of Real Property	6	0			
All Other Offenses	34	2			
Total Group B	83	2			

(*) Offenses are counted using the FBI Units of Count for Crime

(**) The 'Arrests' column shows arrests made for incidents during the selected period, regardless of arrest date. Arrest counts for the same period may change over time.

Martinsville Police Department - VA1150000 - NIBRS Agency Crime Overview - 2018

2018 Population Estimate	13,119	Offenses (*)	Arrests (**)		
		Reported	Adult	Juvenile	
Law Enforcement Employees		Group A Offenses			
		Crimes Against Persons			
Sworn Male	43	Murder and Nonnegligent Manslaughter	2	0	0
Sworn Female	2	Negligent Manslaughter	0	0	0
Civilian Male	0	Kidnapping/Abduction	3	1	0
Civilian Female	5	Forcible Rape	2	0	0
Total:	50	Forcible Sodomy	0	0	0
		Sexual Assault With An Object	1	0	0
		Forcible Fondling	3	0	0
		Incest	0	0	0
Offense Overview		Statutory Rape	0	0	0
Incident Total	1,270	Aggravated Assault	41	12	1
Offense Total	1,472	Simple Assault	216	98	3
Group A Crimes per 100,000 population	9,680.6	Intimidation	4	1	0
		Human Trafficking, Commercial Sex Acts	0	0	0
		Human Trafficking, Involuntary Servitude	0	0	0
		Crimes Against Property			
Arrest Overview		Arson	0	0	0
Total Arrests	1,277	Bribery	0	0	0
Adult Arrests	1,249	Burglary/Breaking & Entering	72	11	2
Juvenile Arrests	17	Counterfeiting/Forgery	35	1	0
Unknown Age	11	Destruction/Damage/Vandalism of Property	119	13	0
Arrests per 100,000 population	9,734.0	Embezzlement	4	0	0
		Extortion/Blackmail	0	0	0
		False Pretenses/Swindle/Confidence Game	29	4	0
		Credit Card/Automatic Teller Fraud	17	1	0
		Impersonation	15	5	0
		Welfare Fraud	0	0	0
		Wire Fraud	2	0	0
		Identity Theft	0	0	0
		Hacking/Computer Invasion	0	0	0
		Robbery	8	0	0
		Pocket-picking	1	0	0
		Purse-snatching	0	0	0
		Shoplifting	131	65	0
		Theft From Building	15	2	0
		Theft From Coin Operated Machine or Device	0	0	0
		Theft From Motor Vehicle	38	1	0
		Theft of Motor Vehicle Parts/Accessories	13	1	0
		All Other Larceny	172	9	0
		Motor Vehicle Theft	33	2	0
		Stolen Property Offenses	4	0	0
		Crimes Against Society			
		Drug/Narcotic Violations	352	157	1
		Drug Equipment Violations	74	4	0
		Betting/Wagering	0	0	0
		Operating/Promoting/Assisting Gambling	0	0	0
		Gambling Equipment Violations	0	0	0
		Sports Tampering	0	0	0
		Pornography/Obscene Material	2	0	0
		Prostitution	0	0	0
		Assisting or Promoting Prostitution	0	0	0
		Purchasing Prostitution	0	0	0
		Weapon Law Violations	64	13	0
		Animal Cruelty	0	0	0
		Total Group A Offenses	1,472	401	7
		Group B Arrests			
Offense		Adult	Juvenile		
Bad Checks	0	0			
Curfew/Loitering/Vagrancy Violations	0	0			
Disorderly Conduct	18	1			
Driving Under the Influence	35	0			
Drunkenness	116	0			
Family Offenses (Nonviolent)	0	0			
Liquor Law Violations	35	0			
Peeping Tom	0	0			
Runaway	0	0			
Trespass of Real Property	17	0			
All Other Offenses	627	9			
Total Group B	848	10			

(*) Offenses are counted using the FBI Units of Count for Crime

(**) The 'Arrests' column shows arrests made for incidents during the selected period, regardless of arrest date. Arrest counts for the same period may change over time.

Massachusetts Police Department - VA0820900 - NIBRS Agency Crime Overview - 2018

2018 Population Estimate	N/A	Offenses (*)		Arrests (**)		
		Reported	Adult	Juvenile		
Law Enforcement Employees		Group A Offenses				
		Crimes Against Persons				
Sworn Male	7	Murder and Nonnegligent Manslaughter	0	0	0	
Sworn Female	0	Negligent Manslaughter	0	0	0	
Civilian Male	0	Kidnapping/Abduction	0	0	0	
Civilian Female	1	Forcible Rape	0	0	0	
Total:	8	Forcible Sodomy	0	0	0	
		Sexual Assault With An Object	0	0	0	
		Forcible Fondling	0	0	0	
Offense Overview		Incest	0	0	0	
Incident Total	57	Statutory Rape	0	0	0	
Offense Total	59	Aggravated Assault	0	0	0	
Group A Crimes per 100,000 population	N/A	Simple Assault	8	1	0	
		Intimidation	0	0	0	
		Human Trafficking, Commercial Sex Acts	0	0	0	
		Human Trafficking, Involuntary Servitude	0	0	0	
Arrest Overview		Crimes Against Property				
Total Arrests	14	Arson	0	0	0	
Adult Arrests	14	Bribery	0	0	0	
Juvenile Arrests	0	Burglary/Breaking & Entering	2	0	0	
Unknown Age	0	Counterfeiting/Forgery	0	0	0	
Arrests per 100,000 population	N/A	Destruction/Damage/Vandalism of Property	13	0	0	
		Embezzlement	0	0	0	
		Extortion/Blackmail	0	0	0	
		False Pretenses/Swindle/Confidence Game	3	0	0	
		Credit Card/Automatic Teller Fraud	0	0	0	
		Impersonation	0	0	0	
		Welfare Fraud	0	0	0	
		Wire Fraud	1	0	0	
		Identity Theft	0	0	0	
		Hacking/Computer Invasion	0	0	0	
		Robbery	0	0	0	
		Pocket-picking	0	0	0	
		Purse-snatching	0	0	0	
		Shoplifting	0	0	0	
		Theft From Building	4	0	0	
		Theft From Coin Operated Machine or Device	0	0	0	
		Theft From Motor Vehicle	3	0	0	
		Theft of Motor Vehicle Parts/Accessories	0	0	0	
		All Other Larceny	5	0	0	
		Motor Vehicle Theft	1	0	0	
		Stolen Property Offenses	0	0	0	
		Crimes Against Society				
		Drug/Narcotic Violations	15	2	0	
		Drug Equipment Violations	2	0	0	
		Betting/Wagering	0	0	0	
		Operating/Promoting/Assisting Gambling	0	0	0	
		Gambling Equipment Violations	0	0	0	
		Sports Tampering	0	0	0	
		Pornography/Obscene Material	0	0	0	
		Prostitution	0	0	0	
		Assisting or Promoting Prostitution	0	0	0	
		Purchasing Prostitution	0	0	0	
		Weapon Law Violations	2	0	0	
		Animal Cruelty	0	0	0	
		Total Group A Offenses	59	3	0	
Group B Arrests						
Offense	Adult	Juvenile				
Bad Checks	0	0				
Curfew/Loitering/Vagrancy Violations	0	0				
Disorderly Conduct	0	0				
Driving Under the Influence	4	0				
Drunkenness	5	0				
Family Offenses (Nonviolent)	0	0				
Liquor Law Violations	0	0				
Peeping Tom	0	0				
Runaway	0	0				
Trespass of Real Property	0	0				
All Other Offenses	2	0				
Total Group B	11	0				

(*) Offenses are counted using the FBI Units of Count for Crime

(**) The 'Arrests' column shows arrests made for incidents during the selected period, regardless of arrest date. Arrest counts for the same period may change over time.

Mathews County Sheriff's Office - VA0570000 - NIBRS Agency Crime Overview - 2018

2018 Population Estimate	8,704	Offenses (*)	Arrests (**)		
		Reported	Adult	Juvenile	
Law Enforcement Employees		Group A Offenses			
		Crimes Against Persons			
Sworn Male	9	Murder and Nonnegligent Manslaughter	0	0	0
Sworn Female	2	Negligent Manslaughter	0	0	0
Civilian Male	1	Kidnapping/Abduction	2	2	0
Civilian Female	6	Forcible Rape	1	0	0
Total:	18	Forcible Sodomy	3	2	0
		Sexual Assault With An Object	1	0	0
		Forcible Fondling	2	0	0
Offense Overview		Incest	0	0	0
Incident Total	223	Statutory Rape	0	0	0
Offense Total	248	Aggravated Assault	7	4	0
Group A Crimes per 100,000 population	2,562.0	Simple Assault	57	18	3
		Intimidation	1	0	0
		Human Trafficking, Commercial Sex Acts	0	0	0
		Human Trafficking, Involuntary Servitude	0	0	0
Arrest Overview		Crimes Against Property			
Total Arrests	95	Arson	1	0	0
Adult Arrests	84	Bribery	0	0	0
Juvenile Arrests	11	Burglary/Breaking & Entering	13	4	0
Unknown Age	0	Counterfeiting/Forgery	8	1	0
Arrests per 100,000 population	1,091.5	Destruction/Damage/Vandalism of Property	35	1	0
		Embezzlement	2	1	0
		Extortion/Blackmail	0	0	0
		False Pretenses/Swindle/Confidence Game	4	1	0
		Credit Card/Automatic Teller Fraud	30	0	0
		Impersonation	0	0	0
		Welfare Fraud	0	0	0
		Wire Fraud	0	0	0
		Identity Theft	0	0	0
		Hacking/Computer Invasion	0	0	0
		Robbery	0	0	0
		Pocket-picking	0	0	0
		Purse-snatching	0	0	0
		Shoplifting	4	1	1
		Theft From Building	9	0	0
		Theft From Coin Operated Machine or Device	0	0	0
		Theft From Motor Vehicle	7	0	0
		Theft of Motor Vehicle Parts/Accessories	0	0	0
		All Other Larceny	19	6	0
		Motor Vehicle Theft	4	2	0
		Stolen Property Offenses	0	1	0
		Crimes Against Society			
		Drug/Narcotic Violations	31	14	5
		Drug Equipment Violations	3	0	0
		Betting/Wagering	0	0	0
		Operating/Promoting/Assisting Gambling	0	0	0
		Gambling Equipment Violations	0	0	0
		Sports Tampering	0	0	0
		Pornography/Obscene Material	2	0	0
		Prostitution	0	0	0
		Assisting or Promoting Prostitution	0	0	0
		Purchasing Prostitution	0	0	0
		Weapon Law Violations	2	1	0
		Animal Cruelty	0	0	0
		Total Group A Offenses	248	59	9
Group B Arrests					
Offense	Adult	Juvenile			
Bad Checks	1	0			
Curfew/Loitering/Vagrancy Violations	0	0			
Disorderly Conduct	0	0			
Driving Under the Influence	8	0			
Drunkenness	0	0			
Family Offenses (Nonviolent)	0	0			
Liquor Law Violations	3	2			
Peeping Tom	0	0			
Runaway	0	0			
Trespass of Real Property	1	0			
All Other Offenses	12	0			
Total Group B	25	2			

(*) Offenses are counted using the FBI Units of Count for Crime

(**) The 'Arrests' column shows arrests made for incidents during the selected period, regardless of arrest date. Arrest counts for the same period may change over time.

Mecklenburg Sheriff's Office - VA0580000 - NIBRS Agency Crime Overview - 2018

2018 Population Estimate	22,614	Offenses (*)	Arrests (**)		
		Reported	Adult	Juvenile	
Law Enforcement Employees		Group A Offenses			
		Crimes Against Persons			
Sworn Male	46	Murder and Nonnegligent Manslaughter	1	1	0
Sworn Female	4	Negligent Manslaughter	0	0	0
Civilian Male	0	Kidnapping/Abduction	2	1	0
Civilian Female	2	Forcible Rape	7	1	0
Total:	52	Forcible Sodomy	0	0	0
		Sexual Assault With An Object	22	0	0
		Forcible Fondling	0	1	0
		Incest	0	1	0
Offense Overview		Statutory Rape	1	0	0
Incident Total	469	Aggravated Assault	22	6	1
Offense Total	521	Simple Assault	47	29	1
Group A Crimes per 100,000 population	2,073.9	Intimidation	0	0	0
		Human Trafficking, Commercial Sex Acts	0	0	0
		Human Trafficking, Involuntary Servitude	0	0	0
Arrest Overview		Crimes Against Property			
Total Arrests	616	Arson	1	0	0
Adult Arrests	610	Bribery	0	0	0
Juvenile Arrests	6	Burglary/Breaking & Entering	69	9	0
Unknown Age	0	Counterfeiting/Forgery	10	2	0
Arrests per 100,000 population	2,724.0	Destruction/Damage/Vandalism of Property	50	6	0
		Embezzlement	2	0	0
		Extortion/Blackmail	1	0	0
		False Pretenses/Swindle/Confidence Game	48	1	0
		Credit Card/Automatic Teller Fraud	13	0	0
		Impersonation	0	0	0
		Welfare Fraud	0	0	0
		Wire Fraud	0	0	0
		Identity Theft	0	0	0
		Hacking/Computer Invasion	0	0	0
		Robbery	5	2	1
		Pocket-picking	0	0	0
		Purse-snatching	0	0	0
		Shoplifting	0	0	0
		Theft From Building	5	0	0
		Theft From Coin Operated Machine or Device	0	0	0
		Theft From Motor Vehicle	12	0	0
		Theft of Motor Vehicle Parts/Accessories	1	0	0
		All Other Larceny	107	12	0
		Motor Vehicle Theft	20	1	0
		Stolen Property Offenses	2	3	0
		Crimes Against Society			
		Drug/Narcotic Violations	53	44	0
		Drug Equipment Violations	5	0	0
		Betting/Wagering	0	0	0
		Operating/Promoting/Assisting Gambling	0	0	0
		Gambling Equipment Violations	0	0	0
		Sports Tampering	0	0	0
		Pornography/Obscene Material	7	0	0
		Prostitution	0	0	0
		Assisting or Promoting Prostitution	0	0	0
		Purchasing Prostitution	0	0	0
		Weapon Law Violations	8	8	0
		Animal Cruelty	0	0	0
		Total Group A Offenses	521	128	3
		Group B Arrests			
Offense		Adult	Juvenile		
Bad Checks	6	0			
Curfew/Loitering/Vagrancy Violations	0	0			
Disorderly Conduct	3	0			
Driving Under the Influence	51	0			
Drunkenness	41	0			
Family Offenses (Nonviolent)	0	0			
Liquor Law Violations	9	0			
Peeping Tom	0	0			
Runaway	0	0			
Trespass of Real Property	21	0			
All Other Offenses	351	3			
Total Group B	482	3			

(*) Offenses are counted using the FBI Units of Count for Crime

(**) The 'Arrests' column shows arrests made for incidents during the selected period, regardless of arrest date. Arrest counts for the same period may change over time.

Middleburg Police Department - VA0530200 - NIBRS Agency Crime Overview - 2018

2018 Population Estimate	851	Offenses (*)	Arrests (**)	
		Reported	Adult	Juvenile
Law Enforcement Employees		Group A Offenses		
		Crimes Against Persons		
Sworn Male	6	Murder and Nonnegligent Manslaughter	0	0
Sworn Female	0	Negligent Manslaughter	0	0
Civilian Male	0	Kidnapping/Abduction	0	0
Civilian Female	1	Forcible Rape	0	0
Total:	7	Forcible Sodomy	0	0
		Sexual Assault With An Object	0	0
		Forcible Fondling	0	0
		Incest	0	0
Offense Overview		Statutory Rape	0	0
Incident Total	28	Aggravated Assault	0	0
Offense Total	34	Simple Assault	4	3
Group A Crimes per 100,000 population	3,290.2	Intimidation	1	0
		Human Trafficking, Commercial Sex Acts	0	0
		Human Trafficking, Involuntary Servitude	0	0
		Crimes Against Property		
Arrest Overview		Arson	0	0
Total Arrests	14	Bribery	0	0
Adult Arrests	14	Burglary/Breaking & Entering	0	0
Juvenile Arrests	0	Counterfeiting/Forgery	2	0
Unknown Age	0	Destruction/Damage/Vandalism of Property	3	0
Arrests per 100,000 population	1,645.1	Embezzlement	1	0
		Extortion/Blackmail	0	0
		False Pretenses/Swindle/Confidence Game	2	0
		Credit Card/Automatic Teller Fraud	2	0
		Impersonation	0	0
		Welfare Fraud	0	0
		Wire Fraud	1	0
		Identity Theft	0	0
		Hacking/Computer Invasion	0	0
		Robbery	0	0
		Pocket-picking	0	0
		Purse-snatching	0	0
		Shoplifting	1	2
		Theft From Building	5	0
		Theft From Coin Operated Machine or Device	0	0
		Theft From Motor Vehicle	1	0
		Theft of Motor Vehicle Parts/Accessories	0	0
		All Other Larceny	2	0
		Motor Vehicle Theft	0	0
		Stolen Property Offenses	0	0
		Crimes Against Society		
		Drug/Narcotic Violations	5	2
		Drug Equipment Violations	4	0
		Betting/Wagering	0	0
		Operating/Promoting/Assisting Gambling	0	0
		Gambling Equipment Violations	0	0
		Sports Tampering	0	0
		Pornography/Obscene Material	0	0
		Prostitution	0	0
		Assisting or Promoting Prostitution	0	0
		Purchasing Prostitution	0	0
		Weapon Law Violations	0	0
		Animal Cruelty	0	0
		Total Group A Offenses	34	7
			0	0

(*) Offenses are counted using the FBI Units of Count for Crime

(**) The 'Arrests' column shows arrests made for incidents during the selected period, regardless of arrest date. Arrest counts for the same period may change over time.

Middlesex County Sheriff's Office - VA0590000 - NIBRS Agency Crime Overview - 2018

2018 Population Estimate		10,889	Offenses (*)	Arrests (**)	
			Reported	Adult	Juvenile
Law Enforcement Employees			Group A Offenses		
			Crimes Against Persons		
Sworn Male	25		Murder and Nonnegligent Manslaughter	1	0
Sworn Female	4		Negligent Manslaughter	0	0
Civilian Male	1		Kidnapping/Abduction	3	0
Civilian Female	10		Forcible Rape	3	0
Total:	40		Forcible Sodomy	1	0
			Sexual Assault With An Object	0	0
			Forcible Fondling	2	0
			Incest	0	0
Offense Overview			Crimes Against Property		
Incident Total	309		Arson	5	0
Offense Total	333		Bribery	0	0
Group A Crimes per 100,000 population	2,837.7		Burglary/Breaking & Entering	38	2
			Counterfeiting/Forgery	5	0
			Destruction/Damage/Vandalism of Property	69	2
			Embezzlement	3	0
			Extortion/Blackmail	0	0
			False Pretenses/Swindle/Confidence Game	4	0
			Credit Card/Automatic Teller Fraud	3	0
			Impersonation	0	0
			Welfare Fraud	0	0
			Wire Fraud	4	0
			Identity Theft	0	0
			Hacking/Computer Invasion	0	0
			Robbery	0	0
			Pocket-picking	0	0
			Purse-snatching	0	0
			Shoplifting	6	2
			Theft From Building	24	0
			Theft From Coin Operated Machine or Device	0	0
			Theft From Motor Vehicle	14	2
			Theft of Motor Vehicle Parts/Accessories	1	0
			All Other Larceny	50	0
			Motor Vehicle Theft	12	1
			Stolen Property Offenses	0	0
			Crimes Against Society		
			Drug/Narcotic Violations	5	2
			Drug Equipment Violations	0	0
			Betting/Wagering	0	0
			Operating/Promoting/Assisting Gambling	0	0
			Gambling Equipment Violations	0	0
			Sports Tampering	0	0
			Pornography/Obscene Material	3	0
			Prostitution	0	0
			Assisting or Promoting Prostitution	0	0
			Purchasing Prostitution	0	0
			Weapon Law Violations	3	2
			Animal Cruelty	0	0
			Total Group A Offenses	333	17
					13
Group B Arrests					
Offense	Adult	Juvenile			
Bad Checks	0	0			
Curfew/Loitering/Vagrancy Violations	0	0			
Disorderly Conduct	0	1			
Driving Under the Influence	6	0			
Drunkenness	4	0			
Family Offenses (Nonviolent)	0	0			
Liquor Law Violations	0	0			
Peeping Tom	0	0			
Runaway	0	0			
Trespass of Real Property	0	0			
All Other Offenses	16	2			
Total Group B	26	3			

(*) Offenses are counted using the FBI Units of Count for Crime

(**) The 'Arrests' column shows arrests made for incidents during the selected period, regardless of arrest date. Arrest counts for the same period may change over time.

Middletown Police Department - VA0340100 - NIBRS Agency Crime Overview - 2018

2018 Population Estimate	1,353	Offenses (*)		
		Reported	Adult	Juvenile
Law Enforcement Employees		Crimes Against Persons		
Sworn Male	3	Murder and Nonnegligent Manslaughter	0	0
Sworn Female	0	Negligent Manslaughter	0	0
Civilian Male	1	Kidnapping/Abduction	0	0
Civilian Female	0	Forcible Rape	1	0
Total:	4	Forcible Sodomy	0	0
		Sexual Assault With An Object	0	0
		Forcible Fondling	0	0
		Incest	0	0
Offense Overview		Statutory Rape	0	0
Incident Total	35	Aggravated Assault	0	0
Offense Total	36	Simple Assault	9	0
Group A Crimes per 100,000 population	2,586.8	Intimidation	0	0
		Human Trafficking, Commercial Sex Acts	0	0
		Human Trafficking, Involuntary Servitude	0	0
Arrest Overview		Crimes Against Property		
Total Arrests	0	Arson	0	0
Adult Arrests	0	Bribery	0	0
Juvenile Arrests	0	Burglary/Breaking & Entering	3	0
Unknown Age	0	Counterfeiting/Forgery	1	0
Arrests per 100,000 population	0.0	Destruction/Damage/Vandalism of Property	6	0
		Embezzlement	1	0
		Extortion/Blackmail	0	0
		False Pretenses/Swindle/Confidence Game	1	0
		Credit Card/Automatic Teller Fraud	0	0
		Impersonation	0	0
		Welfare Fraud	0	0
		Wire Fraud	0	0
		Identity Theft	0	0
		Hacking/Computer Invasion	0	0
		Robbery	0	0
		Pocket-picking	0	0
		Purse-snatching	0	0
		Shoplifting	1	0
		Theft From Building	1	0
		Theft From Coin Operated Machine or Device	0	0
		Theft From Motor Vehicle	5	0
		Theft of Motor Vehicle Parts/Accessories	0	0
		All Other Larceny	5	0
		Motor Vehicle Theft	0	0
		Stolen Property Offenses	0	0
		Crimes Against Society		
		Drug/Narcotic Violations	2	0
		Drug Equipment Violations	0	0
		Betting/Wagering	0	0
		Operating/Promoting/Assisting Gambling	0	0
		Gambling Equipment Violations	0	0
		Sports Tampering	0	0
		Pornography/Obscene Material	0	0
		Prostitution	0	0
		Assisting or Promoting Prostitution	0	0
		Purchasing Prostitution	0	0
		Weapon Law Violations	0	0
		Animal Cruelty	0	0
		Total Group A Offenses	36	0

Group B Arrests	Adult	Juvenile
Bad Checks	0	0
Curfew/Loitering/Vagrancy Violations	0	0
Disorderly Conduct	0	0
Driving Under the Influence	0	0
Drunkenness	0	0
Family Offenses (Nonviolent)	0	0
Liquor Law Violations	0	0
Peeping Tom	0	0
Runaway	0	0
Trespass of Real Property	0	0
All Other Offenses	0	0
Total Group B	0	0

(*) Offenses are counted using the FBI Units of Count for Crime

(**) The 'Arrests' column shows arrests made for incidents during the selected period, regardless of arrest date. Arrest counts for the same period may change over time.

Montgomery County Sheriff's Office - VA0600000 - NIBRS Agency Crime Overview - 2018

2018 Population Estimate		32,611		Offenses (*)	Arrests (**)	
				Reported	Adult	Juvenile
Law Enforcement Employees				Group A Offenses		
				Crimes Against Persons		
Sworn Male	89			Murder and Nonnegligent Manslaughter	0	0
Sworn Female	18			Negligent Manslaughter	1	0
Civilian Male	2			Kidnapping/Abduction	8	4
Civilian Female	7			Forcible Rape	10	1
Total:	116			Forcible Sodomy	1	0
				Sexual Assault With An Object	1	1
				Forcible Fondling	16	2
				Incest	0	0
Offense Overview				Crimes Against Property		
Incident Total	1,149			Statutory Rape	1	0
Offense Total	1,475			Aggravated Assault	41	32
Group A Crimes per 100,000 population	3,523.4			Simple Assault	230	119
				Intimidation	37	1
				Human Trafficking, Commercial Sex Acts	0	0
				Human Trafficking, Involuntary Servitude	0	0
Arrest Overview				Crimes Against Society		
Total Arrests	977			Drug/Narcotic Violations	313	223
Adult Arrests	960			Drug Equipment Violations	176	7
Juvenile Arrests	17			Betting/Wagering	0	0
Unknown Age	0			Operating/Promoting/Assisting Gambling	0	0
Arrests per 100,000 population	2,995.9			Gambling Equipment Violations	0	0
				Sports Tampering	0	0
				Pornography/Obscene Material	8	1
				Prostitution	0	0
				Assisting or Promoting Prostitution	0	0
				Purchasing Prostitution	0	0
				Weapon Law Violations	35	11
				Animal Cruelty	0	0
				Total Group A Offenses	1,475	518
						10
Group B Arrests				Crimes Against Society		
Offense	Adult	Juvenile				
Bad Checks	1	0				
Curfew/Loitering/Vagrancy Violations	0	0				
Disorderly Conduct	7	0				
Driving Under the Influence	107	0				
Drunkenness	82	0				
Family Offenses (Nonviolent)	0	0				
Liquor Law Violations	15	3				
Peeping Tom	0	0				
Runaway	0	0				
Trespass of Real Property	7	1				
All Other Offenses	223	3				
Total Group B	442	7				

(*) Offenses are counted using the FBI Units of Count for Crime

(**) The 'Arrests' column shows arrests made for incidents during the selected period, regardless of arrest date. Arrest counts for the same period may change over time.

Mount Jackson Police Department - VA0850200 - NIBRS Agency Crime Overview - 2018

2018 Population Estimate	2,093	Offenses (*)	Arrests (**)	
		Reported	Adult	Juvenile
Law Enforcement Employees		Group A Offenses		
		Crimes Against Persons		
Sworn Male	5	Murder and Nonnegligent Manslaughter	0	0
Sworn Female	1	Negligent Manslaughter	0	0
Civilian Male	0	Kidnapping/Abduction	0	0
Civilian Female	0	Forcible Rape	0	0
Total:	6	Forcible Sodomy	0	0
		Sexual Assault With An Object	0	0
		Forcible Fondling	0	0
		Incest	0	0
Offense Overview		Statutory Rape	0	0
Incident Total	94	Aggravated Assault	1	0
Offense Total	100	Simple Assault	8	2
Group A Crimes per 100,000 population	4,491.2	Intimidation	3	1
		Human Trafficking, Commercial Sex Acts	0	0
		Human Trafficking, Involuntary Servitude	0	0
		Crimes Against Property		
Arrest Overview		Arson	0	0
Total Arrests	23	Bribery	0	0
Adult Arrests	19	Burglary/Breaking & Entering	3	0
Juvenile Arrests	4	Counterfeiting/Forgery	1	0
Unknown Age	0	Destruction/Damage/Vandalism of Property	16	0
Arrests per 100,000 population	1,098.9	Embezzlement	1	0
		Extortion/Blackmail	0	0
		False Pretenses/Swindle/Confidence Game	3	0
		Credit Card/Automatic Teller Fraud	0	0
		Impersonation	1	0
		Welfare Fraud	0	0
		Wire Fraud	0	0
		Identity Theft	0	0
		Hacking/Computer Invasion	0	0
		Robbery	0	0
		Pocket-picking	0	0
		Purse-snatching	0	0
		Shoplifting	5	3
		Theft From Building	24	1
		Theft From Coin Operated Machine or Device	0	0
		Theft From Motor Vehicle	7	0
		Theft of Motor Vehicle Parts/Accessories	0	0
		All Other Larceny	10	0
		Motor Vehicle Theft	3	0
		Stolen Property Offenses	0	0
		Crimes Against Society		
		Drug/Narcotic Violations	11	1
		Drug Equipment Violations	2	0
		Betting/Wagering	0	0
		Operating/Promoting/Assisting Gambling	0	0
		Gambling Equipment Violations	0	0
		Sports Tampering	0	0
		Pornography/Obscene Material	0	0
		Prostitution	0	0
		Assisting or Promoting Prostitution	0	0
		Purchasing Prostitution	0	0
		Weapon Law Violations	1	0
		Animal Cruelty	0	0
		Total Group A Offenses	100	8
			0	0

Group B Arrests		
Offense	Adult	Juvenile
Bad Checks	0	0
Curfew/Loitering/Vagrancy Violations	0	0
Disorderly Conduct	0	0
Driving Under the Influence	2	0
Drunkenness	4	0
Family Offenses (Nonviolent)	0	0
Liquor Law Violations	1	3
Peeping Tom	0	0
Runaway	0	0
Trespass of Real Property	0	0
All Other Offenses	4	1
Total Group B	11	4

(*) Offenses are counted using the FBI Units of Count for Crime

(**) The 'Arrests' column shows arrests made for incidents during the selected period, regardless of arrest date. Arrest counts for the same period may change over time.

Narrows Police Department - VA0350500 - NIBRS Agency Crime Overview - 2018

2018 Population Estimate	1,960	Offenses (*)	Arrests (**)	
		Reported	Adult	Juvenile
Law Enforcement Employees		Group A Offenses		
		Crimes Against Persons		
Sworn Male	5	Murder and Nonnegligent Manslaughter	0	0
Sworn Female	0	Negligent Manslaughter	0	0
Civilian Male	0	Kidnapping/Abduction	1	0
Civilian Female	0	Forcible Rape	0	0
Total:	5	Forcible Sodomy	0	0
		Sexual Assault With An Object	0	0
		Forcible Fondling	1	0
		Incest	0	0
Offense Overview		Statutory Rape	0	0
Incident Total	22	Aggravated Assault	1	1
Offense Total	24	Simple Assault	3	3
Group A Crimes per 100,000 population	1,122.4	Intimidation	0	0
		Human Trafficking, Commercial Sex Acts	0	0
		Human Trafficking, Involuntary Servitude	0	0
Arrest Overview		Crimes Against Property		
Total Arrests	20	Arson	0	0
Adult Arrests	19	Bribery	0	0
Juvenile Arrests	1	Burglary/Breaking & Entering	1	1
Unknown Age	0	Counterfeiting/Forgery	1	0
Arrests per 100,000 population	1,020.4	Destruction/Damage/Vandalism of Property	5	0
		Embezzlement	0	0
		Extortion/Blackmail	0	0
		False Pretenses/Swindle/Confidence Game	1	0
		Credit Card/Automatic Teller Fraud	0	0
		Impersonation	0	0
		Welfare Fraud	0	0
		Wire Fraud	0	0
		Identity Theft	0	0
		Hacking/Computer Invasion	0	0
		Robbery	0	0
		Pocket-picking	0	0
		Purse-snatching	0	0
		Shoplifting	2	1
		Theft From Building	0	0
		Theft From Coin Operated Machine or Device	2	0
		Theft From Motor Vehicle	1	0
		Theft of Motor Vehicle Parts/Accessories	0	0
		All Other Larceny	1	0
		Motor Vehicle Theft	0	0
		Stolen Property Offenses	1	1
		Crimes Against Society		
		Drug/Narcotic Violations	3	2
		Drug Equipment Violations	0	0
		Betting/Wagering	0	0
		Operating/Promoting/Assisting Gambling	0	0
		Gambling Equipment Violations	0	0
		Sports Tampering	0	0
		Pornography/Obscene Material	0	0
		Prostitution	0	0
		Assisting or Promoting Prostitution	0	0
		Purchasing Prostitution	0	0
		Weapon Law Violations	0	0
		Animal Cruelty	0	0
		Total Group A Offenses	24	9
			0	0
Group B Arrests				
Offense		Adult	Juvenile	
Bad Checks	0	0		
Curfew/Loitering/Vagrancy Violations	0	0		
Disorderly Conduct	0	1		
Driving Under the Influence	0	0		
Drunkenness	7	0		
Family Offenses (Nonviolent)	0	0		
Liquor Law Violations	0	0		
Peeping Tom	0	0		
Runaway	0	0		
Trespass of Real Property	0	0		
All Other Offenses	3	0		
Total Group B	10	1		

(*) Offenses are counted using the FBI Units of Count for Crime

(**) The 'Arrests' column shows arrests made for incidents during the selected period, regardless of arrest date. Arrest counts for the same period may change over time.

Nelson County Sheriff's Office - VA0620000 - NIBRS Agency Crime Overview - 2018

2018 Population Estimate	14,836	Offenses (*)	Arrests (**)	
		Reported	Adult	Juvenile
Law Enforcement Employees		Group A Offenses		
		Crimes Against Persons		
Sworn Male	15	Murder and Nonnegligent Manslaughter	0	0
Sworn Female	2	Negligent Manslaughter	0	0
Civilian Male	1	Kidnapping/Abduction	5	0
Civilian Female	5	Forcible Rape	5	0
Total:	23	Forcible Sodomy	3	0
		Sexual Assault With An Object	3	0
		Forcible Fondling	17	0
Offense Overview		Incest	0	0
Incident Total	593	Statutory Rape	0	0
Offense Total	708	Aggravated Assault	20	1
Group A Crimes per 100,000 population	3,997.0	Simple Assault	90	15
		Intimidation	31	1
		Human Trafficking, Commercial Sex Acts	0	0
		Human Trafficking, Involuntary Servitude	0	0
Arrest Overview		Crimes Against Property		
Total Arrests	71	Arson	1	0
Adult Arrests	69	Bribery	0	0
Juvenile Arrests	2	Burglary/Breaking & Entering	74	0
Unknown Age	0	Counterfeiting/Forgery	8	0
Arrests per 100,000 population	478.6	Destruction/Damage/Vandalism of Property	83	0
		Embezzlement	1	0
		Extortion/Blackmail	0	0
		False Pretenses/Swindle/Confidence Game	10	0
		Credit Card/Automatic Teller Fraud	10	0
		Impersonation	7	0
		Welfare Fraud	0	0
		Wire Fraud	3	0
		Identity Theft	0	0
		Hacking/Computer Invasion	0	0
		Robbery	1	0
		Pocket-picking	0	0
		Purse-snatching	0	0
		Shoplifting	2	0
		Theft From Building	72	0
		Theft From Coin Operated Machine or Device	0	0
		Theft From Motor Vehicle	13	0
		Theft of Motor Vehicle Parts/Accessories	14	0
		All Other Larceny	56	3
		Motor Vehicle Theft	14	0
		Stolen Property Offenses	1	0
		Crimes Against Society		
		Drug/Narcotic Violations	122	16
		Drug Equipment Violations	8	1
		Betting/Wagering	0	0
		Operating/Promoting/Assisting Gambling	0	0
		Gambling Equipment Violations	0	0
		Sports Tampering	0	0
		Pornography/Obscene Material	8	0
		Prostitution	0	0
		Assisting or Promoting Prostitution	1	0
		Purchasing Prostitution	0	0
		Weapon Law Violations	25	1
		Animal Cruelty	0	0
		Total Group A Offenses	708	38
				1
Group B Arrests				
Offense	Adult	Juvenile		
Bad Checks	0	0		
Curfew/Loitering/Vagrancy Violations	0	0		
Disorderly Conduct	2	0		
Driving Under the Influence	13	0		
Drunkenness	7	0		
Family Offenses (Nonviolent)	0	0		
Liquor Law Violations	0	1		
Peeping Tom	0	0		
Runaway	0	0		
Trespass of Real Property	1	0		
All Other Offenses	8	0		
Total Group B	31	1		

(*) Offenses are counted using the FBI Units of Count for Crime

(**) The 'Arrests' column shows arrests made for incidents during the selected period, regardless of arrest date. Arrest counts for the same period may change over time.

New Market Police Department - VA0850500 - NIBRS Agency Crime Overview - 2018

2018 Population Estimate	2,237	Offenses (*)	Arrests (**)	
		Reported	Adult	Juvenile
Law Enforcement Employees		Group A Offenses		
		Crimes Against Persons		
Sworn Male	5	Murder and Nonnegligent Manslaughter	0	0
Sworn Female	0	Negligent Manslaughter	0	0
Civilian Male	0	Kidnapping/Abduction	2	1
Civilian Female	0	Forcible Rape	0	0
Total:	5	Forcible Sodomy	0	0
		Sexual Assault With An Object	0	0
		Forcible Fondling	0	0
		Incest	0	0
Offense Overview		Statutory Rape	0	0
Incident Total	44	Aggravated Assault	2	0
Offense Total	49	Simple Assault	9	4
Group A Crimes per 100,000 population	1,966.9	Intimidation	0	0
		Human Trafficking, Commercial Sex Acts	0	0
		Human Trafficking, Involuntary Servitude	0	0
Arrest Overview		Crimes Against Property		
Total Arrests	28	Arson	1	0
Adult Arrests	25	Bribery	0	0
Juvenile Arrests	3	Burglary/Breaking & Entering	1	0
Unknown Age	0	Counterfeiting/Forgery	0	0
Arrests per 100,000 population	1,251.7	Destruction/Damage/Vandalism of Property	7	0
		Embezzlement	0	0
		Extortion/Blackmail	0	0
		False Pretenses/Swindle/Confidence Game	1	0
		Credit Card/Automatic Teller Fraud	1	0
		Impersonation	1	0
		Welfare Fraud	0	0
		Wire Fraud	0	0
		Identity Theft	0	0
		Hacking/Computer Invasion	0	0
		Robbery	1	0
		Pocket-picking	0	0
		Purse-snatching	0	0
		Shoplifting	1	2
		Theft From Building	3	0
		Theft From Coin Operated Machine or Device	0	0
		Theft From Motor Vehicle	1	0
		Theft of Motor Vehicle Parts/Accessories	0	0
		All Other Larceny	1	0
		Motor Vehicle Theft	1	0
		Stolen Property Offenses	0	0
		Crimes Against Society		
		Drug/Narcotic Violations	15	8
		Drug Equipment Violations	0	0
		Betting/Wagering	0	0
		Operating/Promoting/Assisting Gambling	0	0
		Gambling Equipment Violations	0	0
		Sports Tampering	0	0
		Pornography/Obscene Material	0	0
		Prostitution	0	0
		Assisting or Promoting Prostitution	0	0
		Purchasing Prostitution	0	0
		Weapon Law Violations	1	0
		Animal Cruelty	0	0
		Total Group A Offenses	49	15
				2

(*) Offenses are counted using the FBI Units of Count for Crime

(**) The 'Arrests' column shows arrests made for incidents during the selected period, regardless of arrest date. Arrest counts for the same period may change over time.

Newport News PD - VA1160000 - NIBRS Agency Crime Overview - 2018

2018 Population Estimate	181,119	Offenses (*)	Arrests (**)		
		Reported	Adult	Juvenile	
Law Enforcement Employees		Group A Offenses			
		Crimes Against Persons			
Sworn Male	351	Murder and Nonnegligent Manslaughter	24	5	2
Sworn Female	70	Negligent Manslaughter	0	0	0
Civilian Male	20	Kidnapping/Abduction	76	74	6
Civilian Female	126	Forcible Rape	64	8	3
Total:	567	Forcible Sodomy	18	3	1
		Sexual Assault With An Object	10	1	0
		Forcible Fondling	58	11	6
		Incest	0	0	0
Offense Overview		Statutory Rape	2	0	0
Incident Total	13,728	Aggravated Assault	648	286	22
Offense Total	16,130	Simple Assault	2,853	1,279	35
Group A Crimes per 100,000 population	7,579.5	Intimidation	736	58	24
		Human Trafficking, Commercial Sex Acts	0	0	0
		Human Trafficking, Involuntary Servitude	0	0	0
		Crimes Against Property			
Arrest Overview		Arson	31	3	3
Total Arrests	7,959	Bribery	1	1	0
Adult Arrests	7,620	Burglary/Breaking & Entering	612	49	13
Juvenile Arrests	339	Counterfeiting/Forgery	202	29	1
Unknown Age	0	Destruction/Damage/Vandalism of Property	2,150	115	8
Arrests per 100,000 population	4,394.3	Embezzlement	65	27	1
		Extortion/Blackmail	7	0	0
		False Pretenses/Swindle/Confidence Game	253	35	2
		Credit Card/Automatic Teller Fraud	313	3	0
		Impersonation	418	67	2
		Welfare Fraud	0	0	0
		Wire Fraud	20	0	0
		Identity Theft	0	0	0
		Hacking/Computer Invasion	0	0	0
		Robbery	189	32	22
		Pocket-picking	5	8	0
		Purse-snatching	1	0	0
		Shoplifting	919	203	7
		Theft From Building	141	0	0
		Theft From Coin Operated Machine or Device	2	0	0
		Theft From Motor Vehicle	1,162	0	0
		Theft of Motor Vehicle Parts/Accessories	371	0	0
		All Other Larceny	1,430	348	21
		Motor Vehicle Theft	503	70	15
		Stolen Property Offenses	26	54	9
		Crimes Against Society			
		Drug/Narcotic Violations	1,641	1,534	51
		Drug Equipment Violations	52	0	0
		Betting/Wagering	1	2	0
		Operating/Promoting/Assisting Gambling	0	0	0
		Gambling Equipment Violations	0	0	0
		Sports Tampering	0	0	0
		Pornography/Obscene Material	47	3	2
		Prostitution	55	26	0
		Assisting or Promoting Prostitution	3	27	0
		Purchasing Prostitution	0	0	0
		Weapon Law Violations	1,021	131	9
		Animal Cruelty	0	0	0
		Total Group A Offenses	16,130	4,492	265
		Group B Arrests			
Offense		Adult	Juvenile		
Bad Checks	10	0			
Curfew/Loitering/Vagrancy Violations	1	0			
Disorderly Conduct	31	2			
Driving Under the Influence	528	0			
Drunkenness	520	2			
Family Offenses (Nonviolent)	78	4			
Liquor Law Violations	63	2			
Peeping Tom	4	0			
Runaway	0	4			
Trespass of Real Property	281	6			
All Other Offenses	1,612	54			
Total Group B	3,128	74			

(*) Offenses are counted using the FBI Units of Count for Crime

(**) The 'Arrests' column shows arrests made for incidents during the selected period, regardless of arrest date. Arrest counts for the same period may change over time.

Norfolk Police Department - VA1170000 - NIBRS Agency Crime Overview - 2018

2018 Population Estimate	245,741	Offenses (*)	Arrests (**)		
		Reported	Adult	Juvenile	
Law Enforcement Employees		Group A Offenses			
		Crimes Against Persons			
Sworn Male	621	Murder and Nonnegligent Manslaughter	36	25	2
Sworn Female	81	Negligent Manslaughter	0	0	0
Civilian Male	27	Kidnapping/Abduction	37	60	2
Civilian Female	72	Forcible Rape	91	12	1
Total:	801	Forcible Sodomy	22	2	1
		Sexual Assault With An Object	7	3	0
		Forcible Fondling	94	18	1
		Incest	0	0	0
Offense Overview		Statutory Rape	0	0	0
Incident Total	17,806	Aggravated Assault	666	257	28
Offense Total	19,304	Simple Assault	3,116	1,231	23
Group A Crimes per 100,000 population	7,245.8	Intimidation	812	38	13
		Human Trafficking, Commercial Sex Acts	0	0	0
		Human Trafficking, Involuntary Servitude	0	0	0
		Crimes Against Property			
Arrest Overview		Arson	14	12	1
Total Arrests	13,394	Bribery	1	1	0
Adult Arrests	11,725	Burglary/Breaking & Entering	706	60	13
Juvenile Arrests	1,669	Counterfeiting/Forgery	174	25	0
Unknown Age	0	Destruction/Damage/Vandalism of Property	2,635	69	9
Arrests per 100,000 population	5,450.5	Embezzlement	43	12	0
		Extortion/Blackmail	11	0	0
		False Pretenses/Swindle/Confidence Game	285	44	4
		Credit Card/Automatic Teller Fraud	116	5	0
		Impersonation	176	31	1
		Welfare Fraud	1	0	0
		Wire Fraud	9	0	0
		Identity Theft	0	0	0
		Hacking/Computer Invasion	0	0	0
		Robbery	322	69	35
		Pocket-picking	3	0	0
		Purse-snatching	0	0	0
		Shoplifting	1,232	175	11
		Theft From Building	592	0	0
		Theft From Coin Operated Machine or Device	0	0	0
		Theft From Motor Vehicle	2,472	0	0
		Theft of Motor Vehicle Parts/Accessories	968	0	0
		All Other Larceny	1,740	418	56
		Motor Vehicle Theft	795	11	10
		Stolen Property Offenses	61	82	34
		Crimes Against Society			
		Drug/Narcotic Violations	1,287	1,060	29
		Drug Equipment Violations	386	15	0
		Betting/Wagering	0	0	0
		Operating/Promoting/Assisting Gambling	0	0	0
		Gambling Equipment Violations	0	0	0
		Sports Tampering	0	0	0
		Pornography/Obscene Material	15	3	0
		Prostitution	44	45	0
		Assisting or Promoting Prostitution	1	2	0
		Purchasing Prostitution	0	0	0
		Weapon Law Violations	334	190	15
		Animal Cruelty	0	0	0
		Total Group A Offenses	19,304	3,975	289
		Group B Arrests			
Offense		Adult	Juvenile		
Bad Checks	5	0			
Curfew/Loitering/Vagrancy Violations	0	26			
Disorderly Conduct	282	9			
Driving Under the Influence	299	0			
Drunkenness	589	1			
Family Offenses (Nonviolent)	365	0			
Liquor Law Violations	477	5			
Peeping Tom	0	0			
Runaway	0	21			
Trespass of Real Property	839	22			
All Other Offenses	4,894	1,296			
Total Group B	7,750	1,380			

(*) Offenses are counted using the FBI Units of Count for Crime

(**) The 'Arrests' column shows arrests made for incidents during the selected period, regardless of arrest date. Arrest counts for the same period may change over time.

Northampton County Sheriffs Office - VA0650000 - NIBRS Agency Crime Overview - 2018

2018 Population Estimate		9,457	Offenses (*)	Arrests (**)	
			Reported	Adult	Juvenile
Law Enforcement Employees			Group A Offenses		
			Crimes Against Persons		
Sworn Male	52		Murder and Nonnegligent Manslaughter	0	0
Sworn Female	15		Negligent Manslaughter	0	0
Civilian Male	1		Kidnapping/Abduction	1	0
Civilian Female	13		Forcible Rape	1	0
Total:	81		Forcible Sodomy	0	0
			Sexual Assault With An Object	0	0
			Forcible Fondling	0	0
			Incest	0	0
Offense Overview			Crimes Against Property		
Incident Total	203		Arson	1	0
Offense Total	218		Bribery	0	0
Group A Crimes per 100,000 population	2,146.6		Burglary/Breaking & Entering	24	4
			Counterfeiting/Forgery	3	2
			Destruction/Damage/Vandalism of Property	28	6
			Embezzlement	2	1
			Extortion/Blackmail	0	0
			False Pretenses/Swindle/Confidence Game	2	0
			Credit Card/Automatic Teller Fraud	6	0
			Impersonation	8	0
			Welfare Fraud	0	0
			Wire Fraud	2	0
			Identity Theft	0	0
			Hacking/Computer Invasion	0	0
			Robbery	3	0
			Pocket-picking	0	0
			Purse-snatching	0	0
			Shoplifting	2	2
			Theft From Building	11	0
			Theft From Coin Operated Machine or Device	0	0
			Theft From Motor Vehicle	17	2
			Theft of Motor Vehicle Parts/Accessories	8	0
			All Other Larceny	20	1
			Motor Vehicle Theft	2	0
			Stolen Property Offenses	1	0
			Crimes Against Society		
			Drug/Narcotic Violations	6	0
			Drug Equipment Violations	0	0
			Betting/Wagering	0	0
			Operating/Promoting/Assisting Gambling	0	0
			Gambling Equipment Violations	0	0
			Sports Tampering	0	0
			Pornography/Obscene Material	0	0
			Prostitution	0	0
			Assisting or Promoting Prostitution	0	0
			Purchasing Prostitution	0	0
			Weapon Law Violations	6	6
			Animal Cruelty	0	0
			Total Group A Offenses	218	64
					14
Arrest Overview			Group B Arrests		
Total Arrests	157		Offense	Adult	Juvenile
Adult Arrests	140		Bad Checks	0	0
Juvenile Arrests	17		Curfew/Loitering/Vagrancy Violations	0	0
Unknown Age	0		Disorderly Conduct	4	0
Arrests per 100,000 population	1,660.1		Driving Under the Influence	1	0
			Drunkenness	8	0
			Family Offenses (Nonviolent)	0	0
			Liquor Law Violations	0	0
			Peeping Tom	0	0
			Runaway	0	0
			Trespass of Real Property	3	0
			All Other Offenses	60	3
			Total Group B	76	3

(*) Offenses are counted using the FBI Units of Count for Crime

(**) The 'Arrests' column shows arrests made for incidents during the selected period, regardless of arrest date. Arrest counts for the same period may change over time.

Northumberland County Sheriff's Office - VA0660000 - NIBRS Agency Crime Overview - 2018

2018 Population Estimate	12,075	Offenses (*)	Arrests (**)	
		Reported	Adult	Juvenile
Law Enforcement Employees		Group A Offenses		
		Crimes Against Persons		
Sworn Male	20	Murder and Nonnegligent Manslaughter	0	0
Sworn Female	2	Negligent Manslaughter	0	0
Civilian Male	1	Kidnapping/Abduction	1	3
Civilian Female	10	Forcible Rape	1	1
Total:	33	Forcible Sodomy	1	1
		Sexual Assault With An Object	0	0
		Forcible Fondling	4	0
		Incest	0	0
		Statutory Rape	0	0
		Aggravated Assault	8	5
		Simple Assault	29	14
		Intimidation	0	0
		Human Trafficking, Commercial Sex Acts	0	0
		Human Trafficking, Involuntary Servitude	0	0
		Crimes Against Property		
		Arson	0	0
		Bribery	0	0
		Burglary/Breaking & Entering	14	2
		Counterfeiting/Forgery	1	1
		Destruction/Damage/Vandalism of Property	25	6
		Embezzlement	0	0
		Extortion/Blackmail	0	0
		False Pretenses/Swindle/Confidence Game	4	1
		Credit Card/Automatic Teller Fraud	2	0
		Impersonation	1	0
		Welfare Fraud	0	0
		Wire Fraud	11	0
		Identity Theft	0	0
		Hacking/Computer Invasion	0	0
		Robbery	0	0
		Pocket-picking	1	0
		Purse-snatching	0	0
		Shoplifting	9	4
		Theft From Building	13	0
		Theft From Coin Operated Machine or Device	0	0
		Theft From Motor Vehicle	7	0
		Theft of Motor Vehicle Parts/Accessories	2	0
		All Other Larceny	29	6
		Motor Vehicle Theft	6	1
		Stolen Property Offenses	0	0
		Crimes Against Society		
		Drug/Narcotic Violations	136	41
		Drug Equipment Violations	0	0
		Betting/Wagering	0	0
		Operating/Promoting/Assisting Gambling	0	0
		Gambling Equipment Violations	0	0
		Sports Tampering	0	0
		Pornography/Obscene Material	0	0
		Prostitution	0	0
		Assisting or Promoting Prostitution	0	0
		Purchasing Prostitution	0	0
		Weapon Law Violations	2	0
		Animal Cruelty	0	0
		Total Group A Offenses	307	86
			3	
Offense Overview				
Incident Total	293			
Offense Total	307			
Group A Crimes per 100,000 population	2,426.5			
Arrest Overview				
Total Arrests	220			
Adult Arrests	216			
Juvenile Arrests	4			
Unknown Age	0			
Arrests per 100,000 population	1,821.9			
Group B Arrests				
Offense	Adult	Juvenile		
Bad Checks	0	0		
Curfew/Loitering/Vagrancy Violations	0	0		
Disorderly Conduct	2	1		
Driving Under the Influence	31	0		
Drunkenness	10	0		
Family Offenses (Nonviolent)	1	0		
Liquor Law Violations	1	0		
Peeping Tom	0	0		
Runaway	0	0		
Trespass of Real Property	10	0		
All Other Offenses	75	0		
Total Group B	130	1		

(*) Offenses are counted using the FBI Units of Count for Crime

(**) The 'Arrests' column shows arrests made for incidents during the selected period, regardless of arrest date. Arrest counts for the same period may change over time.

Norton Police Department - VA1180000 - NIBRS Agency Crime Overview - 2018

2018 Population Estimate	3,908	Offenses (*)	Arrests (**)		
		Reported	Adult	Juvenile	
Law Enforcement Employees		Group A Offenses			
		Crimes Against Persons			
Sworn Male	16	Murder and Nonnegligent Manslaughter	0	1	0
Sworn Female	1	Negligent Manslaughter	0	0	0
Civilian Male	1	Kidnapping/Abduction	3	3	0
Civilian Female	6	Forcible Rape	1	1	0
Total:	24	Forcible Sodomy	0	0	0
		Sexual Assault With An Object	2	1	0
		Forcible Fondling	0	0	0
		Incest	0	0	0
Offense Overview		Statutory Rape	0	0	0
Incident Total	257	Aggravated Assault	5	1	1
Offense Total	314	Simple Assault	34	21	3
Group A Crimes per 100,000 population	6,576.3	Intimidation	0	0	0
		Human Trafficking, Commercial Sex Acts	0	0	0
		Human Trafficking, Involuntary Servitude	0	0	0
		Crimes Against Property			
Arrest Overview		Arson	0	0	0
Total Arrests	484	Bribery	0	0	0
Adult Arrests	460	Burglary/Breaking & Entering	6	1	0
Juvenile Arrests	24	Counterfeiting/Forgery	6	1	0
Unknown Age	0	Destruction/Damage/Vandalism of Property	25	3	0
Arrests per 100,000 population	12,384.9	Embezzlement	2	0	0
		Extortion/Blackmail	1	0	0
		False Pretenses/Swindle/Confidence Game	3	1	0
		Credit Card/Automatic Teller Fraud	3	0	0
		Impersonation	5	1	0
		Welfare Fraud	0	0	0
		Wire Fraud	0	0	0
		Identity Theft	0	0	0
		Hacking/Computer Invasion	0	0	0
		Robbery	1	1	0
		Pocket-picking	0	0	0
		Purse-snatching	0	0	0
		Shoplifting	97	104	2
		Theft From Building	18	4	0
		Theft From Coin Operated Machine or Device	0	0	0
		Theft From Motor Vehicle	4	0	0
		Theft of Motor Vehicle Parts/Accessories	1	0	0
		All Other Larceny	8	1	0
		Motor Vehicle Theft	5	0	0
		Stolen Property Offenses	3	1	0
		Crimes Against Society			
		Drug/Narcotic Violations	42	36	1
		Drug Equipment Violations	28	6	0
		Betting/Wagering	0	0	0
		Operating/Promoting/Assisting Gambling	0	0	0
		Gambling Equipment Violations	0	0	0
		Sports Tampering	0	0	0
		Pornography/Obscene Material	1	0	0
		Prostitution	0	0	0
		Assisting or Promoting Prostitution	0	0	0
		Purchasing Prostitution	0	0	0
		Weapon Law Violations	10	5	0
		Animal Cruelty	0	0	0
		Total Group A Offenses	314	193	7
		Group B Arrests			
Offense		Adult	Juvenile		
Bad Checks	0	0			
Curfew/Loitering/Vagrancy Violations	0	0			
Disorderly Conduct	0	2			
Driving Under the Influence	30	0			
Drunkenness	75	0			
Family Offenses (Nonviolent)	0	0			
Liquor Law Violations	5	14			
Peeping Tom	0	0			
Runaway	0	0			
Trespass of Real Property	2	0			
All Other Offenses	155	1			
Total Group B	267	17			

(*) Offenses are counted using the FBI Units of Count for Crime

(**) The 'Arrests' column shows arrests made for incidents during the selected period, regardless of arrest date. Arrest counts for the same period may change over time.

Nottoway CO Sheriff's Office - VA0670000 - NIBRS Agency Crime Overview - 2018

2018 Population Estimate	9,687	Offenses (*)		Arrests (**)	
		Group A Offenses	Reported	Adult	Juvenile
Law Enforcement Employees		Crimes Against Persons			
Sworn Male	13	Murder and Nonnegligent Manslaughter	2	0	0
Sworn Female	1	Negligent Manslaughter	0	0	0
Civilian Male	2	Kidnapping/Abduction	0	0	0
Civilian Female	7	Forcible Rape	1	0	0
Total:	23	Forcible Sodomy	0	0	0
		Sexual Assault With An Object	0	0	0
		Forcible Fondling	8	1	0
Offense Overview		Incest	0	0	0
Incident Total	267	Statutory Rape	0	0	0
Offense Total	278	Aggravated Assault	11	1	0
Group A Crimes per 100,000 population	2,756.3	Simple Assault	52	29	0
		Intimidation	8	2	0
		Human Trafficking, Commercial Sex Acts	0	0	0
		Human Trafficking, Involuntary Servitude	0	0	0
Arrest Overview		Crimes Against Property			
Total Arrests	173	Arson	1	0	0
Adult Arrests	170	Bribery	0	0	0
Juvenile Arrests	3	Burglary/Breaking & Entering	16	0	0
Unknown Age	0	Counterfeiting/Forgery	1	0	0
Arrests per 100,000 population	1,785.9	Destruction/Damage/Vandalism of Property	28	0	0
		Embezzlement	1	1	0
		Extortion/Blackmail	0	0	0
		False Pretenses/Swindle/Confidence Game	4	0	0
		Credit Card/Automatic Teller Fraud	1	0	0
		Impersonation	3	0	0
		Welfare Fraud	0	0	0
		Wire Fraud	0	0	0
		Identity Theft	0	0	0
		Hacking/Computer Invasion	0	0	0
		Robbery	0	0	0
		Pocket-picking	0	0	0
		Purse-snatching	0	0	0
		Shoplifting	0	0	0
		Theft From Building	4	0	0
		Theft From Coin Operated Machine or Device	0	0	0
		Theft From Motor Vehicle	1	0	0
		Theft of Motor Vehicle Parts/Accessories	1	0	0
		All Other Larceny	64	3	0
		Motor Vehicle Theft	3	0	0
		Stolen Property Offenses	0	0	0
		Crimes Against Society			
		Drug/Narcotic Violations	61	4	0
		Drug Equipment Violations	1	0	0
		Betting/Wagering	0	0	0
		Operating/Promoting/Assisting Gambling	0	0	0
		Gambling Equipment Violations	0	0	0
		Sports Tampering	0	0	0
		Pornography/Obscene Material	0	0	0
		Prostitution	0	0	0
		Assisting or Promoting Prostitution	0	0	0
		Purchasing Prostitution	0	0	0
		Weapon Law Violations	6	3	0
		Animal Cruelty	0	0	0
		Total Group A Offenses	278	44	0
Group B Arrests					
Offense	Adult	Juvenile			
Bad Checks	1	0			
Curfew/Loitering/Vagrancy Violations	0	0			
Disorderly Conduct	4	1			
Driving Under the Influence	2	0			
Drunkenness	2	0			
Family Offenses (Nonviolent)	0	0			
Liquor Law Violations	1	0			
Peeping Tom	0	0			
Runaway	0	0			
Trespass of Real Property	1	0			
All Other Offenses	115	2			
Total Group B	126	3			

(*) Offenses are counted using the FBI Units of Count for Crime

(**) The 'Arrests' column shows arrests made for incidents during the selected period, regardless of arrest date. Arrest counts for the same period may change over time.

Occoquan Police Department - VA0750700 - NIBRS Agency Crime Overview - 2018

2018 Population Estimate	1,076	Offenses (*)	Arrests (**)	
		Reported	Adult	Juvenile
Law Enforcement Employees		Group A Offenses		
		Crimes Against Persons		
Sworn Male	1	Murder and Nonnegligent Manslaughter	0	0
Sworn Female	0	Negligent Manslaughter	0	0
Civilian Male	0	Kidnapping/Abduction	0	0
Civilian Female	0	Forcible Rape	0	0
Total:	1	Forcible Sodomy	0	0
		Sexual Assault With An Object	0	0
		Forcible Fondling	0	0
		Incest	0	0
Offense Overview		Statutory Rape	0	0
Incident Total	21	Aggravated Assault	0	0
Offense Total	22	Simple Assault	1	1
Group A Crimes per 100,000 population	1,951.7	Intimidation	0	0
		Human Trafficking, Commercial Sex Acts	0	0
		Human Trafficking, Involuntary Servitude	0	0
Arrest Overview		Crimes Against Property		
Total Arrests	29	Arson	0	0
Adult Arrests	29	Bribery	0	0
Juvenile Arrests	0	Burglary/Breaking & Entering	0	0
Unknown Age	0	Counterfeiting/Forgery	0	0
Arrests per 100,000 population	2,695.2	Destruction/Damage/Vandalism of Property	2	1
		Embezzlement	0	0
		Extortion/Blackmail	0	0
		False Pretenses/Swindle/Confidence Game	0	0
		Credit Card/Automatic Teller Fraud	0	0
		Impersonation	0	0
		Welfare Fraud	0	0
		Wire Fraud	0	0
		Identity Theft	0	0
		Hacking/Computer Invasion	0	0
		Robbery	0	0
		Pocket-picking	0	0
		Purse-snatching	0	0
		Shoplifting	0	0
		Theft From Building	0	0
		Theft From Coin Operated Machine or Device	0	0
		Theft From Motor Vehicle	2	0
		Theft of Motor Vehicle Parts/Accessories	0	0
		All Other Larceny	0	0
		Motor Vehicle Theft	0	0
		Stolen Property Offenses	0	0
		Crimes Against Society		
		Drug/Narcotic Violations	16	12
		Drug Equipment Violations	0	0
		Betting/Wagering	0	0
		Operating/Promoting/Assisting Gambling	0	0
		Gambling Equipment Violations	0	0
		Sports Tampering	0	0
		Pornography/Obscene Material	0	0
		Prostitution	0	0
		Assisting or Promoting Prostitution	0	0
		Purchasing Prostitution	0	0
		Weapon Law Violations	1	0
		Animal Cruelty	0	0
		Total Group A Offenses	22	14
			0	0

(*) Offenses are counted using the FBI Units of Count for Crime

(**) The 'Arrests' column shows arrests made for incidents during the selected period, regardless of arrest date. Arrest counts for the same period may change over time.

Onancock Police Department - VA0010200 - NIBRS Agency Crime Overview - 2018

2018 Population Estimate	1,223	Offenses (*)	Arrests (**)	
		Reported	Adult	Juvenile
Law Enforcement Employees		Group A Offenses		
		Crimes Against Persons		
Sworn Male	4	Murder and Nonnegligent Manslaughter	0	0
Sworn Female	1	Negligent Manslaughter	0	0
Civilian Male	0	Kidnapping/Abduction	0	0
Civilian Female	0	Forcible Rape	0	0
Total:	5	Forcible Sodomy	0	0
		Sexual Assault With An Object	0	0
		Forcible Fondling	1	0
		Incest	0	0
Offense Overview		Statutory Rape	0	0
Incident Total	74	Aggravated Assault	1	1
Offense Total	79	Simple Assault	11	3
Group A Crimes per 100,000 population	6,050.7	Intimidation	1	0
		Human Trafficking, Commercial Sex Acts	0	0
		Human Trafficking, Involuntary Servitude	0	0
Arrest Overview		Crimes Against Property		
Total Arrests	20	Arson	0	0
Adult Arrests	20	Bribery	0	0
Juvenile Arrests	0	Burglary/Breaking & Entering	4	0
Unknown Age	0	Counterfeiting/Forgery	0	0
Arrests per 100,000 population	1,635.3	Destruction/Damage/Vandalism of Property	17	0
		Embezzlement	0	0
		Extortion/Blackmail	0	0
		False Pretenses/Swindle/Confidence Game	6	5
		Credit Card/Automatic Teller Fraud	2	0
		Impersonation	1	0
		Welfare Fraud	0	0
		Wire Fraud	0	0
		Identity Theft	0	0
		Hacking/Computer Invasion	0	0
		Robbery	2	0
		Pocket-picking	0	0
		Purse-snatching	0	0
		Shoplifting	4	4
		Theft From Building	4	0
		Theft From Coin Operated Machine or Device	0	0
		Theft From Motor Vehicle	3	1
		Theft of Motor Vehicle Parts/Accessories	0	0
		All Other Larceny	16	1
		Motor Vehicle Theft	2	0
		Stolen Property Offenses	0	0
		Crimes Against Society		
		Drug/Narcotic Violations	2	2
		Drug Equipment Violations	1	0
		Betting/Wagering	0	0
		Operating/Promoting/Assisting Gambling	0	0
		Gambling Equipment Violations	0	0
		Sports Tampering	0	0
		Pornography/Obscene Material	0	0
		Prostitution	0	0
		Assisting or Promoting Prostitution	0	0
		Purchasing Prostitution	0	0
		Weapon Law Violations	1	0
		Animal Cruelty	0	0
		Total Group A Offenses	79	17
			0	0
Group B Arrests				
Offense		Adult	Juvenile	
Bad Checks	0	0		
Curfew/Loitering/Vagrancy Violations	0	0		
Disorderly Conduct	1	0		
Driving Under the Influence	0	0		
Drunkenness	1	0		
Family Offenses (Nonviolent)	0	0		
Liquor Law Violations	0	0		
Peeping Tom	0	0		
Runaway	0	0		
Trespass of Real Property	1	0		
All Other Offenses	0	0		
Total Group B	3	0		

(*) Offenses are counted using the FBI Units of Count for Crime

(**) The 'Arrests' column shows arrests made for incidents during the selected period, regardless of arrest date. Arrest counts for the same period may change over time.

Onley Police Department - VA0010500 - NIBRS Agency Crime Overview - 2018

2018 Population Estimate		504	Offenses (*)	Arrests (**)	
			Reported	Adult	Juvenile
Law Enforcement Employees			Crimes Against Persons		
Sworn Male	5		Murder and Nonnegligent Manslaughter	0	0
Sworn Female	0		Negligent Manslaughter	0	0
Civilian Male	0		Kidnapping/Abduction	0	0
Civilian Female	0		Forcible Rape	0	0
Total:	5		Forcible Sodomy	0	0
			Sexual Assault With An Object	0	0
Offense Overview			Forcible Fondling	0	0
Incident Total	33		Incest	0	0
Offense Total	34		Statutory Rape	0	0
Group A Crimes per 100,000 population	6,547.6		Aggravated Assault	0	0
			Simple Assault	4	3
			Intimidation	0	0
			Human Trafficking, Commercial Sex Acts	0	0
			Human Trafficking, Involuntary Servitude	0	0
Arrest Overview			Crimes Against Property		
Total Arrests	23		Arson	0	0
Adult Arrests	22		Bribery	0	0
Juvenile Arrests	1		Burglary/Breaking & Entering	3	0
Unknown Age	0		Counterfeiting/Forgery	0	0
Arrests per 100,000 population	4,563.5		Destruction/Damage/Vandalism of Property	7	2
			Embezzlement	0	0
			Extortion/Blackmail	0	0
			False Pretenses/Swindle/Confidence Game	0	0
			Credit Card/Automatic Teller Fraud	0	0
			Impersonation	0	0
			Welfare Fraud	0	0
			Wire Fraud	0	0
			Identity Theft	0	0
			Hacking/Computer Invasion	0	0
			Robbery	0	0
			Pocket-picking	0	0
			Purse-snatching	0	0
			Shoplifting	10	6
			Theft From Building	0	0
			Theft From Coin Operated Machine or Device	0	0
			Theft From Motor Vehicle	1	0
			Theft of Motor Vehicle Parts/Accessories	0	0
			All Other Larceny	4	1
			Motor Vehicle Theft	2	0
			Stolen Property Offenses	0	0
			Crimes Against Society		
			Drug/Narcotic Violations	2	2
			Drug Equipment Violations	0	0
			Betting/Wagering	0	0
			Operating/Promoting/Assisting Gambling	0	0
			Gambling Equipment Violations	0	0
			Sports Tampering	0	0
			Pornography/Obscene Material	0	0
			Prostitution	0	0
			Assisting or Promoting Prostitution	0	0
			Purchasing Prostitution	0	0
			Weapon Law Violations	1	0
			Animal Cruelty	0	0
			Total Group A Offenses	34	14
					0
Group B Arrests					
Offense	Adult	Juvenile			
Bad Checks	0	0			
Curfew/Loitering/Vagrancy Violations	0	0			
Disorderly Conduct	0	0			
Driving Under the Influence	2	0			
Drunkenness	2	0			
Family Offenses (Nonviolent)	0	0			
Liquor Law Violations	0	0			
Peeping Tom	0	0			
Runaway	0	0			
Trespass of Real Property	0	0			
All Other Offenses	4	1			
Total Group B	8	1			

(*) Offenses are counted using the FBI Units of Count for Crime

(**) The 'Arrests' column shows arrests made for incidents during the selected period, regardless of arrest date. Arrest counts for the same period may change over time.

Orange County Sheriffs Office - VA0680000 - NIBRS Agency Crime Overview - 2018

2018 Population Estimate	29,013	Offenses (*)			Arrests (**)	
		Group A Offenses	Reported	Adult	Juvenile	
Law Enforcement Employees		Crimes Against Persons				
Sworn Male	33	Murder and Nonnegligent Manslaughter	1	0	0	
Sworn Female	7	Negligent Manslaughter	1	0	0	
Civilian Male	0	Kidnapping/Abduction	1	0	0	
Civilian Female	3	Forcible Rape	2	0	0	
Total:	43	Forcible Sodomy	2	0	0	
		Sexual Assault With An Object	2	0	0	
		Forcible Fondling	3	0	0	
Offense Overview		Incest	0	0	0	
Incident Total	397	Statutory Rape	0	0	0	
Offense Total	458	Aggravated Assault	10	2	0	
Group A Crimes per 100,000 population	1,368.4	Simple Assault	86	31	0	
		Intimidation	0	0	0	
		Human Trafficking, Commercial Sex Acts	0	0	0	
		Human Trafficking, Involuntary Servitude	0	0	0	
Arrest Overview		Crimes Against Property				
Total Arrests	178	Arson	1	1	0	
Adult Arrests	177	Bribery	0	0	0	
Juvenile Arrests	1	Burglary/Breaking & Entering	21	0	0	
Unknown Age	0	Counterfeiting/Forgery	3	0	0	
Arrests per 100,000 population	613.5	Destruction/Damage/Vandalism of Property	63	1	0	
		Embezzlement	3	1	0	
		Extortion/Blackmail	0	0	0	
		False Pretenses/Swindle/Confidence Game	7	0	0	
		Credit Card/Automatic Teller Fraud	7	0	0	
		Impersonation	0	0	0	
		Welfare Fraud	0	0	0	
		Wire Fraud	1	0	0	
		Identity Theft	0	0	0	
		Hacking/Computer Invasion	0	0	0	
		Robbery	1	0	0	
		Pocket-picking	0	0	0	
		Purse-snatching	0	0	0	
		Shoplifting	30	6	0	
		Theft From Building	15	1	1	
		Theft From Coin Operated Machine or Device	0	0	0	
		Theft From Motor Vehicle	30	0	0	
		Theft of Motor Vehicle Parts/Accessories	2	0	0	
		All Other Larceny	35	4	0	
		Motor Vehicle Theft	7	1	0	
		Stolen Property Offenses	4	0	0	
		Crimes Against Society				
		Drug/Narcotic Violations	87	20	0	
		Drug Equipment Violations	26	1	0	
		Betting/Wagering	0	0	0	
		Operating/Promoting/Assisting Gambling	0	0	0	
		Gambling Equipment Violations	0	0	0	
		Sports Tampering	0	0	0	
		Pornography/Obscene Material	5	1	0	
		Prostitution	0	0	0	
		Assisting or Promoting Prostitution	0	0	0	
		Purchasing Prostitution	0	0	0	
		Weapon Law Violations	2	0	0	
		Animal Cruelty	0	0	0	
		Total Group A Offenses	458	70	1	
Group B Arrests						
Offense	Adult	Juvenile				
Bad Checks	0	0				
Curfew/Loitering/Vagrancy Violations	0	0				
Disorderly Conduct	1	0				
Driving Under the Influence	33	0				
Drunkenness	18	0				
Family Offenses (Nonviolent)	1	0				
Liquor Law Violations	0	0				
Peeping Tom	0	0				
Runaway	0	0				
Trespass of Real Property	3	0				
All Other Offenses	51	0				
Total Group B	107	0				

(*) Offenses are counted using the FBI Units of Count for Crime

(**) The 'Arrests' column shows arrests made for incidents during the selected period, regardless of arrest date. Arrest counts for the same period may change over time.

Orange Police Department - VA0680100 - NIBRS Agency Crime Overview - 2018

2018 Population Estimate	4,978	Offenses (*)		Arrests (**)	
		Group A Offenses	Reported	Adult	Juvenile
Law Enforcement Employees		Crimes Against Persons			
Sworn Male	12	Murder and Nonnegligent Manslaughter	0	0	0
Sworn Female	3	Negligent Manslaughter	0	0	0
Civilian Male	0	Kidnapping/Abduction	2	1	0
Civilian Female	2	Forcible Rape	1	0	0
Total:	17	Forcible Sodomy	0	0	0
Offense Overview		Sexual Assault With An Object	1	0	0
Incident Total	241	Forcible Fondling	7	0	0
Offense Total	281	Incest	0	0	0
Group A Crimes per 100,000 population	4,841.3	Statutory Rape	0	0	0
Arrest Overview		Aggravated Assault	8	1	0
Total Arrests	165	Simple Assault	58	14	0
Adult Arrests	163	Intimidation	3	1	0
Juvenile Arrests	1	Human Trafficking, Commercial Sex Acts	0	0	0
Unknown Age	1	Human Trafficking, Involuntary Servitude	0	0	0
Arrests per 100,000 population	3,314.6	Crimes Against Property			
		Arson	0	0	0
		Bribery	0	0	0
		Burglary/Breaking & Entering	9	0	0
		Counterfeiting/Forgery	4	0	0
		Destruction/Damage/Vandalism of Property	20	2	0
		Embezzlement	3	0	0
		Extortion/Blackmail	0	0	0
		False Pretenses/Swindle/Confidence Game	5	0	0
		Credit Card/Automatic Teller Fraud	4	0	0
		Impersonation	3	1	0
		Welfare Fraud	0	0	0
		Wire Fraud	0	0	0
		Identity Theft	0	0	0
		Hacking/Computer Invasion	0	0	0
		Robbery	0	0	0
		Pocket-picking	0	0	0
		Purse-snatching	0	0	0
		Shoplifting	6	1	1
		Theft From Building	3	0	0
		Theft From Coin Operated Machine or Device	0	0	0
		Theft From Motor Vehicle	1	0	0
		Theft of Motor Vehicle Parts/Accessories	1	0	0
		All Other Larceny	25	0	0
		Motor Vehicle Theft	4	1	0
		Stolen Property Offenses	0	0	0
		Crimes Against Society			
		Drug/Narcotic Violations	90	46	0
		Drug Equipment Violations	14	1	0
		Betting/Wagering	0	0	0
		Operating/Promoting/Assisting Gambling	0	0	0
		Gambling Equipment Violations	0	0	0
		Sports Tampering	0	0	0
		Pornography/Obscene Material	2	0	0
		Prostitution	1	0	0
		Assisting or Promoting Prostitution	0	0	0
		Purchasing Prostitution	0	0	0
		Weapon Law Violations	6	1	0
		Animal Cruelty	0	0	0
		Total Group A Offenses	281	70	1

Group B Arrests		
Offense	Adult	Juvenile
Bad Checks	0	0
Curfew/Loitering/Vagrancy Violations	0	0
Disorderly Conduct	1	0
Driving Under the Influence	20	0
Drunkenness	33	0
Family Offenses (Nonviolent)	0	0
Liquor Law Violations	3	0
Peeping Tom	0	0
Runaway	0	0
Trespass of Real Property	5	0
All Other Offenses	31	0
Total Group B	93	0

(*) Offenses are counted using the FBI Units of Count for Crime

(**) The 'Arrests' column shows arrests made for incidents during the selected period, regardless of arrest date. Arrest counts for the same period may change over time.

Page County Sheriff's Office - VA0690000 - NIBRS Agency Crime Overview - 2018

2018 Population Estimate	15,038	Offenses (*)	Arrests (**)		
		Reported	Adult	Juvenile	
Law Enforcement Employees		Group A Offenses			
		Crimes Against Persons			
Sworn Male	48	Murder and Nonnegligent Manslaughter	1	1	0
Sworn Female	7	Negligent Manslaughter	0	0	0
Civilian Male	8	Kidnapping/Abduction	3	2	0
Civilian Female	10	Forcible Rape	2	0	0
Total:	73	Forcible Sodomy	0	0	0
		Sexual Assault With An Object	2	0	0
		Forcible Fondling	3	0	0
Offense Overview		Incest	0	0	0
Incident Total	445	Statutory Rape	0	0	0
Offense Total	493	Aggravated Assault	9	1	0
Group A Crimes per 100,000 population	2,959.2	Simple Assault	51	26	3
		Intimidation	2	1	0
		Human Trafficking, Commercial Sex Acts	0	0	0
		Human Trafficking, Involuntary Servitude	0	0	0
Arrest Overview		Crimes Against Property			
Total Arrests	223	Arson	3	0	0
Adult Arrests	220	Bribery	0	0	0
Juvenile Arrests	3	Burglary/Breaking & Entering	26	1	0
Unknown Age	0	Counterfeiting/Forgery	6	0	0
Arrests per 100,000 population	1,482.9	Destruction/Damage/Vandalism of Property	50	1	0
		Embezzlement	0	0	0
		Extortion/Blackmail	0	0	0
		False Pretenses/Swindle/Confidence Game	12	0	0
		Credit Card/Automatic Teller Fraud	1	0	0
		Impersonation	2	1	0
		Welfare Fraud	0	0	0
		Wire Fraud	2	0	0
		Identity Theft	1	0	0
		Hacking/Computer Invasion	0	0	0
		Robbery	1	0	0
		Pocket-picking	0	0	0
		Purse-snatching	0	0	0
		Shoplifting	3	2	0
		Theft From Building	11	0	0
		Theft From Coin Operated Machine or Device	0	0	0
		Theft From Motor Vehicle	14	0	0
		Theft of Motor Vehicle Parts/Accessories	3	0	0
		All Other Larceny	58	5	0
		Motor Vehicle Theft	7	1	0
		Stolen Property Offenses	1	0	0
		Crimes Against Society			
		Drug/Narcotic Violations	188	102	0
		Drug Equipment Violations	8	0	0
		Betting/Wagering	0	0	0
		Operating/Promoting/Assisting Gambling	0	0	0
		Gambling Equipment Violations	0	0	0
		Sports Tampering	0	0	0
		Pornography/Obscene Material	3	0	0
		Prostitution	0	0	0
		Assisting or Promoting Prostitution	0	0	0
		Purchasing Prostitution	0	0	0
		Weapon Law Violations	20	6	0
		Animal Cruelty	0	0	0
		Total Group A Offenses	493	150	3
Group B Arrests					
Offense	Adult	Juvenile			
Bad Checks	0	0			
Curfew/Loitering/Vagrancy Violations	0	0			
Disorderly Conduct	0	0			
Driving Under the Influence	24	0			
Drunkenness	13	0			
Family Offenses (Nonviolent)	0	0			
Liquor Law Violations	0	0			
Peeping Tom	0	0			
Runaway	0	0			
Trespass of Real Property	1	0			
All Other Offenses	32	0			
Total Group B	70	0			

(*) Offenses are counted using the FBI Units of Count for Crime

(**) The 'Arrests' column shows arrests made for incidents during the selected period, regardless of arrest date. Arrest counts for the same period may change over time.

Parksley Police Department - VA0010300 - NIBRS Agency Crime Overview - 2018

2018 Population Estimate	820	Offenses (*)	Arrests (**)		
		Reported	Adult	Juvenile	
Law Enforcement Employees		Group A Offenses			
Sworn Male	2	Crimes Against Persons			
Sworn Female	1	Murder and Nonnegligent Manslaughter	0	0	0
Civilian Male	0	Negligent Manslaughter	0	0	0
Civilian Female	0	Kidnapping/Abduction	0	0	0
Total:	3	Forcible Rape	0	0	0
		Forcible Sodomy	0	0	0
		Sexual Assault With An Object	0	0	0
		Forcible Fondling	0	0	0
		Incest	0	0	0
Offense Overview		Statutory Rape	0	0	0
Incident Total	20	Aggravated Assault	1	1	0
Offense Total	20	Simple Assault	2	1	0
Group A Crimes per 100,000 population	2,439.0	Intimidation	0	0	0
		Human Trafficking, Commercial Sex Acts	0	0	0
		Human Trafficking, Involuntary Servitude	0	0	0
		Crimes Against Property			
Arrest Overview		Arson	0	0	0
Total Arrests	16	Bribery	0	0	0
Adult Arrests	16	Burglary/Breaking & Entering	0	0	0
Juvenile Arrests	0	Counterfeiting/Forgery	0	0	0
Unknown Age	0	Destruction/Damage/Vandalism of Property	1	1	0
Arrests per 100,000 population	1,951.2	Embezzlement	0	0	0
		Extortion/Blackmail	0	0	0
		False Pretenses/Swindle/Confidence Game	0	0	0
		Credit Card/Automatic Teller Fraud	0	0	0
		Impersonation	0	0	0
		Welfare Fraud	0	0	0
		Wire Fraud	0	0	0
		Identity Theft	0	0	0
		Hacking/Computer Invasion	0	0	0
		Robbery	0	0	0
		Pocket-picking	0	0	0
		Purse-snatching	0	0	0
		Shoplifting	4	2	0
		Theft From Building	0	0	0
		Theft From Coin Operated Machine or Device	0	0	0
		Theft From Motor Vehicle	0	0	0
		Theft of Motor Vehicle Parts/Accessories	0	0	0
		All Other Larceny	0	0	0
		Motor Vehicle Theft	2	0	0
		Stolen Property Offenses	0	0	0
		Crimes Against Society			
		Drug/Narcotic Violations	10	7	0
		Drug Equipment Violations	0	0	0
		Betting/Wagering	0	0	0
		Operating/Promoting/Assisting Gambling	0	0	0
		Gambling Equipment Violations	0	0	0
		Sports Tampering	0	0	0
		Pornography/Obscene Material	0	0	0
		Prostitution	0	0	0
		Assisting or Promoting Prostitution	0	0	0
		Purchasing Prostitution	0	0	0
		Weapon Law Violations	0	0	0
		Animal Cruelty	0	0	0
		Total Group A Offenses	20	12	0
Group B Arrests					
Offense	Adult	Juvenile			
Bad Checks	0	0			
Curfew/Loitering/Vagrancy Violations	0	0			
Disorderly Conduct	0	0			
Driving Under the Influence	3	0			
Drunkenness	0	0			
Family Offenses (Nonviolent)	0	0			
Liquor Law Violations	0	0			
Peeping Tom	0	0			
Runaway	0	0			
Trespass of Real Property	0	0			
All Other Offenses	1	0			
Total Group B	4	0			

(*) Offenses are counted using the FBI Units of Count for Crime

(**) The 'Arrests' column shows arrests made for incidents during the selected period, regardless of arrest date. Arrest counts for the same period may change over time.

Patrick CO Sheriff's Office - VA0700000 - NIBRS Agency Crime Overview - 2018

2018 Population Estimate	17,790	Offenses (*)	Arrests (**)		
		Reported	Adult	Juvenile	
Law Enforcement Employees		Group A Offenses			
		Crimes Against Persons			
Sworn Male	45	Murder and Nonnegligent Manslaughter	3	1	0
Sworn Female	10	Negligent Manslaughter	0	0	0
Civilian Male	0	Kidnapping/Abduction	5	2	0
Civilian Female	16	Forcible Rape	6	1	1
Total:	71	Forcible Sodomy	3	0	0
		Sexual Assault With An Object	2	0	0
		Forcible Fondling	8	2	0
Offense Overview		Incest	0	0	0
Incident Total	809	Statutory Rape	0	0	0
Offense Total	913	Aggravated Assault	37	19	0
Group A Crimes per 100,000 population	4,547.5	Simple Assault	99	49	0
		Intimidation	11	5	1
		Human Trafficking, Commercial Sex Acts	0	0	0
		Human Trafficking, Involuntary Servitude	0	0	0
Arrest Overview		Crimes Against Property			
Total Arrests	292	Arson	3	1	0
Adult Arrests	272	Bribery	0	0	0
Juvenile Arrests	8	Burglary/Breaking & Entering	34	3	0
Unknown Age	12	Counterfeiting/Forgery	11	0	0
Arrests per 100,000 population	1,641.4	Destruction/Damage/Vandalism of Property	71	13	0
		Embezzlement	2	0	0
		Extortion/Blackmail	0	0	0
		False Pretenses/Swindle/Confidence Game	36	2	0
		Credit Card/Automatic Teller Fraud	9	1	0
		Impersonation	8	1	0
		Welfare Fraud	0	0	0
		Wire Fraud	0	0	0
		Identity Theft	0	0	0
		Hacking/Computer Invasion	0	0	0
		Robbery	1	0	0
		Pocket-picking	0	0	0
		Purse-snatching	0	0	0
		Shoplifting	17	10	0
		Theft From Building	18	1	0
		Theft From Coin Operated Machine or Device	0	0	0
		Theft From Motor Vehicle	7	0	0
		Theft of Motor Vehicle Parts/Accessories	1	0	0
		All Other Larceny	115	9	0
		Motor Vehicle Theft	17	3	0
		Stolen Property Offenses	3	0	0
		Crimes Against Society			
		Drug/Narcotic Violations	333	22	4
		Drug Equipment Violations	20	4	0
		Betting/Wagering	0	0	0
		Operating/Promoting/Assisting Gambling	0	0	0
		Gambling Equipment Violations	0	0	0
		Sports Tampering	0	0	0
		Pornography/Obscene Material	4	0	0
		Prostitution	0	0	0
		Assisting or Promoting Prostitution	0	0	0
		Purchasing Prostitution	0	0	0
		Weapon Law Violations	29	6	0
		Animal Cruelty	0	0	0
		Total Group A Offenses	913	155	6
Group B Arrests					
Offense	Adult	Juvenile			
Bad Checks	5	0			
Curfew/Loitering/Vagrancy Violations	0	0			
Disorderly Conduct	2	0			
Driving Under the Influence	16	0			
Drunkenness	27	0			
Family Offenses (Nonviolent)	0	0			
Liquor Law Violations	0	1			
Peeping Tom	1	0			
Runaway	0	0			
Trespass of Real Property	11	0			
All Other Offenses	55	1			
Total Group B	117	2			

(*) Offenses are counted using the FBI Units of Count for Crime

(**) The 'Arrests' column shows arrests made for incidents during the selected period, regardless of arrest date. Arrest counts for the same period may change over time.

Pearisburg Police Department - VA0350200 - NIBRS Agency Crime Overview - 2018

2018 Population Estimate	2,661	Offenses (*)			Arrests (**)	
		Group A Offenses	Reported	Adult	Juvenile	
Law Enforcement Employees		Crimes Against Persons				
Sworn Male	7	Murder and Nonnegligent Manslaughter	0	0	0	0
Sworn Female	0	Negligent Manslaughter	0	0	0	0
Civilian Male	0	Kidnapping/Abduction	1	0	0	0
Civilian Female	0	Forcible Rape	1	0	0	0
Total:	7	Forcible Sodomy	1	0	0	0
		Sexual Assault With An Object	1	0	0	0
		Forcible Fondling	2	0	0	0
Offense Overview		Incest	0	0	0	0
Incident Total	126	Statutory Rape	1	0	0	0
Offense Total	146	Aggravated Assault	1	0	0	0
Group A Crimes per 100,000 population	4,735.1	Simple Assault	14	7	0	0
		Intimidation	0	0	0	0
		Human Trafficking, Commercial Sex Acts	0	0	0	0
		Human Trafficking, Involuntary Servitude	0	0	0	0
Arrest Overview		Crimes Against Property				
Total Arrests	149	Arson	0	0	0	0
Adult Arrests	145	Bribery	0	0	0	0
Juvenile Arrests	4	Burglary/Breaking & Entering	6	0	0	0
Unknown Age	0	Counterfeiting/Forgery	3	1	0	0
Arrests per 100,000 population	5,599.4	Destruction/Damage/Vandalism of Property	9	3	0	0
		Embezzlement	0	0	0	0
		Extortion/Blackmail	0	0	0	0
		False Pretenses/Swindle/Confidence Game	11	4	0	0
		Credit Card/Automatic Teller Fraud	3	0	0	0
		Impersonation	1	0	0	0
		Welfare Fraud	0	0	0	0
		Wire Fraud	0	0	0	0
		Identity Theft	0	0	0	0
		Hacking/Computer Invasion	0	0	0	0
		Robbery	0	0	0	0
		Pocket-picking	0	0	0	0
		Purse-snatching	0	0	0	0
		Shoplifting	18	9	0	0
		Theft From Building	3	0	0	0
		Theft From Coin Operated Machine or Device	1	0	0	0
		Theft From Motor Vehicle	8	0	0	0
		Theft of Motor Vehicle Parts/Accessories	0	0	0	0
		All Other Larceny	12	3	0	0
		Motor Vehicle Theft	6	3	0	0
		Stolen Property Offenses	0	1	0	0
		Crimes Against Society				
		Drug/Narcotic Violations	32	23	0	0
		Drug Equipment Violations	5	1	0	0
		Betting/Wagering	0	0	0	0
		Operating/Promoting/Assisting Gambling	0	0	0	0
		Gambling Equipment Violations	0	0	0	0
		Sports Tampering	0	0	0	0
		Pornography/Obscene Material	1	0	0	0
		Prostitution	0	0	0	0
		Assisting or Promoting Prostitution	0	0	0	0
		Purchasing Prostitution	0	0	0	0
		Weapon Law Violations	5	2	0	0
		Animal Cruelty	0	0	0	0
		Total Group A Offenses	146	57	0	0
Group B Arrests						
Offense	Adult	Juvenile				
Bad Checks	0	0				
Curfew/Loitering/Vagrancy Violations	0	0				
Disorderly Conduct	0	0				
Driving Under the Influence	15	0				
Drunkenness	20	0				
Family Offenses (Nonviolent)	3	0				
Liquor Law Violations	0	2				
Peeping Tom	0	0				
Runaway	0	0				
Trespass of Real Property	2	0				
All Other Offenses	48	2				
Total Group B	88	4				

(*) Offenses are counted using the FBI Units of Count for Crime

(**) The 'Arrests' column shows arrests made for incidents during the selected period, regardless of arrest date. Arrest counts for the same period may change over time.

Pembroke Police Department⁸ - VA0350300 - NIBRS Agency Crime Overview - 2018

2018 Population Estimate	1,088	Offenses (*)	Arrests (**)		
		Reported	Adult	Juvenile	
Law Enforcement Employees		Group A Offenses			
Sworn Male	3	Crimes Against Persons			
Sworn Female	0	Murder and Nonnegligent Manslaughter	0	0	0
Civilian Male	0	Negligent Manslaughter	0	0	0
Civilian Female	0	Kidnapping/Abduction	0	0	0
Total:	3	Forcible Rape	1	0	0
		Forcible Sodomy	0	0	0
		Sexual Assault With An Object	0	0	0
		Forcible Fondling	0	0	0
		Incest	0	0	0
Offense Overview		Statutory Rape	0	0	0
Incident Total	26	Aggravated Assault	1	1	0
Offense Total	31	Simple Assault	5	3	0
Group A Crimes per 100,000 population	2,389.7	Intimidation	1	0	0
		Human Trafficking, Commercial Sex Acts	0	0	0
		Human Trafficking, Involuntary Servitude	0	0	0
		Crimes Against Property			
Arrest Overview		Arson	0	0	0
Total Arrests	24	Bribery	0	0	0
Adult Arrests	21	Burglary/Breaking & Entering	1	0	0
Juvenile Arrests	3	Counterfeiting/Forgery	2	0	0
Unknown Age	0	Destruction/Damage/Vandalism of Property	3	1	0
Arrests per 100,000 population	2,205.9	Embezzlement	0	0	0
		Extortion/Blackmail	0	0	0
		False Pretenses/Swindle/Confidence Game	0	0	0
		Credit Card/Automatic Teller Fraud	0	0	0
		Impersonation	1	0	0
		Welfare Fraud	0	0	0
		Wire Fraud	0	0	0
		Identity Theft	0	0	0
		Hacking/Computer Invasion	0	0	0
		Robbery	0	0	0
		Pocket-picking	0	0	0
		Purse-snatching	0	0	0
		Shoplifting	3	2	0
		Theft From Building	0	0	0
		Theft From Coin Operated Machine or Device	0	0	0
		Theft From Motor Vehicle	2	0	3
		Theft of Motor Vehicle Parts/Accessories	0	0	0
		All Other Larceny	5	0	0
		Motor Vehicle Theft	1	0	0
		Stolen Property Offenses	1	0	0
		Crimes Against Society			
		Drug/Narcotic Violations	2	2	0
		Drug Equipment Violations	0	0	0
		Betting/Wagering	0	0	0
		Operating/Promoting/Assisting Gambling	0	0	0
		Gambling Equipment Violations	0	0	0
		Sports Tampering	0	0	0
		Pornography/Obscene Material	0	0	0
		Prostitution	0	0	0
		Assisting or Promoting Prostitution	0	0	0
		Purchasing Prostitution	0	0	0
		Weapon Law Violations	2	1	0
		Animal Cruelty	0	0	0
		Total Group A Offenses	31	10	3
		Group B Arrests			
		Offense	Adult	Juvenile	
		Bad Checks	0	0	
		Curfew/Loitering/Vagrancy Violations	0	0	
		Disorderly Conduct	0	0	
		Driving Under the Influence	0	0	
		Drunkenness	1	0	
		Family Offenses (Nonviolent)	0	0	
		Liquor Law Violations	0	0	
		Peeping Tom	0	0	
		Runaway	0	0	
		Trespass of Real Property	0	0	
		All Other Offenses	10	0	
		Total Group B	11	0	

(*) Offenses are counted using the FBI Units of Count for Crime

(**) The 'Arrests' column shows arrests made for incidents during the selected period, regardless of arrest date. Arrest counts for the same period may change over time.

Pennington Gap Police Department - VA0520200 - NIBRS Agency Crime Overview - 2018

2018 Population Estimate	1,749	Offenses (*)	Arrests (**)		
		Reported	Adult	Juvenile	
Law Enforcement Employees		Group A Offenses			
		Crimes Against Persons			
Sworn Male	6	Murder and Nonnegligent Manslaughter	1	0	0
Sworn Female	0	Negligent Manslaughter	0	0	0
Civilian Male	0	Kidnapping/Abduction	0	0	0
Civilian Female	0	Forcible Rape	1	0	0
Total:	6	Forcible Sodomy	0	0	0
		Sexual Assault With An Object	0	0	0
		Forcible Fondling	0	0	0
		Incest	0	0	0
Offense Overview		Statutory Rape	0	0	0
Incident Total	98	Aggravated Assault	1	1	0
Offense Total	106	Simple Assault	12	10	0
Group A Crimes per 100,000 population	5,603.2	Intimidation	0	1	0
		Human Trafficking, Commercial Sex Acts	0	0	0
		Human Trafficking, Involuntary Servitude	0	0	0
Arrest Overview		Crimes Against Property			
Total Arrests	92	Arson	1	0	0
Adult Arrests	92	Bribery	0	0	0
Juvenile Arrests	0	Burglary/Breaking & Entering	2	0	0
Unknown Age	0	Counterfeiting/Forgery	1	0	0
Arrests per 100,000 population	5,260.1	Destruction/Damage/Vandalism of Property	16	1	0
		Embezzlement	0	0	0
		Extortion/Blackmail	0	0	0
		False Pretenses/Swindle/Confidence Game	0	0	0
		Credit Card/Automatic Teller Fraud	2	0	0
		Impersonation	0	0	0
		Welfare Fraud	0	0	0
		Wire Fraud	1	0	0
		Identity Theft	0	0	0
		Hacking/Computer Invasion	0	0	0
		Robbery	0	0	0
		Pocket-picking	0	0	0
		Purse-snatching	0	0	0
		Shoplifting	8	1	0
		Theft From Building	2	0	0
		Theft From Coin Operated Machine or Device	0	0	0
		Theft From Motor Vehicle	0	0	0
		Theft of Motor Vehicle Parts/Accessories	1	0	0
		All Other Larceny	34	1	0
		Motor Vehicle Theft	1	0	0
		Stolen Property Offenses	0	0	0
		Crimes Against Society			
		Drug/Narcotic Violations	11	12	0
		Drug Equipment Violations	7	1	0
		Betting/Wagering	0	0	0
		Operating/Promoting/Assisting Gambling	0	0	0
		Gambling Equipment Violations	0	0	0
		Sports Tampering	0	0	0
		Pornography/Obscene Material	0	0	0
		Prostitution	0	0	0
		Assisting or Promoting Prostitution	0	0	0
		Purchasing Prostitution	0	0	0
		Weapon Law Violations	4	2	0
		Animal Cruelty	0	0	0
		Total Group A Offenses	106	30	0
		Group B Arrests			
Offense		Adult	Juvenile		
Bad Checks	0	0			
Curfew/Loitering/Vagrancy Violations	0	0			
Disorderly Conduct	1	0			
Driving Under the Influence	4	0			
Drunkenness	15	0			
Family Offenses (Nonviolent)	1	0			
Liquor Law Violations	0	0			
Peeping Tom	0	0			
Runaway	0	0			
Trespass of Real Property	1	0			
All Other Offenses	40	0			
Total Group B	62	0			

(*) Offenses are counted using the FBI Units of Count for Crime

(**) The 'Arrests' column shows arrests made for incidents during the selected period, regardless of arrest date. Arrest counts for the same period may change over time.

Petersburg Bureau Of Police - VA1190000 - NIBRS Agency Crime Overview - 2018

2018 Population Estimate	31,746	Offenses (*)	Arrests (**)		
		Reported	Adult	Juvenile	
Law Enforcement Employees		Group A Offenses			
Sworn Male	73	Crimes Against Persons			
Sworn Female	14	Murder and Nonnegligent Manslaughter	14	8	2
Civilian Male	4	Negligent Manslaughter	0	0	0
Civilian Female	20	Kidnapping/Abduction	7	13	1
Total:	111	Forcible Rape	10	0	0
		Forcible Sodomy	3	0	0
Offense Overview		Sexual Assault With An Object	0	0	0
Incident Total	2,711	Forcible Fondling	15	2	0
Offense Total	2,996	Incest	0	0	0
Group A Crimes per 100,000 population	8,539.7	Statutory Rape	0	1	0
		Aggravated Assault	148	83	6
		Simple Assault	479	318	12
		Intimidation	59	10	1
		Human Trafficking, Commercial Sex Acts	0	0	0
		Human Trafficking, Involuntary Servitude	0	0	0
Arrest Overview		Crimes Against Property			
Total Arrests	3,060	Arson	7	4	0
Adult Arrests	2,998	Bribery	0	1	0
Juvenile Arrests	62	Burglary/Breaking & Entering	137	18	0
Unknown Age	0	Counterfeiting/Forgery	25	9	0
Arrests per 100,000 population	9,639.0	Destruction/Damage/Vandalism of Property	364	59	2
		Embezzlement	17	18	0
		Extortion/Blackmail	0	0	0
		False Pretenses/Swindle/Confidence Game	37	23	0
		Credit Card/Automatic Teller Fraud	26	3	0
		Impersonation	23	0	0
		Welfare Fraud	2	2	0
		Wire Fraud	2	0	0
		Identity Theft	0	0	0
		Hacking/Computer Invasion	0	0	0
		Robbery	53	9	4
		Pocket-picking	2	0	0
		Purse-snatching	7	0	0
		Shoplifting	111	31	0
		Theft From Building	72	0	0
		Theft From Coin Operated Machine or Device	2	0	0
		Theft From Motor Vehicle	204	0	0
		Theft of Motor Vehicle Parts/Accessories	119	0	0
		All Other Larceny	171	111	4
		Motor Vehicle Theft	96	0	0
		Stolen Property Offenses	4	14	0
		Crimes Against Society			
		Drug/Narcotic Violations	543	512	5
		Drug Equipment Violations	39	5	0
		Betting/Wagering	0	0	0
		Operating/Promoting/Assisting Gambling	0	0	0
		Gambling Equipment Violations	0	0	0
		Sports Tampering	0	0	0
		Pornography/Obscene Material	3	1	0
		Prostitution	0	0	0
		Assisting or Promoting Prostitution	0	0	0
		Purchasing Prostitution	0	0	0
		Weapon Law Violations	195	94	4
		Animal Cruelty	0	0	0
		Total Group A Offenses	2,996	1,349	41
Group B Arrests					
Offense	Adult	Juvenile			
Bad Checks	2	0			
Curfew/Loitering/Vagrancy Violations	14	2			
Disorderly Conduct	40	0			
Driving Under the Influence	78	0			
Drunkenness	165	0			
Family Offenses (Nonviolent)	28	0			
Liquor Law Violations	21	0			
Peeping Tom	0	0			
Runaway	0	0			
Trespass of Real Property	99	0			
All Other Offenses	1,202	19			
Total Group B	1,649	21			

(*) Offenses are counted using the FBI Units of Count for Crime

(**) The 'Arrests' column shows arrests made for incidents during the selected period, regardless of arrest date. Arrest counts for the same period may change over time.

Pittsylvania CO Sheriff Office - VA0710000 - NIBRS Agency Crime Overview - 2018

2018 Population Estimate	57,745	Offenses (*)	Arrests (**)		
		Reported	Adult	Juvenile	
Law Enforcement Employees		Group A Offenses			
		Crimes Against Persons			
Sworn Male	86	Murder and Nonnegligent Manslaughter	3	1	0
Sworn Female	19	Negligent Manslaughter	0	0	0
Civilian Male	1	Kidnapping/Abduction	8	7	0
Civilian Female	16	Forcible Rape	14	2	0
Total:	122	Forcible Sodomy	6	1	0
		Sexual Assault With An Object	4	2	0
		Forcible Fondling	41	1	0
Offense Overview		Incest	1	0	0
Incident Total	1,500	Statutory Rape	1	1	0
Offense Total	1,660	Aggravated Assault	42	24	0
Group A Crimes per 100,000 population	2,597.6	Simple Assault	429	249	5
		Intimidation	10	1	0
		Human Trafficking, Commercial Sex Acts	0	0	0
		Human Trafficking, Involuntary Servitude	0	0	0
Arrest Overview		Crimes Against Property			
Total Arrests	1,118	Arson	5	0	0
Adult Arrests	1,099	Bribery	1	0	0
Juvenile Arrests	19	Burglary/Breaking & Entering	126	19	0
Unknown Age	0	Counterfeiting/Forgery	18	3	0
Arrests per 100,000 population	1,936.1	Destruction/Damage/Vandalism of Property	137	24	0
		Embezzlement	6	1	0
		Extortion/Blackmail	1	0	0
		False Pretenses/Swindle/Confidence Game	15	1	0
		Credit Card/Automatic Teller Fraud	59	0	0
		Impersonation	3	1	0
		Welfare Fraud	0	0	0
		Wire Fraud	44	0	0
		Identity Theft	0	0	0
		Hacking/Computer Invasion	0	0	0
		Robbery	7	0	1
		Pocket-picking	0	0	0
		Purse-snatching	0	0	0
		Shoplifting	36	14	1
		Theft From Building	58	0	0
		Theft From Coin Operated Machine or Device	0	0	0
		Theft From Motor Vehicle	41	0	0
		Theft of Motor Vehicle Parts/Accessories	6	0	0
		All Other Larceny	163	35	1
		Motor Vehicle Theft	37	1	0
		Stolen Property Offenses	1	1	0
		Crimes Against Society			
		Drug/Narcotic Violations	241	73	0
		Drug Equipment Violations	30	3	0
		Betting/Wagering	0	0	0
		Operating/Promoting/Assisting Gambling	0	0	0
		Gambling Equipment Violations	2	0	0
		Sports Tampering	0	0	0
		Pornography/Obscene Material	15	0	0
		Prostitution	0	0	0
		Assisting or Promoting Prostitution	0	0	0
		Purchasing Prostitution	0	0	0
		Weapon Law Violations	49	20	0
		Animal Cruelty	0	0	0
		Total Group A Offenses	1,660	485	8
Group B Arrests					
Offense	Adult	Juvenile			
Bad Checks	6	0			
Curfew/Loitering/Vagrancy Violations	0	0			
Disorderly Conduct	0	0			
Driving Under the Influence	21	0			
Drunkenness	60	0			
Family Offenses (Nonviolent)	32	0			
Liquor Law Violations	5	1			
Peeping Tom	0	0			
Runaway	0	0			
Trespass of Real Property	39	0			
All Other Offenses	451	10			
Total Group B	614	11			

(*) Offenses are counted using the FBI Units of Count for Crime

(**) The 'Arrests' column shows arrests made for incidents during the selected period, regardless of arrest date. Arrest counts for the same period may change over time.

Pocahontas Police Department - VA0920200 - NIBRS Agency Crime Overview - 2018

2018 Population Estimate	362	Offenses (*)	Arrests (**)	
		Reported	Adult	Juvenile
Law Enforcement Employees		Group A Offenses		
		Crimes Against Persons		
Sworn Male	0	Murder and Nonnegligent Manslaughter	0	0
Sworn Female	0	Negligent Manslaughter	0	0
Civilian Male	0	Kidnapping/Abduction	0	0
Civilian Female	0	Forcible Rape	0	0
Total:	0	Forcible Sodomy	0	0
		Sexual Assault With An Object	0	0
		Forcible Fondling	1	0
Offense Overview		Incest	0	0
Incident Total	2	Statutory Rape	0	0
Offense Total	2	Aggravated Assault	0	0
Group A Crimes per 100,000 population	552.5	Simple Assault	1	0
		Intimidation	0	0
		Human Trafficking, Commercial Sex Acts	0	0
		Human Trafficking, Involuntary Servitude	0	0
Arrest Overview		Crimes Against Property		
Total Arrests	3	Arson	0	0
Adult Arrests	3	Bribery	0	0
Juvenile Arrests	0	Burglary/Breaking & Entering	0	0
Unknown Age	0	Counterfeiting/Forgery	0	0
Arrests per 100,000 population	828.7	Destruction/Damage/Vandalism of Property	0	0
		Embezzlement	0	0
		Extortion/Blackmail	0	0
		False Pretenses/Swindle/Confidence Game	0	0
		Credit Card/Automatic Teller Fraud	0	0
		Impersonation	0	0
		Welfare Fraud	0	0
		Wire Fraud	0	0
		Identity Theft	0	0
		Hacking/Computer Invasion	0	0
		Robbery	0	0
		Pocket-picking	0	0
		Purse-snatching	0	0
		Shoplifting	0	0
		Theft From Building	0	0
		Theft From Coin Operated Machine or Device	0	0
		Theft From Motor Vehicle	0	0
		Theft of Motor Vehicle Parts/Accessories	0	0
		All Other Larceny	0	0
		Motor Vehicle Theft	0	0
		Stolen Property Offenses	0	0
		Crimes Against Society		
		Drug/Narcotic Violations	0	0
		Drug Equipment Violations	0	0
		Betting/Wagering	0	0
		Operating/Promoting/Assisting Gambling	0	0
		Gambling Equipment Violations	0	0
		Sports Tampering	0	0
		Pornography/Obscene Material	0	0
		Prostitution	0	0
		Assisting or Promoting Prostitution	0	0
		Purchasing Prostitution	0	0
		Weapon Law Violations	0	0
		Animal Cruelty	0	0
		Total Group A Offenses	2	0
Group B Arrests				
Offense	Adult	Juvenile		
Bad Checks	0	0		
Curfew/Loitering/Vagrancy Violations	0	0		
Disorderly Conduct	0	0		
Driving Under the Influence	1	0		
Drunkenness	0	0		
Family Offenses (Nonviolent)	0	0		
Liquor Law Violations	0	0		
Peeping Tom	0	0		
Runaway	0	0		
Trespass of Real Property	0	0		
All Other Offenses	2	0		
Total Group B	3	0		

(*) Offenses are counted using the FBI Units of Count for Crime

(**) The 'Arrests' column shows arrests made for incidents during the selected period, regardless of arrest date. Arrest counts for the same period may change over time.

Poquoson Police Department - VA0980100 - NIBRS Agency Crime Overview - 2018

2018 Population Estimate	12,320		Offenses (*)	Arrests (**)	
			Reported	Adult	Juvenile
Law Enforcement Employees		Group A Offenses			
Sworn Male	19	Crimes Against Persons			
Sworn Female	4	Murder and Nonnegligent Manslaughter	0	0	0
Civilian Male	0	Negligent Manslaughter	0	0	0
Civilian Female	1	Kidnapping/Abduction	0	0	0
Total:	24	Forcible Rape	3	0	0
		Forcible Sodomy	3	0	0
Offense Overview		Sexual Assault With An Object	0	0	0
Incident Total	370	Forcible Fondling	1	0	0
Offense Total	411	Incest	0	0	0
Group A Crimes per 100,000 population	3,003.2	Statutory Rape	0	0	0
		Aggravated Assault	12	2	0
		Simple Assault	67	29	2
		Intimidation	21	1	0
		Human Trafficking, Commercial Sex Acts	0	0	0
		Human Trafficking, Involuntary Servitude	0	0	0
Arrest Overview		Crimes Against Property			
Total Arrests	174	Arson	1	1	0
Adult Arrests	151	Bribery	0	0	0
Juvenile Arrests	23	Burglary/Breaking & Entering	18	8	0
Unknown Age	0	Counterfeiting/Forgery	6	0	0
Arrests per 100,000 population	1,412.3	Destruction/Damage/Vandalism of Property	64	4	0
		Embezzlement	6	1	0
		Extortion/Blackmail	0	0	0
		False Pretenses/Swindle/Confidence Game	24	2	0
		Credit Card/Automatic Teller Fraud	12	0	0
		Impersonation	11	0	1
		Welfare Fraud	0	0	0
		Wire Fraud	1	0	0
		Identity Theft	0	0	0
		Hacking/Computer Invasion	0	0	0
		Robbery	1	0	0
		Pocket-picking	0	0	0
		Purse-snatching	0	0	0
		Shoplifting	5	0	0
		Theft From Building	5	0	0
		Theft From Coin Operated Machine or Device	0	0	0
		Theft From Motor Vehicle	29	0	0
		Theft of Motor Vehicle Parts/Accessories	6	0	0
		All Other Larceny	37	7	2
		Motor Vehicle Theft	3	2	0
		Stolen Property Offenses	1	0	1
		Crimes Against Society			
		Drug/Narcotic Violations	59	23	7
		Drug Equipment Violations	7	0	0
		Betting/Wagering	0	0	0
		Operating/Promoting/Assisting Gambling	0	0	0
		Gambling Equipment Violations	0	0	0
		Sports Tampering	0	0	0
		Pornography/Obscene Material	2	1	0
		Prostitution	0	0	0
		Assisting or Promoting Prostitution	0	0	0
		Purchasing Prostitution	0	0	0
		Weapon Law Violations	6	4	1
		Animal Cruelty	0	0	0
		Total Group A Offenses	411	85	14
Group B Arrests					
Offense	Adult	Juvenile			
Bad Checks	0	0			
Curfew/Loitering/Vagrancy Violations	0	3			
Disorderly Conduct	2	0			
Driving Under the Influence	20	0			
Drunkenness	5	0			
Family Offenses (Nonviolent)	1	0			
Liquor Law Violations	2	3			
Peeping Tom	0	0			
Runaway	0	0			
Trespass of Real Property	3	0			
All Other Offenses	33	3			
Total Group B	66	9			

(*) Offenses are counted using the FBI Units of Count for Crime

(**) The 'Arrests' column shows arrests made for incidents during the selected period, regardless of arrest date. Arrest counts for the same period may change over time.

Portsmouth Law Enforcement - VA1200000 - NIBRS Agency Crime Overview - 2018

2018 Population Estimate	94,953	Offenses (*)	Arrests (**)		
		Reported	Adult	Juvenile	
Law Enforcement Employees		Group A Offenses			
Sworn Male	180	Crimes Against Persons			
Sworn Female	52	Murder and Nonnegligent Manslaughter	19	14	0
Civilian Male	17	Negligent Manslaughter	1	0	0
Civilian Female	101	Kidnapping/Abduction	30	23	3
Total:	350	Forcible Rape	32	1	0
		Forcible Sodomy	8	1	0
		Sexual Assault With An Object	4	2	0
		Forcible Fondling	67	6	0
		Incest	0	0	0
Offense Overview		Statutory Rape	1	0	0
Incident Total	9,663	Aggravated Assault	485	87	1
Offense Total	11,063	Simple Assault	1,860	550	9
Group A Crimes per 100,000 population	10,176.6	Intimidation	145	15	3
		Human Trafficking, Commercial Sex Acts	0	0	0
		Human Trafficking, Involuntary Servitude	0	0	0
		Crimes Against Property			
Arrest Overview		Arson	11	0	0
Total Arrests	3,789	Bribery	0	0	0
Adult Arrests	3,700	Burglary/Breaking & Entering	963	45	2
Juvenile Arrests	89	Counterfeiting/Forgery	83	13	0
Unknown Age	0	Destruction/Damage/Vandalism of Property	1,486	46	0
Arrests per 100,000 population	3,990.4	Embezzlement	28	14	0
		Extortion/Blackmail	1	0	0
		False Pretenses/Swindle/Confidence Game	397	9	0
		Credit Card/Automatic Teller Fraud	201	0	0
		Impersonation	100	12	0
		Welfare Fraud	0	0	0
		Wire Fraud	1	0	0
		Identity Theft	0	0	0
		Hacking/Computer Invasion	0	0	0
		Robbery	204	39	2
		Pocket-picking	7	0	0
		Purse-snatching	8	0	0
		Shoplifting	581	20	1
		Theft From Building	195	0	0
		Theft From Coin Operated Machine or Device	5	2	0
		Theft From Motor Vehicle	1,002	0	0
		Theft of Motor Vehicle Parts/Accessories	896	0	0
		All Other Larceny	1,034	146	6
		Motor Vehicle Theft	381	20	2
		Stolen Property Offenses	19	13	0
		Crimes Against Society			
		Drug/Narcotic Violations	515	346	5
		Drug Equipment Violations	62	0	0
		Betting/Wagering	0	1	0
		Operating/Promoting/Assisting Gambling	0	0	0
		Gambling Equipment Violations	1	0	0
		Sports Tampering	0	0	0
		Pornography/Obscene Material	12	0	0
		Prostitution	7	3	0
		Assisting or Promoting Prostitution	1	0	0
		Purchasing Prostitution	0	0	0
		Weapon Law Violations	210	93	1
		Animal Cruelty	0	0	0
		Total Group A Offenses	11,063	1,521	35
		Group B Arrests			
		Offense	Adult	Juvenile	
		Bad Checks	1	0	
		Curfew/Loitering/Vagrancy Violations	0	34	
		Disorderly Conduct	32	5	
		Driving Under the Influence	177	0	
		Drunkenness	171	0	
		Family Offenses (Nonviolent)	40	0	
		Liquor Law Violations	55	3	
		Peeping Tom	0	0	
		Runaway	0	0	
		Trespass of Real Property	108	4	
		All Other Offenses	1,595	8	
		Total Group B	2,179	54	

(*) Offenses are counted using the FBI Units of Count for Crime

(**) The 'Arrests' column shows arrests made for incidents during the selected period, regardless of arrest date. Arrest counts for the same period may change over time.

Pound Police Dep - VA0960400 - NIBRS Agency Crime Overview - 2018

2018 Population Estimate		949	Offenses (*)	Arrests (**)	
Law Enforcement Employees			Reported	Adult	Juvenile
Group A Offenses					
Crimes Against Persons					
Sworn Male	2	Murder and Nonnegligent Manslaughter	0	0	0
Sworn Female	1	Negligent Manslaughter	0	0	0
Civilian Male	0	Kidnapping/Abduction	1	1	0
Civilian Female	0	Forcible Rape	1	0	0
Total:	3	Forcible Sodomy	0	0	0
		Sexual Assault With An Object	0	0	0
		Forcible Fondling	0	0	0
		Incest	0	0	0
Offense Overview		Statutory Rape	0	0	0
Incident Total	29	Aggravated Assault	2	1	0
Offense Total	37	Simple Assault	1	0	0
Group A Crimes per 100,000 population	3,055.8	Intimidation	0	0	0
		Human Trafficking, Commercial Sex Acts	0	0	0
		Human Trafficking, Involuntary Servitude	0	0	0
Arrest Overview		Crimes Against Property			
Total Arrests	36	Arson	0	0	0
Adult Arrests	34	Bribery	0	0	0
Juvenile Arrests	2	Burglary/Breaking & Entering	0	0	0
Unknown Age	0	Counterfeiting/Forgery	1	0	0
Arrests per 100,000 population	3,793.5	Destruction/Damage/Vandalism of Property	1	0	0
		Embezzlement	0	0	0
		Extortion/Blackmail	0	0	0
		False Pretenses/Swindle/Confidence Game	0	0	0
		Credit Card/Automatic Teller Fraud	0	0	0
		Impersonation	0	0	0
		Welfare Fraud	0	0	0
		Wire Fraud	0	0	0
		Identity Theft	0	0	0
		Hacking/Computer Invasion	0	0	0
		Robbery	0	0	0
		Pocket-picking	0	0	0
		Purse-snatching	0	0	0
		Shoplifting	1	1	0
		Theft From Building	0	0	0
		Theft From Coin Operated Machine or Device	0	0	0
		Theft From Motor Vehicle	2	0	0
		Theft of Motor Vehicle Parts/Accessories	0	0	0
		All Other Larceny	0	0	0
		Motor Vehicle Theft	0	0	0
		Stolen Property Offenses	0	0	0
		Crimes Against Society			
		Drug/Narcotic Violations	20	14	1
		Drug Equipment Violations	4	1	0
		Betting/Wagering	0	0	0
		Operating/Promoting/Assisting Gambling	0	0	0
		Gambling Equipment Violations	0	0	0
		Sports Tampering	0	0	0
		Pornography/Obscene Material	0	0	0
		Prostitution	0	0	0
		Assisting or Promoting Prostitution	0	0	0
		Purchasing Prostitution	0	0	0
		Weapon Law Violations	3	2	0
		Animal Cruelty	0	0	0
		Total Group A Offenses	37	20	1
Group B Arrests					
Offense	Adult	Juvenile			
Bad Checks	0	0			
Curfew/Loitering/Vagrancy Violations	0	0			
Disorderly Conduct	0	0			
Driving Under the Influence	4	0			
Drunkenness	4	0			
Family Offenses (Nonviolent)	0	0			
Liquor Law Violations	0	0			
Peeping Tom	0	0			
Runaway	0	0			
Trespass of Real Property	0	0			
All Other Offenses	6	1			
Total Group B	14	1			

(*) Offenses are counted using the FBI Units of Count for Crime

(**) The 'Arrests' column shows arrests made for incidents during the selected period, regardless of arrest date. Arrest counts for the same period may change over time.

Powhatan Sheriff's Office¹⁰ - VA0720000 - NIBRS Agency Crime Overview - 2018

2018 Population Estimate	29,524	Offenses (*)	Arrests (**)		
		Reported	Adult	Juvenile	
Law Enforcement Employees		Group A Offenses			
		Crimes Against Persons			
Sworn Male	34	Murder and Nonnegligent Manslaughter	0	0	0
Sworn Female	8	Negligent Manslaughter	0	0	0
Civilian Male	1	Kidnapping/Abduction	3	1	1
Civilian Female	4	Forcible Rape	0	0	0
Total:	47	Forcible Sodomy	1	0	1
		Sexual Assault With An Object	1	0	0
		Forcible Fondling	3	0	0
Offense Overview		Incest	0	0	0
Incident Total	251	Statutory Rape	1	0	0
Offense Total	276	Aggravated Assault	7	6	0
Group A Crimes per 100,000 population	850.2	Simple Assault	51	21	1
		Intimidation	1	0	0
		Human Trafficking, Commercial Sex Acts	0	0	0
		Human Trafficking, Involuntary Servitude	0	0	0
Arrest Overview		Crimes Against Property			
Total Arrests	186	Arson	3	0	0
Adult Arrests	168	Bribery	0	0	0
Juvenile Arrests	18	Burglary/Breaking & Entering	14	4	0
Unknown Age	0	Counterfeiting/Forgery	1	0	0
Arrests per 100,000 population	630.0	Destruction/Damage/Vandalism of Property	38	1	0
		Embezzlement	2	2	0
		Extortion/Blackmail	0	0	0
		False Pretenses/Swindle/Confidence Game	10	1	0
		Credit Card/Automatic Teller Fraud	8	0	0
		Impersonation	1	0	0
		Welfare Fraud	0	0	0
		Wire Fraud	3	0	0
		Identity Theft	0	0	0
		Hacking/Computer Invasion	0	0	0
		Robbery	1	0	0
		Pocket-picking	0	0	0
		Purse-snatching	0	0	0
		Shoplifting	21	8	0
		Theft From Building	15	1	0
		Theft From Coin Operated Machine or Device	0	0	0
		Theft From Motor Vehicle	4	1	0
		Theft of Motor Vehicle Parts/Accessories	1	0	0
		All Other Larceny	27	4	0
		Motor Vehicle Theft	4	1	0
		Stolen Property Offenses	1	1	0
		Crimes Against Society			
		Drug/Narcotic Violations	43	35	5
		Drug Equipment Violations	1	0	1
		Betting/Wagering	0	0	0
		Operating/Promoting/Assisting Gambling	0	0	0
		Gambling Equipment Violations	0	0	0
		Sports Tampering	0	0	0
		Pornography/Obscene Material	0	0	0
		Prostitution	0	0	0
		Assisting or Promoting Prostitution	0	0	0
		Purchasing Prostitution	0	0	0
		Weapon Law Violations	10	2	0
		Animal Cruelty	0	0	0
		Total Group A Offenses	276	89	9
		Group B Arrests			
		Offense	Adult	Juvenile	
		Bad Checks	0	0	
		Curfew/Loitering/Vagrancy Violations	0	0	
		Disorderly Conduct	0	0	
		Driving Under the Influence	55	0	
		Drunkenness	6	0	
		Family Offenses (Nonviolent)	0	0	
		Liquor Law Violations	1	5	
		Peeping Tom	0	0	
		Runaway	0	0	
		Trespass of Real Property	6	0	
		All Other Offenses	11	4	
		Total Group B	79	9	

(*) Offenses are counted using the FBI Units of Count for Crime

(**) The 'Arrests' column shows arrests made for incidents during the selected period, regardless of arrest date. Arrest counts for the same period may change over time.

Prince Edward County Sheriff's Department - VA0730000 - NIBRS Agency Crime Overview - 2018

2018 Population Estimate	15,418	Offenses (*)	Arrests (**)		
		Reported	Adult	Juvenile	
Law Enforcement Employees		Group A Offenses			
		Crimes Against Persons			
Sworn Male	23	Murder and Nonnegligent Manslaughter	0	0	0
Sworn Female	9	Negligent Manslaughter	0	0	0
Civilian Male	0	Kidnapping/Abduction	0	0	0
Civilian Female	0	Forcible Rape	1	0	0
Total:	32	Forcible Sodomy	4	1	0
		Sexual Assault With An Object	5	0	0
		Forcible Fondling	2	0	0
Offense Overview		Incest	1	0	0
Incident Total	217	Statutory Rape	0	0	0
Offense Total	227	Aggravated Assault	5	0	0
Group A Crimes per 100,000 population	1,407.4	Simple Assault	46	12	0
		Intimidation	0	0	0
		Human Trafficking, Commercial Sex Acts	0	0	0
		Human Trafficking, Involuntary Servitude	0	0	0
Arrest Overview		Crimes Against Property			
Total Arrests	70	Arson	0	0	0
Adult Arrests	70	Bribery	0	0	0
Juvenile Arrests	0	Burglary/Breaking & Entering	25	1	0
Unknown Age	0	Counterfeiting/Forgery	1	0	0
Arrests per 100,000 population	454.0	Destruction/Damage/Vandalism of Property	48	0	0
		Embezzlement	1	0	0
		Extortion/Blackmail	0	0	0
		False Pretenses/Swindle/Confidence Game	0	0	0
		Credit Card/Automatic Teller Fraud	5	0	0
		Impersonation	1	0	0
		Welfare Fraud	0	0	0
		Wire Fraud	1	0	0
		Identity Theft	0	0	0
		Hacking/Computer Invasion	0	0	0
		Robbery	0	0	0
		Pocket-picking	0	0	0
		Purse-snatching	0	0	0
		Shoplifting	2	0	0
		Theft From Building	17	0	0
		Theft From Coin Operated Machine or Device	0	0	0
		Theft From Motor Vehicle	7	0	0
		Theft of Motor Vehicle Parts/Accessories	0	0	0
		All Other Larceny	34	1	0
		Motor Vehicle Theft	10	0	0
		Stolen Property Offenses	0	0	0
		Crimes Against Society			
		Drug/Narcotic Violations	9	4	0
		Drug Equipment Violations	0	0	0
		Betting/Wagering	0	0	0
		Operating/Promoting/Assisting Gambling	0	0	0
		Gambling Equipment Violations	0	0	0
		Sports Tampering	0	0	0
		Pornography/Obscene Material	0	0	0
		Prostitution	0	0	0
		Assisting or Promoting Prostitution	0	0	0
		Purchasing Prostitution	0	0	0
		Weapon Law Violations	2	1	0
		Animal Cruelty	0	0	0
		Total Group A Offenses	227	20	0
Group B Arrests					
Offense	Adult	Juvenile			
Bad Checks	0	0			
Curfew/Loitering/Vagrancy Violations	0	0			
Disorderly Conduct	1	0			
Driving Under the Influence	10	0			
Drunkenness	3	0			
Family Offenses (Nonviolent)	0	0			
Liquor Law Violations	1	0			
Peeping Tom	0	0			
Runaway	0	0			
Trespass of Real Property	2	0			
All Other Offenses	33	0			
Total Group B	50	0			

(*) Offenses are counted using the FBI Units of Count for Crime

(**) The 'Arrests' column shows arrests made for incidents during the selected period, regardless of arrest date. Arrest counts for the same period may change over time.

Prince George County Police Department - VA0740100 - NIBRS Agency Crime Overview - 2018

2018 Population Estimate	37,212	Offenses (*)	Arrests (**)		
		Reported	Adult	Juvenile	
Law Enforcement Employees		Group A Offenses			
Sworn Male	47	Crimes Against Persons			
Sworn Female	6	Murder and Nonnegligent Manslaughter	1	1	0
Civilian Male	4	Negligent Manslaughter	2	2	0
Civilian Female	15	Kidnapping/Abduction	3	1	0
Total:	72	Forcible Rape	5	1	0
		Forcible Sodomy	2	2	0
		Sexual Assault With An Object	4	3	0
		Forcible Fondling	11	2	1
Offense Overview		Incest	1	0	0
Incident Total	1,112	Statutory Rape	1	0	0
Offense Total	1,293	Aggravated Assault	31	13	3
Group A Crimes per 100,000 population	2,988.3	Simple Assault	282	83	12
		Intimidation	17	10	1
		Human Trafficking, Commercial Sex Acts	0	0	0
		Human Trafficking, Involuntary Servitude	0	0	0
Arrest Overview		Crimes Against Property			
Total Arrests	687	Arson	0	0	0
Adult Arrests	644	Bribery	0	0	0
Juvenile Arrests	43	Burglary/Breaking & Entering	45	10	2
Unknown Age	0	Counterfeiting/Forgery	14	5	0
Arrests per 100,000 population	1,846.2	Destruction/Damage/Vandalism of Property	126	9	0
		Embezzlement	3	2	0
		Extortion/Blackmail	0	0	0
		False Pretenses/Swindle/Confidence Game	10	4	0
		Credit Card/Automatic Teller Fraud	13	2	0
		Impersonation	2	0	0
		Welfare Fraud	0	0	0
		Wire Fraud	3	0	0
		Identity Theft	0	0	0
		Hacking/Computer Invasion	0	0	0
		Robbery	6	5	0
		Pocket-picking	0	0	0
		Purse-snatching	0	0	0
		Shoplifting	38	19	0
		Theft From Building	57	0	0
		Theft From Coin Operated Machine or Device	0	0	0
		Theft From Motor Vehicle	75	0	0
		Theft of Motor Vehicle Parts/Accessories	18	0	0
		All Other Larceny	78	29	0
		Motor Vehicle Theft	23	0	0
		Stolen Property Offenses	28	8	5
		Crimes Against Society			
		Drug/Narcotic Violations	273	209	6
		Drug Equipment Violations	56	2	0
		Betting/Wagering	0	0	0
		Operating/Promoting/Assisting Gambling	0	0	0
		Gambling Equipment Violations	0	0	0
		Sports Tampering	0	0	0
		Pornography/Obscene Material	5	0	0
		Prostitution	4	0	0
		Assisting or Promoting Prostitution	0	0	0
		Purchasing Prostitution	0	0	0
		Weapon Law Violations	56	20	1
		Animal Cruelty	0	0	0
		Total Group A Offenses	1,293	442	31
Group B Arrests					
Offense	Adult	Juvenile			
Bad Checks	0	0			
Curfew/Loitering/Vagrancy Violations	4	2			
Disorderly Conduct	8	8			
Driving Under the Influence	67	0			
Drunkenness	27	0			
Family Offenses (Nonviolent)	0	0			
Liquor Law Violations	1	0			
Peeping Tom	0	0			
Runaway	0	0			
Trespass of Real Property	14	1			
All Other Offenses	81	1			
Total Group B	202	12			

(*) Offenses are counted using the FBI Units of Count for Crime

(**) The 'Arrests' column shows arrests made for incidents during the selected period, regardless of arrest date. Arrest counts for the same period may change over time.

Prince William County Police Department - VA0750300 - NIBRS Agency Crime Overview - 2018

2018 Population Estimate	454,505	Offenses (*)	Arrests (**)		
		Reported	Adult	Juvenile	
Law Enforcement Employees		Group A Offenses			
Sworn Male	563	Crimes Against Persons			
Sworn Female	91	Murder and Nonnegligent Manslaughter	11	10	2
Civilian Male	31	Negligent Manslaughter	3	3	0
Civilian Female	98	Kidnapping/Abduction	109	6	0
Total:	783	Forcible Rape	76	16	3
		Forcible Sodomy	27	6	2
		Sexual Assault With An Object	28	1	2
		Forcible Fondling	237	46	24
Offense Overview		Incest	1	0	0
Incident Total	14,085	Statutory Rape	13	2	2
Offense Total	16,786	Aggravated Assault	502	283	19
Group A Crimes per 100,000 population	3,099.0	Simple Assault	3,261	1,636	423
		Intimidation	250	61	61
		Human Trafficking, Commercial Sex Acts	0	0	0
		Human Trafficking, Involuntary Servitude	0	0	0
Arrest Overview		Crimes Against Property			
Total Arrests	12,264	Arson	24	10	1
Adult Arrests	10,580	Bribery	0	0	0
Juvenile Arrests	1,672	Burglary/Breaking & Entering	464	66	17
Unknown Age	12	Counterfeiting/Forgery	189	41	3
Arrests per 100,000 population	2,698.3	Destruction/Damage/Vandalism of Property	1,383	155	38
		Embezzlement	88	51	4
		Extortion/Blackmail	14	0	0
		False Pretenses/Swindle/Confidence Game	571	105	5
		Credit Card/Automatic Teller Fraud	340	11	1
		Impersonation	93	34	0
		Welfare Fraud	0	0	0
		Wire Fraud	13	0	0
		Identity Theft	5	0	0
		Hacking/Computer Invasion	0	0	0
		Robbery	181	76	32
		Pocket-picking	11	4	0
		Purse-snatching	2	0	0
		Shoplifting	1,107	523	77
		Theft From Building	658	53	11
		Theft From Coin Operated Machine or Device	0	0	0
		Theft From Motor Vehicle	1,545	34	7
		Theft of Motor Vehicle Parts/Accessories	334	1	0
		All Other Larceny	597	92	31
		Motor Vehicle Theft	552	42	16
		Stolen Property Offenses	75	42	19
		Crimes Against Society			
		Drug/Narcotic Violations	2,657	2,333	241
		Drug Equipment Violations	985	17	5
		Betting/Wagering	0	0	0
		Operating/Promoting/Assisting Gambling	0	0	0
		Gambling Equipment Violations	0	0	0
		Sports Tampering	0	0	0
		Pornography/Obscene Material	84	22	16
		Prostitution	8	6	1
		Assisting or Promoting Prostitution	6	5	0
		Purchasing Prostitution	0	0	0
		Weapon Law Violations	281	142	29
		Animal Cruelty	1	0	0
		Total Group A Offenses	16,786	5,935	1,092
Group B Arrests					
Offense	Adult	Juvenile			
Bad Checks	17	0			
Curfew/Loitering/Vagrancy Violations	2	140			
Disorderly Conduct	74	185			
Driving Under the Influence	1,374	7			
Drunkenness	698	16			
Family Offenses (Nonviolent)	31	0			
Liquor Law Violations	206	98			
Peeping Tom	1	0			
Runaway	0	0			
Trespass of Real Property	104	24			
All Other Offenses	2,138	110			
Total Group B	4,645	580			

(*) Offenses are counted using the FBI Units of Count for Crime

(**) The 'Arrests' column shows arrests made for incidents during the selected period, regardless of arrest date. Arrest counts for the same period may change over time.

Pulaski CO Sheriff's Office - VA0770000 - NIBRS Agency Crime Overview - 2018

2018 Population Estimate	22,770	Offenses (*)	Arrests (**)		
		Reported	Adult	Juvenile	
Law Enforcement Employees		Group A Offenses			
		Crimes Against Persons			
Sworn Male	45	Murder and Nonnegligent Manslaughter	0	1	0
Sworn Female	3	Negligent Manslaughter	0	0	0
Civilian Male	0	Kidnapping/Abduction	8	3	0
Civilian Female	2	Forcible Rape	6	2	0
Total:	50	Forcible Sodomy	4	0	0
		Sexual Assault With An Object	3	0	0
		Forcible Fondling	13	2	0
Offense Overview		Incest	0	0	0
Incident Total	1,310	Statutory Rape	0	0	0
Offense Total	1,503	Aggravated Assault	28	11	0
Group A Crimes per 100,000 population	5,753.2	Simple Assault	379	61	0
		Intimidation	29	6	0
		Human Trafficking, Commercial Sex Acts	0	0	0
		Human Trafficking, Involuntary Servitude	0	0	0
Arrest Overview		Crimes Against Property			
Total Arrests	858	Arson	4	2	0
Adult Arrests	851	Bribery	0	0	0
Juvenile Arrests	7	Burglary/Breaking & Entering	59	8	0
Unknown Age	0	Counterfeiting/Forgery	26	1	0
Arrests per 100,000 population	3,768.1	Destruction/Damage/Vandalism of Property	137	8	0
		Embezzlement	32	3	0
		Extortion/Blackmail	0	0	0
		False Pretenses/Swindle/Confidence Game	99	12	0
		Credit Card/Automatic Teller Fraud	12	3	0
		Impersonation	14	1	0
		Welfare Fraud	0	0	0
		Wire Fraud	0	0	0
		Identity Theft	0	0	0
		Hacking/Computer Invasion	0	0	0
		Robbery	4	0	0
		Pocket-picking	0	0	0
		Purse-snatching	0	0	0
		Shoplifting	189	87	0
		Theft From Building	13	0	0
		Theft From Coin Operated Machine or Device	0	0	0
		Theft From Motor Vehicle	30	0	0
		Theft of Motor Vehicle Parts/Accessories	8	0	0
		All Other Larceny	159	18	0
		Motor Vehicle Theft	19	0	0
		Stolen Property Offenses	0	3	0
		Crimes Against Society			
		Drug/Narcotic Violations	137	34	0
		Drug Equipment Violations	53	9	0
		Betting/Wagering	0	0	0
		Operating/Promoting/Assisting Gambling	0	0	0
		Gambling Equipment Violations	0	0	0
		Sports Tampering	0	0	0
		Pornography/Obscene Material	7	0	0
		Prostitution	1	0	0
		Assisting or Promoting Prostitution	0	0	0
		Purchasing Prostitution	0	0	0
		Weapon Law Violations	30	11	0
		Animal Cruelty	0	0	0
		Total Group A Offenses	1,503	286	0
Group B Arrests					
Offense	Adult	Juvenile			
Bad Checks	2	0			
Curfew/Loitering/Vagrancy Violations	0	0			
Disorderly Conduct	3	0			
Driving Under the Influence	40	0			
Drunkenness	58	0			
Family Offenses (Nonviolent)	0	0			
Liquor Law Violations	2	0			
Peeping Tom	0	0			
Runaway	0	0			
Trespass of Real Property	11	0			
All Other Offenses	449	7			
Total Group B	565	7			

(*) Offenses are counted using the FBI Units of Count for Crime

(**) The 'Arrests' column shows arrests made for incidents during the selected period, regardless of arrest date. Arrest counts for the same period may change over time.

Pulaski Police Department - VA0770100 - NIBRS Agency Crime Overview - 2018

2018 Population Estimate	8,764	Offenses (*)	Arrests (**)		
		Reported	Adult	Juvenile	
Law Enforcement Employees		Group A Offenses			
Sworn Male	24	Crimes Against Persons			
Sworn Female	4	Murder and Nonnegligent Manslaughter	1	1	0
Civilian Male	0	Negligent Manslaughter	0	0	0
Civilian Female	4	Kidnapping/Abduction	9	6	0
Total:	32	Forcible Rape	7	0	1
		Forcible Sodomy	0	0	0
Offense Overview		Sexual Assault With An Object	4	0	0
Incident Total	697	Forcible Fondling	1	1	0
Offense Total	830	Incest	0	0	0
Group A Crimes per 100,000 population	7,953.0	Statutory Rape	2	0	0
		Aggravated Assault	7	8	0
Arrest Overview		Simple Assault	81	49	6
Total Arrests	689	Intimidation	12	3	0
Adult Arrests	657	Human Trafficking, Commercial Sex Acts	0	0	0
Juvenile Arrests	32	Human Trafficking, Involuntary Servitude	0	0	0
Unknown Age	0	Crimes Against Property			
Arrests per 100,000 population	7,861.7	Arson	1	2	0
		Bribery	0	0	0
		Burglary/Breaking & Entering	32	11	2
		Counterfeiting/Forgery	30	7	0
		Destruction/Damage/Vandalism of Property	84	12	0
		Embezzlement	33	32	0
		Extortion/Blackmail	0	0	0
		False Pretenses/Swindle/Confidence Game	44	8	0
		Credit Card/Automatic Teller Fraud	11	15	0
		Impersonation	3	0	0
		Welfare Fraud	0	0	0
		Wire Fraud	0	0	0
		Identity Theft	0	0	0
		Hacking/Computer Invasion	0	0	0
		Robbery	9	6	0
		Pocket-picking	0	0	0
		Purse-snatching	0	0	0
		Shoplifting	68	54	0
		Theft From Building	16	0	0
		Theft From Coin Operated Machine or Device	0	0	0
		Theft From Motor Vehicle	26	0	0
		Theft of Motor Vehicle Parts/Accessories	1	0	0
		All Other Larceny	106	18	0
		Motor Vehicle Theft	13	4	0
		Stolen Property Offenses	1	0	0
		Crimes Against Society			
		Drug/Narcotic Violations	170	76	1
		Drug Equipment Violations	35	12	0
		Betting/Wagering	0	0	0
		Operating/Promoting/Assisting Gambling	0	0	0
		Gambling Equipment Violations	0	0	0
		Sports Tampering	0	0	0
		Pornography/Obscene Material	1	0	0
		Prostitution	0	0	0
		Assisting or Promoting Prostitution	0	0	0
		Purchasing Prostitution	0	0	0
		Weapon Law Violations	22	16	0
		Animal Cruelty	0	0	0
		Total Group A Offenses	830	341	10
Group B Arrests					
Offense	Adult	Juvenile			
Bad Checks	2	0			
Curfew/Loitering/Vagrancy Violations	0	0			
Disorderly Conduct	6	0			
Driving Under the Influence	22	0			
Drunkenness	53	0			
Family Offenses (Nonviolent)	3	0			
Liquor Law Violations	2	0			
Peeping Tom	0	0			
Runaway	0	12			
Trespass of Real Property	34	0			
All Other Offenses	194	10			
Total Group B	316	22			

(*) Offenses are counted using the FBI Units of Count for Crime

(**) The 'Arrests' column shows arrests made for incidents during the selected period, regardless of arrest date. Arrest counts for the same period may change over time.

Purcellville Police Department - VA0530300 - NIBRS Agency Crime Overview - 2018

2018 Population Estimate	9,771	Offenses (*)			Arrests (**)	
		Group A Offenses	Reported	Adult	Juvenile	
Law Enforcement Employees		Crimes Against Persons				
Sworn Male	12	Murder and Nonnegligent Manslaughter	0	0	0	0
Sworn Female	2	Negligent Manslaughter	0	0	0	0
Civilian Male	0	Kidnapping/Abduction	0	0	0	0
Civilian Female	3	Forcible Rape	2	0	0	0
Total:	17	Forcible Sodomy	0	0	0	0
		Sexual Assault With An Object	1	0	0	0
		Forcible Fondling	1	0	0	0
Offense Overview		Incest	0	0	0	0
Incident Total	173	Statutory Rape	0	0	0	0
Offense Total	195	Aggravated Assault	9	2	0	0
Group A Crimes per 100,000 population	1,770.5	Simple Assault	17	6	0	0
		Intimidation	8	0	0	0
		Human Trafficking, Commercial Sex Acts	0	0	0	0
		Human Trafficking, Involuntary Servitude	0	0	0	0
Arrest Overview		Crimes Against Property				
Total Arrests	105	Arson	0	0	0	0
Adult Arrests	103	Bribery	0	0	0	0
Juvenile Arrests	2	Burglary/Breaking & Entering	2	0	0	0
Unknown Age	0	Counterfeiting/Forgery	7	4	0	0
Arrests per 100,000 population	1,074.6	Destruction/Damage/Vandalism of Property	37	0	0	0
		Embezzlement	1	0	0	0
		Extortion/Blackmail	0	0	0	0
		False Pretenses/Swindle/Confidence Game	15	0	0	0
		Credit Card/Automatic Teller Fraud	3	0	0	0
		Impersonation	2	0	0	0
		Welfare Fraud	5	0	0	0
		Wire Fraud	0	0	0	0
		Identity Theft	0	0	0	0
		Hacking/Computer Invasion	0	0	0	0
		Robbery	1	0	0	0
		Pocket-picking	0	0	0	0
		Purse-snatching	0	1	0	0
		Shoplifting	6	0	0	0
		Theft From Building	1	0	0	0
		Theft From Coin Operated Machine or Device	0	0	0	0
		Theft From Motor Vehicle	7	1	0	0
		Theft of Motor Vehicle Parts/Accessories	2	0	0	0
		All Other Larceny	26	1	0	0
		Motor Vehicle Theft	6	1	0	0
		Stolen Property Offenses	0	0	0	0
		Crimes Against Society				
		Drug/Narcotic Violations	26	19	0	0
		Drug Equipment Violations	5	0	0	0
		Betting/Wagering	0	0	0	0
		Operating/Promoting/Assisting Gambling	0	0	0	0
		Gambling Equipment Violations	0	0	0	0
		Sports Tampering	0	0	0	0
		Pornography/Obscene Material	1	0	0	0
		Prostitution	0	0	0	0
		Assisting or Promoting Prostitution	0	0	0	0
		Purchasing Prostitution	0	0	0	0
		Weapon Law Violations	4	3	0	0
		Animal Cruelty	0	0	0	0
		Total Group A Offenses	195	38	0	0
Group B Arrests						
Offense	Adult	Juvenile				
Bad Checks	0	0				
Curfew/Loitering/Vagrancy Violations	0	0				
Disorderly Conduct	0	0				
Driving Under the Influence	21	1				
Drunkenness	22	0				
Family Offenses (Nonviolent)	1	0				
Liquor Law Violations	1	0				
Peeping Tom	0	0				
Runaway	0	0				
Trespass of Real Property	2	0				
All Other Offenses	18	1				
Total Group B	65	2				

(*) Offenses are counted using the FBI Units of Count for Crime

(**) The 'Arrests' column shows arrests made for incidents during the selected period, regardless of arrest date. Arrest counts for the same period may change over time.

Quantico Police Department⁰ - VA0750400 - NIBRS Agency Crime Overview - 2018

2018 Population Estimate	520	Offenses (*)		
		Reported	Adult	Juvenile
Law Enforcement Employees		Group A Offenses		
		Crimes Against Persons		
Sworn Male	1	Murder and Nonnegligent Manslaughter	0	0
Sworn Female	0	Negligent Manslaughter	0	0
Civilian Male	0	Kidnapping/Abduction	0	0
Civilian Female	0	Forcible Rape	0	0
Total:	1	Forcible Sodomy	0	0
		Sexual Assault With An Object	0	0
		Forcible Fondling	0	0
		Incest	0	0
Offense Overview		Statutory Rape	0	0
Incident Total	0	Aggravated Assault	0	0
Offense Total	0	Simple Assault	0	0
Group A Crimes per 100,000 population	0.0	Intimidation	0	0
		Human Trafficking, Commercial Sex Acts	0	0
		Human Trafficking, Involuntary Servitude	0	0
Arrest Overview		Crimes Against Property		
Total Arrests	0	Arson	0	0
Adult Arrests	0	Bribery	0	0
Juvenile Arrests	0	Burglary/Breaking & Entering	0	0
Unknown Age	0	Counterfeiting/Forgery	0	0
Arrests per 100,000 population	0.0	Destruction/Damage/Vandalism of Property	0	0
		Embezzlement	0	0
		Extortion/Blackmail	0	0
		False Pretenses/Swindle/Confidence Game	0	0
		Credit Card/Automatic Teller Fraud	0	0
		Impersonation	0	0
		Welfare Fraud	0	0
		Wire Fraud	0	0
		Identity Theft	0	0
		Hacking/Computer Invasion	0	0
		Robbery	0	0
		Pocket-picking	0	0
		Purse-snatching	0	0
		Shoplifting	0	0
		Theft From Building	0	0
		Theft From Coin Operated Machine or Device	0	0
		Theft From Motor Vehicle	0	0
		Theft of Motor Vehicle Parts/Accessories	0	0
		All Other Larceny	0	0
		Motor Vehicle Theft	0	0
		Stolen Property Offenses	0	0
		Crimes Against Society		
		Drug/Narcotic Violations	0	0
		Drug Equipment Violations	0	0
		Betting/Wagering	0	0
		Operating/Promoting/Assisting Gambling	0	0
		Gambling Equipment Violations	0	0
		Sports Tampering	0	0
		Pornography/Obscene Material	0	0
		Prostitution	0	0
		Assisting or Promoting Prostitution	0	0
		Purchasing Prostitution	0	0
		Weapon Law Violations	0	0
		Animal Cruelty	0	0
		Total Group A Offenses	0	0

Group B Arrests		
Offense	Adult	Juvenile
Bad Checks	0	0
Curfew/Loitering/Vagrancy Violations	0	0
Disorderly Conduct	0	0
Driving Under the Influence	0	0
Drunkenness	0	0
Family Offenses (Nonviolent)	0	0
Liquor Law Violations	0	0
Peeping Tom	0	0
Runaway	0	0
Trespass of Real Property	0	0
All Other Offenses	0	0
Total Group B	0	0

(*) Offenses are counted using the FBI Units of Count for Crime

(**) The 'Arrests' column shows arrests made for incidents during the selected period, regardless of arrest date. Arrest counts for the same period may change over time.

Radford City Police Department - VA1210000 - NIBRS Agency Crime Overview - 2018

2018 Population Estimate	18,041	Offenses (*)	Arrests (**)	
		Reported	Adult	Juvenile
Law Enforcement Employees		Group A Offenses		
		Crimes Against Persons		
Sworn Male	31	Murder and Nonnegligent Manslaughter	0	0
Sworn Female	4	Negligent Manslaughter	0	0
Civilian Male	2	Kidnapping/Abduction	2	0
Civilian Female	10	Forcible Rape	18	2
Total:	47	Forcible Sodomy	1	0
		Sexual Assault With An Object	2	0
		Forcible Fondling	13	1
		Incest	0	0
Offense Overview		Statutory Rape	0	0
Incident Total	976	Aggravated Assault	29	17
Offense Total	1,259	Simple Assault	217	77
Group A Crimes per 100,000 population	5,409.9	Intimidation	19	1
		Human Trafficking, Commercial Sex Acts	0	0
		Human Trafficking, Involuntary Servitude	0	0
		Crimes Against Property		
Arrest Overview		Arson	2	0
Total Arrests	861	Bribery	0	0
Adult Arrests	834	Burglary/Breaking & Entering	41	6
Juvenile Arrests	27	Counterfeiting/Forgery	15	7
Unknown Age	0	Destruction/Damage/Vandalism of Property	150	9
Arrests per 100,000 population	4,772.5	Embezzlement	1	1
		Extortion/Blackmail	2	0
		False Pretenses/Swindle/Confidence Game	30	4
		Credit Card/Automatic Teller Fraud	21	2
		Impersonation	13	4
		Welfare Fraud	0	0
		Wire Fraud	0	0
		Identity Theft	0	0
		Hacking/Computer Invasion	0	0
		Robbery	4	4
		Pocket-picking	0	0
		Purse-snatching	0	0
		Shoplifting	16	6
		Theft From Building	14	0
		Theft From Coin Operated Machine or Device	0	0
		Theft From Motor Vehicle	39	1
		Theft of Motor Vehicle Parts/Accessories	6	1
		All Other Larceny	127	9
		Motor Vehicle Theft	7	2
		Stolen Property Offenses	3	0
		Crimes Against Society		
		Drug/Narcotic Violations	284	174
		Drug Equipment Violations	146	0
		Betting/Wagering	0	0
		Operating/Promoting/Assisting Gambling	0	0
		Gambling Equipment Violations	0	0
		Sports Tampering	0	0
		Pornography/Obscene Material	9	2
		Prostitution	0	0
		Assisting or Promoting Prostitution	0	0
		Purchasing Prostitution	0	0
		Weapon Law Violations	28	8
		Animal Cruelty	0	0
		Total Group A Offenses	1,259	340
				7

Group B Arrests		
Offense	Adult	Juvenile
Bad Checks	0	0
Curfew/Loitering/Vagrancy Violations	0	0
Disorderly Conduct	2	0
Driving Under the Influence	59	0
Drunkenness	187	0
Family Offenses (Nonviolent)	2	0
Liquor Law Violations	72	6
Peeping Tom	0	0
Runaway	0	0
Trespass of Real Property	10	0
All Other Offenses	162	14
Total Group B	494	20

(*) Offenses are counted using the FBI Units of Count for Crime

(**) The 'Arrests' column shows arrests made for incidents during the selected period, regardless of arrest date. Arrest counts for the same period may change over time.

Rappahannock County Sheriff's Office - VA0780000 - NIBRS Agency Crime Overview - 2018

2018 Population Estimate	7,219	Offenses (*)	Arrests (**)	
		Reported	Adult	Juvenile
Law Enforcement Employees		Group A Offenses		
		Crimes Against Persons		
Sworn Male	11	Murder and Nonnegligent Manslaughter	0	0
Sworn Female	6	Negligent Manslaughter	0	0
Civilian Male	2	Kidnapping/Abduction	1	0
Civilian Female	2	Forcible Rape	1	0
Total:	21	Forcible Sodomy	0	0
		Sexual Assault With An Object	0	0
		Forcible Fondling	1	0
Offense Overview		Incest	0	0
Incident Total	119	Statutory Rape	0	0
Offense Total	131	Aggravated Assault	5	3
Group A Crimes per 100,000 population	1,648.4	Simple Assault	26	12
		Intimidation	0	0
		Human Trafficking, Commercial Sex Acts	0	0
		Human Trafficking, Involuntary Servitude	0	0
Arrest Overview		Crimes Against Property		
Total Arrests	164	Arson	1	0
Adult Arrests	159	Bribery	0	0
Juvenile Arrests	5	Burglary/Breaking & Entering	2	1
Unknown Age	0	Counterfeiting/Forgery	2	0
Arrests per 100,000 population	2,271.8	Destruction/Damage/Vandalism of Property	8	1
		Embezzlement	0	0
		Extortion/Blackmail	0	0
		False Pretenses/Swindle/Confidence Game	2	0
		Credit Card/Automatic Teller Fraud	0	0
		Impersonation	0	0
		Welfare Fraud	0	0
		Wire Fraud	0	0
		Identity Theft	0	0
		Hacking/Computer Invasion	0	0
		Robbery	0	0
		Pocket-picking	0	0
		Purse-snatching	0	0
		Shoplifting	0	0
		Theft From Building	5	0
		Theft From Coin Operated Machine or Device	0	0
		Theft From Motor Vehicle	4	0
		Theft of Motor Vehicle Parts/Accessories	1	0
		All Other Larceny	11	0
		Motor Vehicle Theft	2	0
		Stolen Property Offenses	0	0
		Crimes Against Society		
		Drug/Narcotic Violations	49	42
		Drug Equipment Violations	6	1
		Betting/Wagering	0	0
		Operating/Promoting/Assisting Gambling	0	0
		Gambling Equipment Violations	0	0
		Sports Tampering	0	0
		Pornography/Obscene Material	1	0
		Prostitution	0	0
		Assisting or Promoting Prostitution	0	0
		Purchasing Prostitution	0	0
		Weapon Law Violations	3	1
		Animal Cruelty	0	0
		Total Group A Offenses	131	61
				0

Group B Arrests	Adult	Juvenile
Bad Checks	0	0
Curfew/Loitering/Vagrancy Violations	0	0
Disorderly Conduct	0	0
Driving Under the Influence	40	0
Drunkenness	5	0
Family Offenses (Nonviolent)	4	0
Liquor Law Violations	4	3
Peeping Tom	0	0
Runaway	0	1
Trespass of Real Property	3	0
All Other Offenses	42	1
Total Group B	98	5

(*) Offenses are counted using the FBI Units of Count for Crime

(**) The 'Arrests' column shows arrests made for incidents during the selected period, regardless of arrest date. Arrest counts for the same period may change over time.

Remington Police Department⁰ - VA0300100 - NIBRS Agency Crime Overview - 2018

2018 Population Estimate	639		Offenses (*)	Arrests (**)	
			Reported	Adult	Juvenile
Law Enforcement Employees		Group A Offenses			
		Crimes Against Persons			
Sworn Male	1	Murder and Nonnegligent Manslaughter	0	0	0
Sworn Female	0	Negligent Manslaughter	0	0	0
Civilian Male	0	Kidnapping/Abduction	0	0	0
Civilian Female	0	Forcible Rape	0	0	0
Total:	1	Forcible Sodomy	0	0	0
		Sexual Assault With An Object	0	0	0
		Forcible Fondling	0	0	0
		Incest	0	0	0
Offense Overview		Statutory Rape	0	0	0
Incident Total	0	Aggravated Assault	0	0	0
Offense Total	0	Simple Assault	0	0	0
Group A Crimes per 100,000 population	0.0	Intimidation	0	0	0
		Human Trafficking, Commercial Sex Acts	0	0	0
		Human Trafficking, Involuntary Servitude	0	0	0
Arrest Overview		Crimes Against Property			
Total Arrests	0	Arson	0	0	0
Adult Arrests	0	Bribery	0	0	0
Juvenile Arrests	0	Burglary/Breaking & Entering	0	0	0
Unknown Age	0	Counterfeiting/Forgery	0	0	0
Arrests per 100,000 population	0.0	Destruction/Damage/Vandalism of Property	0	0	0
		Embezzlement	0	0	0
		Extortion/Blackmail	0	0	0
		False Pretenses/Swindle/Confidence Game	0	0	0
		Credit Card/Automatic Teller Fraud	0	0	0
		Impersonation	0	0	0
		Welfare Fraud	0	0	0
		Wire Fraud	0	0	0
		Identity Theft	0	0	0
		Hacking/Computer Invasion	0	0	0
		Robbery	0	0	0
		Pocket-picking	0	0	0
		Purse-snatching	0	0	0
		Shoplifting	0	0	0
		Theft From Building	0	0	0
		Theft From Coin Operated Machine or Device	0	0	0
		Theft From Motor Vehicle	0	0	0
		Theft of Motor Vehicle Parts/Accessories	0	0	0
		All Other Larceny	0	0	0
		Motor Vehicle Theft	0	0	0
		Stolen Property Offenses	0	0	0
		Crimes Against Society			
		Drug/Narcotic Violations	0	0	0
		Drug Equipment Violations	0	0	0
		Betting/Wagering	0	0	0
		Operating/Promoting/Assisting Gambling	0	0	0
		Gambling Equipment Violations	0	0	0
		Sports Tampering	0	0	0
		Pornography/Obscene Material	0	0	0
		Prostitution	0	0	0
		Assisting or Promoting Prostitution	0	0	0
		Purchasing Prostitution	0	0	0
		Weapon Law Violations	0	0	0
		Animal Cruelty	0	0	0
		Total Group A Offenses	0	0	0

(*) Offenses are counted using the FBI Units of Count for Crime

(**) The 'Arrests' column shows arrests made for incidents during the selected period, regardless of arrest date. Arrest counts for the same period may change over time.

Rich Creek Police Department - VA0350400 - NIBRS Agency Crime Overview - 2018

2018 Population Estimate		747	Offenses (*)	Arrests (**)	
			Reported	Adult	Juvenile
Law Enforcement Employees			Group A Offenses		
			Crimes Against Persons		
Sworn Male	1		Murder and Nonnegligent Manslaughter	0	0
Sworn Female	0		Negligent Manslaughter	0	0
Civilian Male	0		Kidnapping/Abduction	1	0
Civilian Female	0		Forcible Rape	1	1
Total:	1		Forcible Sodomy	0	0
			Sexual Assault With An Object	1	0
			Forcible Fondling	3	2
Offense Overview			Incest	0	0
Incident Total	54		Statutory Rape	1	1
Offense Total	61		Aggravated Assault	0	0
Group A Crimes per 100,000 population	7,228.9		Simple Assault	5	3
			Intimidation	0	0
			Human Trafficking, Commercial Sex Acts	0	0
			Human Trafficking, Involuntary Servitude	0	0
Arrest Overview			Crimes Against Property		
Total Arrests	33		Arson	0	0
Adult Arrests	33		Bribery	0	0
Juvenile Arrests	0		Burglary/Breaking & Entering	2	0
Unknown Age	0		Counterfeiting/Forgery	2	0
Arrests per 100,000 population	4,417.7		Destruction/Damage/Vandalism of Property	2	1
			Embezzlement	1	0
			Extortion/Blackmail	1	1
			False Pretenses/Swindle/Confidence Game	3	1
			Credit Card/Automatic Teller Fraud	5	0
			Impersonation	1	0
			Welfare Fraud	0	0
			Wire Fraud	0	0
			Identity Theft	0	0
			Hacking/Computer Invasion	0	0
			Robbery	0	0
			Pocket-picking	0	0
			Purse-snatching	1	0
			Shoplifting	0	1
			Theft From Building	7	0
			Theft From Coin Operated Machine or Device	0	0
			Theft From Motor Vehicle	1	0
			Theft of Motor Vehicle Parts/Accessories	0	0
			All Other Larceny	6	2
			Motor Vehicle Theft	1	0
			Stolen Property Offenses	1	0
			Crimes Against Society		
			Drug/Narcotic Violations	13	10
			Drug Equipment Violations	1	0
			Betting/Wagering	0	0
			Operating/Promoting/Assisting Gambling	0	0
			Gambling Equipment Violations	0	0
			Sports Tampering	0	0
			Pornography/Obscene Material	0	0
			Prostitution	0	0
			Assisting or Promoting Prostitution	1	0
			Purchasing Prostitution	0	0
			Weapon Law Violations	0	0
			Animal Cruelty	0	0
			Total Group A Offenses	61	23
					0
Group B Arrests					
Offense	Adult	Juvenile			
Bad Checks	0	0			
Curfew/Loitering/Vagrancy Violations	0	0			
Disorderly Conduct	0	0			
Driving Under the Influence	0	0			
Drunkenness	1	0			
Family Offenses (Nonviolent)	0	0			
Liquor Law Violations	0	0			
Peeping Tom	0	0			
Runaway	0	0			
Trespass of Real Property	0	0			
All Other Offenses	9	0			
Total Group B	10	0			

(*) Offenses are counted using the FBI Units of Count for Crime

(**) The 'Arrests' column shows arrests made for incidents during the selected period, regardless of arrest date. Arrest counts for the same period may change over time.

Richlands Police Department - VA0920300 - NIBRS Agency Crime Overview - 2018

2018 Population Estimate		5,325	Offenses (*)	Arrests (**)	
			Reported	Adult	Juvenile
Law Enforcement Employees			Group A Offenses		
			Crimes Against Persons		
Sworn Male	15		Murder and Nonnegligent Manslaughter	0	0
Sworn Female	2		Negligent Manslaughter	0	0
Civilian Male	1		Kidnapping/Abduction	2	1
Civilian Female	4		Forcible Rape	2	0
Total:	22		Forcible Sodomy	1	0
			Sexual Assault With An Object	0	0
			Forcible Fondling	2	0
Offense Overview			Incest	0	0
Incident Total	395		Statutory Rape	1	1
Offense Total	463		Aggravated Assault	13	9
Group A Crimes per 100,000 population	7,417.8		Simple Assault	73	54
			Intimidation	6	3
			Human Trafficking, Commercial Sex Acts	0	0
			Human Trafficking, Involuntary Servitude	0	0
Arrest Overview			Crimes Against Property		
Total Arrests	310		Arson	2	2
Adult Arrests	306		Bribery	0	0
Juvenile Arrests	4		Burglary/Breaking & Entering	23	7
Unknown Age	0		Counterfeiting/Forgery	11	1
Arrests per 100,000 population	5,821.6		Destruction/Damage/Vandalism of Property	58	5
			Embezzlement	3	1
			Extortion/Blackmail	0	0
			False Pretenses/Swindle/Confidence Game	21	7
			Credit Card/Automatic Teller Fraud	7	0
			Impersonation	1	0
			Welfare Fraud	0	0
			Wire Fraud	0	0
			Identity Theft	0	0
			Hacking/Computer Invasion	0	0
			Robbery	0	0
			Pocket-picking	0	0
			Purse-snatching	1	0
			Shoplifting	15	6
			Theft From Building	4	0
			Theft From Coin Operated Machine or Device	0	0
			Theft From Motor Vehicle	9	1
			Theft of Motor Vehicle Parts/Accessories	0	0
			All Other Larceny	73	12
			Motor Vehicle Theft	8	2
			Stolen Property Offenses	2	1
			Crimes Against Society		
			Drug/Narcotic Violations	93	48
			Drug Equipment Violations	21	9
			Betting/Wagering	0	0
			Operating/Promoting/Assisting Gambling	0	0
			Gambling Equipment Violations	0	0
			Sports Tampering	0	0
			Pornography/Obscene Material	0	0
			Prostitution	0	0
			Assisting or Promoting Prostitution	0	0
			Purchasing Prostitution	0	0
			Weapon Law Violations	11	6
			Animal Cruelty	0	0
			Total Group A Offenses	463	176
					2
Group B Arrests					
Offense	Adult	Juvenile			
Bad Checks	10	0			
Curfew/Loitering/Vagrancy Violations	0	0			
Disorderly Conduct	5	0			
Driving Under the Influence	3	0			
Drunkenness	48	0			
Family Offenses (Nonviolent)	6	0			
Liquor Law Violations	2	1			
Peeping Tom	0	0			
Runaway	0	0			
Trespass of Real Property	3	0			
All Other Offenses	53	1			
Total Group B	130	2			

(*) Offenses are counted using the FBI Units of Count for Crime

(**) The 'Arrests' column shows arrests made for incidents during the selected period, regardless of arrest date. Arrest counts for the same period may change over time.

Richmond CO Sheriffs Office - VA0790000 - NIBRS Agency Crime Overview - 2018

2018 Population Estimate	7,660	Offenses (*)	Arrests (**)		
		Reported	Adult	Juvenile	
Law Enforcement Employees		Group A Offenses			
Sworn Male	13	Crimes Against Persons			
Sworn Female	0	Murder and Nonnegligent Manslaughter	1	0	0
Civilian Male	0	Negligent Manslaughter	0	0	0
Civilian Female	8	Kidnapping/Abduction	3	0	0
Total:	21	Forcible Rape	1	0	0
		Forcible Sodomy	0	0	0
		Sexual Assault With An Object	0	0	0
		Forcible Fondling	0	0	0
		Incest	0	0	0
Offense Overview		Statutory Rape	0	0	0
Incident Total	84	Aggravated Assault	1	2	0
Offense Total	94	Simple Assault	24	15	0
Group A Crimes per 100,000 population	1,096.6	Intimidation	0	0	0
		Human Trafficking, Commercial Sex Acts	0	0	0
		Human Trafficking, Involuntary Servitude	0	0	0
		Crimes Against Property			
Arrest Overview		Arson	0	0	0
Total Arrests	125	Bribery	0	0	0
Adult Arrests	125	Burglary/Breaking & Entering	8	2	0
Juvenile Arrests	0	Counterfeiting/Forgery	0	0	0
Unknown Age	0	Destruction/Damage/Vandalism of Property	11	2	0
Arrests per 100,000 population	1,631.9	Embezzlement	0	0	0
		Extortion/Blackmail	0	0	0
		False Pretenses/Swindle/Confidence Game	0	0	0
		Credit Card/Automatic Teller Fraud	0	0	0
		Impersonation	0	0	0
		Welfare Fraud	0	0	0
		Wire Fraud	0	0	0
		Identity Theft	0	0	0
		Hacking/Computer Invasion	0	0	0
		Robbery	2	0	0
		Pocket-picking	0	0	0
		Purse-snatching	0	0	0
		Shoplifting	0	0	0
		Theft From Building	3	0	0
		Theft From Coin Operated Machine or Device	0	0	0
		Theft From Motor Vehicle	4	0	0
		Theft of Motor Vehicle Parts/Accessories	0	0	0
		All Other Larceny	8	1	0
		Motor Vehicle Theft	4	0	0
		Stolen Property Offenses	1	1	0
		Crimes Against Society			
		Drug/Narcotic Violations	20	14	0
		Drug Equipment Violations	0	0	0
		Betting/Wagering	0	0	0
		Operating/Promoting/Assisting Gambling	0	0	0
		Gambling Equipment Violations	0	0	0
		Sports Tampering	0	0	0
		Pornography/Obscene Material	0	0	0
		Prostitution	0	0	0
		Assisting or Promoting Prostitution	0	0	0
		Purchasing Prostitution	0	0	0
		Weapon Law Violations	3	2	0
		Animal Cruelty	0	0	0
		Total Group A Offenses	94	39	0
Group B Arrests					
Offense	Adult	Juvenile			
Bad Checks	0	0			
Curfew/Loitering/Vagrancy Violations	0	0			
Disorderly Conduct	0	0			
Driving Under the Influence	5	0			
Drunkenness	3	0			
Family Offenses (Nonviolent)	2	0			
Liquor Law Violations	0	0			
Peeping Tom	0	0			
Runaway	0	0			
Trespass of Real Property	0	0			
All Other Offenses	76	0			
Total Group B	86	0			

(*) Offenses are counted using the FBI Units of Count for Crime

(**) The 'Arrests' column shows arrests made for incidents during the selected period, regardless of arrest date. Arrest counts for the same period may change over time.

Richmond Police Department - VA1220000 - NIBRS Agency Crime Overview - 2018

2018 Population Estimate	226,919	Offenses (*)	Arrests (**)		
		Reported	Adult	Juvenile	
Law Enforcement Employees		Group A Offenses			
		Crimes Against Persons			
Sworn Male	603	Murder and Nonnegligent Manslaughter	52	79	1
Sworn Female	134	Negligent Manslaughter	0	0	0
Civilian Male	26	Kidnapping/Abduction	50	65	0
Civilian Female	78	Forcible Rape	39	4	0
Total:	841	Forcible Sodomy	29	1	0
		Sexual Assault With An Object	10	1	0
		Forcible Fondling	83	23	5
		Incest	2	0	0
Offense Overview		Statutory Rape	8	1	0
Incident Total	20,332	Aggravated Assault	646	302	6
Offense Total	21,859	Simple Assault	3,545	1,450	176
Group A Crimes per 100,000 population	8,960.0	Intimidation	233	34	8
		Human Trafficking, Commercial Sex Acts	0	0	0
		Human Trafficking, Involuntary Servitude	0	0	0
		Crimes Against Property			
Arrest Overview		Arson	50	7	1
Total Arrests	10,190	Bribery	0	0	0
Adult Arrests	9,700	Burglary/Breaking & Entering	1,122	87	7
Juvenile Arrests	490	Counterfeiting/Forgery	344	28	0
Unknown Age	0	Destruction/Damage/Vandalism of Property	3,487	175	18
Arrests per 100,000 population	4,490.6	Embezzlement	80	27	0
		Extortion/Blackmail	11	1	0
		False Pretenses/Swindle/Confidence Game	318	29	1
		Credit Card/Automatic Teller Fraud	319	7	0
		Impersonation	107	72	1
		Welfare Fraud	1	0	0
		Wire Fraud	16	0	0
		Identity Theft	0	0	0
		Hacking/Computer Invasion	0	0	0
		Robbery	428	118	14
		Pocket-picking	13	0	0
		Purse-snatching	21	0	0
		Shoplifting	1,120	106	14
		Theft From Building	1,013	0	0
		Theft From Coin Operated Machine or Device	1	0	0
		Theft From Motor Vehicle	2,388	0	0
		Theft of Motor Vehicle Parts/Accessories	555	0	0
		All Other Larceny	1,474	350	34
		Motor Vehicle Theft	1,193	73	21
		Stolen Property Offenses	46	91	21
		Crimes Against Society			
		Drug/Narcotic Violations	1,939	1,345	43
		Drug Equipment Violations	66	23	0
		Betting/Wagering	1	4	0
		Operating/Promoting/Assisting Gambling	0	0	0
		Gambling Equipment Violations	0	0	0
		Sports Tampering	0	0	0
		Pornography/Obscene Material	83	1	1
		Prostitution	27	16	0
		Assisting or Promoting Prostitution	2	4	0
		Purchasing Prostitution	0	0	0
		Weapon Law Violations	937	330	18
		Animal Cruelty	0	0	0
		Total Group A Offenses	21,859	4,854	390
		Group B Arrests			
Offense		Adult	Juvenile		
Bad Checks	12	0			
Curfew/Loitering/Vagrancy Violations	0	1			
Disorderly Conduct	120	32			
Driving Under the Influence	28	1			
Drunkenness	441	0			
Family Offenses (Nonviolent)	191	3			
Liquor Law Violations	70	0			
Peeping Tom	2	0			
Runaway	0	0			
Trespass of Real Property	446	21			
All Other Offenses	3,536	42			
Total Group B	4,846	100			

(*) Offenses are counted using the FBI Units of Count for Crime

(**) The 'Arrests' column shows arrests made for incidents during the selected period, regardless of arrest date. Arrest counts for the same period may change over time.

Roanoke City Police Department - VA1230000 - NIBRS Agency Crime Overview - 2018

2018 Population Estimate	100,033			Offenses (*)	Arrests (**)	
		Group A Offenses	Reported	Adult	Juvenile	
Law Enforcement Employees		Crimes Against Persons				
Sworn Male	219	Murder and Nonnegligent Manslaughter	12	11	0	
Sworn Female	44	Negligent Manslaughter	1	0	0	
Civilian Male	7	Kidnapping/Abduction	23	15	0	
Civilian Female	39	Forcible Rape	31	0	1	
Total:	309	Forcible Sodomy	14	1	1	
Offense Overview		Sexual Assault With An Object	5	0	0	
Incident Total	11,618	Forcible Fondling	37	3	0	
Offense Total	13,409	Incest	0	0	0	
Group A Crimes per 100,000 population	11,614.2	Statutory Rape	0	0	0	
Arrest Overview		Aggravated Assault	268	136	5	
Total Arrests	6,390	Simple Assault	2,989	925	30	
Adult Arrests	6,132	Intimidation	604	33	3	
Juvenile Arrests	255	Human Trafficking, Commercial Sex Acts	0	0	0	
Unknown Age	3	Human Trafficking, Involuntary Servitude	0	0	0	
Arrests per 100,000 population	6,387.9	Crimes Against Property				
		Arson	26	4	2	
		Bribery	0	0	0	
		Burglary/Breaking & Entering	458	37	2	
		Counterfeiting/Forgery	317	9	0	
		Destruction/Damage/Vandalism of Property	1,488	106	2	
		Embezzlement	67	25	0	
		Extortion/Blackmail	3	1	0	
		False Pretenses/Swindle/Confidence Game	108	13	0	
		Credit Card/Automatic Teller Fraud	207	6	0	
		Impersonation	45	0	0	
		Welfare Fraud	2	0	0	
		Wire Fraud	20	0	0	
		Identity Theft	0	0	0	
		Hacking/Computer Invasion	0	0	0	
		Robbery	105	32	4	
		Pocket-picking	2	0	0	
		Purse-snatching	3	0	0	
		Shoplifting	902	460	24	
		Theft From Building	352	16	0	
		Theft From Coin Operated Machine or Device	1	0	0	
		Theft From Motor Vehicle	696	14	1	
		Theft of Motor Vehicle Parts/Accessories	355	3	0	
		All Other Larceny	1,344	128	10	
		Motor Vehicle Theft	375	39	14	
		Stolen Property Offenses	12	4	0	
		Crimes Against Society				
		Drug/Narcotic Violations	1,957	811	11	
		Drug Equipment Violations	207	16	0	
		Betting/Wagering	0	0	0	
		Operating/Promoting/Assisting Gambling	0	0	0	
		Gambling Equipment Violations	0	0	0	
		Sports Tampering	0	0	0	
		Pornography/Obscene Material	8	0	0	
		Prostitution	4	2	0	
		Assisting or Promoting Prostitution	0	0	0	
		Purchasing Prostitution	0	0	0	
		Weapon Law Violations	361	89	11	
		Animal Cruelty	0	0	0	
		Total Group A Offenses	13,409	2,939	121	

(*) Offenses are counted using the FBI Units of Count for Crime

(**) The 'Arrests' column shows arrests made for incidents during the selected period, regardless of arrest date. Arrest counts for the same period may change over time.

Roanoke County Police Department - VA0800300 - NIBRS Agency Crime Overview - 2018

2018 Population Estimate		85,607		Offenses (*)	Arrests (**)	
				Reported	Adult	Juvenile
Law Enforcement Employees				Group A Offenses		
				Crimes Against Persons		
Sworn Male	118	Murder and Nonnegligent Manslaughter		6	1	0
Sworn Female	22	Negligent Manslaughter		0	0	0
Civilian Male	0	Kidnapping/Abduction		14	8	0
Civilian Female	14	Forcible Rape		26	2	0
Total:	154	Forcible Sodomy		14	0	2
				Sexual Assault With An Object		3
				Forcible Fondling		30
				Incest		0
Offense Overview				Statutory Rape		2
Incident Total	3,987			94	36	3
Offense Total	5,032			939	321	41
Group A Crimes per 100,000 population	4,657.3			84	7	2
				Human Trafficking, Commercial Sex Acts		0
				Human Trafficking, Involuntary Servitude		0
				Crimes Against Property		
Arrest Overview				Arson		1
Total Arrests	3,534			0	0	0
Adult Arrests	3,339			148	16	2
Juvenile Arrests	195			60	18	0
Unknown Age	0			353	30	9
Arrests per 100,000 population	4,128.2			21	13	1
				Extortion/Blackmail		8
				False Pretenses/Swindle/Confidence Game		142
				Credit Card/Automatic Teller Fraud		124
				Impersonation		91
				Welfare Fraud		1
				Wire Fraud		69
				Identity Theft		0
				Hacking/Computer Invasion		0
				Robbery		30
				Pocket-picking		2
				Purse-snatching		0
				Shoplifting		555
				Theft From Building		225
				Theft From Coin Operated Machine or Device		1
				Theft From Motor Vehicle		220
				Theft of Motor Vehicle Parts/Accessories		60
				All Other Larceny		136
				Motor Vehicle Theft		85
				Stolen Property Offenses		18
				Crimes Against Society		
				Drug/Narcotic Violations		757
				Drug Equipment Violations		566
				Betting/Wagering		0
				Operating/Promoting/Assisting Gambling		0
				Gambling Equipment Violations		0
				Sports Tampering		0
				Pornography/Obscene Material		26
				Prostitution		0
				Assisting or Promoting Prostitution		0
				Purchasing Prostitution		0
				Weapon Law Violations		121
				Animal Cruelty		0
				Total Group A Offenses		5,032
						1,399
						113

Group B Arrests		
Offense	Adult	Juvenile
Bad Checks	4	0
Curfew/Loitering/Vagrancy Violations	0	1
Disorderly Conduct	6	1
Driving Under the Influence	331	0
Drunkenness	83	0
Family Offenses (Nonviolent)	1	0
Liquor Law Violations	7	12
Peeping Tom	0	0
Runaway	0	0
Trespass of Real Property	42	3
All Other Offenses	1,466	65
Total Group B	1,940	82

(*) Offenses are counted using the FBI Units of Count for Crime

(**) The 'Arrests' column shows arrests made for incidents during the selected period, regardless of arrest date. Arrest counts for the same period may change over time.

Rockbridge County Sheriff's Office - VA0810000 - NIBRS Agency Crime Overview - 2018

2018 Population Estimate	21,432	Offenses (*)	Arrests (**)		
		Reported	Adult	Juvenile	
Law Enforcement Employees		Group A Offenses			
		Crimes Against Persons			
Sworn Male	37	Murder and Nonnegligent Manslaughter	1	0	0
Sworn Female	1	Negligent Manslaughter	0	0	0
Civilian Male	0	Kidnapping/Abduction	5	2	0
Civilian Female	3	Forcible Rape	4	0	1
Total:	41	Forcible Sodomy	1	0	0
		Sexual Assault With An Object	1	1	0
		Forcible Fondling	2	0	0
		Incest	0	0	0
Offense Overview		Statutory Rape	0	0	0
Incident Total	586	Aggravated Assault	19	14	1
Offense Total	754	Simple Assault	95	65	7
Group A Crimes per 100,000 population	2,734.2	Intimidation	3	1	0
		Human Trafficking, Commercial Sex Acts	0	0	0
		Human Trafficking, Involuntary Servitude	0	0	0
		Crimes Against Property			
Arrest Overview		Arson	1	0	1
Total Arrests	697	Bribery	0	0	0
Adult Arrests	664	Burglary/Breaking & Entering	33	7	0
Juvenile Arrests	33	Counterfeiting/Forgery	10	3	0
Unknown Age	0	Destruction/Damage/Vandalism of Property	47	9	2
Arrests per 100,000 population	3,252.1	Embezzlement	5	3	0
		Extortion/Blackmail	1	0	0
		False Pretenses/Swindle/Confidence Game	34	6	0
		Credit Card/Automatic Teller Fraud	9	2	0
		Impersonation	0	0	0
		Welfare Fraud	0	0	0
		Wire Fraud	0	0	0
		Identity Theft	0	0	0
		Hacking/Computer Invasion	0	0	0
		Robbery	0	0	0
		Pocket-picking	2	0	2
		Purse-snatching	0	0	0
		Shoplifting	48	37	1
		Theft From Building	28	4	0
		Theft From Coin Operated Machine or Device	0	0	0
		Theft From Motor Vehicle	16	4	1
		Theft of Motor Vehicle Parts/Accessories	15	0	0
		All Other Larceny	55	5	4
		Motor Vehicle Theft	16	7	1
		Stolen Property Offenses	1	0	0
		Crimes Against Society			
		Drug/Narcotic Violations	178	185	2
		Drug Equipment Violations	103	4	0
		Betting/Wagering	0	0	0
		Operating/Promoting/Assisting Gambling	0	0	0
		Gambling Equipment Violations	0	0	0
		Sports Tampering	0	0	0
		Pornography/Obscene Material	2	1	0
		Prostitution	0	0	0
		Assisting or Promoting Prostitution	0	0	0
		Purchasing Prostitution	0	0	0
		Weapon Law Violations	19	10	3
		Animal Cruelty	0	0	0
		Total Group A Offenses	754	370	26
		Group B Arrests			
Offense		Adult	Juvenile		
Bad Checks	3	0			
Curfew/Loitering/Vagrancy Violations	0	0			
Disorderly Conduct	3	5			
Driving Under the Influence	26	0			
Drunkenness	40	0			
Family Offenses (Nonviolent)	2	0			
Liquor Law Violations	1	0			
Peeping Tom	0	0			
Runaway	0	0			
Trespass of Real Property	15	1			
All Other Offenses	204	1			
Total Group B	294	7			

(*) Offenses are counted using the FBI Units of Count for Crime

(**) The 'Arrests' column shows arrests made for incidents during the selected period, regardless of arrest date. Arrest counts for the same period may change over time.

Rockingham CO Sheriff's Dept - VA0820000 - NIBRS Agency Crime Overview - 2018

2018 Population Estimate	61,590	Offenses (*)	Arrests (**)		
		Reported	Adult	Juvenile	
Law Enforcement Employees		Group A Offenses			
		Crimes Against Persons			
Sworn Male	57	Murder and Nonnegligent Manslaughter	1	0	0
Sworn Female	7	Negligent Manslaughter	0	0	0
Civilian Male	1	Kidnapping/Abduction	11	4	0
Civilian Female	16	Forcible Rape	7	0	0
Total:	81	Forcible Sodomy	8	0	1
		Sexual Assault With An Object	5	0	0
		Forcible Fondling	39	0	0
Offense Overview		Incest	2	1	0
Incident Total	1,137	Statutory Rape	1	1	0
Offense Total	1,469	Aggravated Assault	32	16	0
Group A Crimes per 100,000 population	1,846.1	Simple Assault	126	51	17
		Intimidation	4	1	0
		Human Trafficking, Commercial Sex Acts	0	0	0
		Human Trafficking, Involuntary Servitude	0	0	0
Arrest Overview		Crimes Against Property			
Total Arrests	1,268	Arson	3	0	0
Adult Arrests	1,174	Bribery	0	0	0
Juvenile Arrests	94	Burglary/Breaking & Entering	130	12	3
Unknown Age	0	Counterfeiting/Forgery	21	5	0
Arrests per 100,000 population	2,058.8	Destruction/Damage/Vandalism of Property	151	18	0
		Embezzlement	11	3	0
		Extortion/Blackmail	1	0	0
		False Pretenses/Swindle/Confidence Game	51	23	0
		Credit Card/Automatic Teller Fraud	19	1	0
		Impersonation	6	3	0
		Welfare Fraud	0	0	0
		Wire Fraud	11	0	0
		Identity Theft	0	0	0
		Hacking/Computer Invasion	0	0	0
		Robbery	0	0	0
		Pocket-picking	0	0	0
		Purse-snatching	0	0	0
		Shoplifting	54	37	0
		Theft From Building	29	0	1
		Theft From Coin Operated Machine or Device	0	0	0
		Theft From Motor Vehicle	51	5	0
		Theft of Motor Vehicle Parts/Accessories	41	0	0
		All Other Larceny	165	38	0
		Motor Vehicle Theft	12	3	0
		Stolen Property Offenses	11	8	0
		Crimes Against Society			
		Drug/Narcotic Violations	264	198	20
		Drug Equipment Violations	159	6	0
		Betting/Wagering	0	0	0
		Operating/Promoting/Assisting Gambling	0	0	0
		Gambling Equipment Violations	0	0	0
		Sports Tampering	0	0	0
		Pornography/Obscene Material	10	2	0
		Prostitution	0	0	0
		Assisting or Promoting Prostitution	0	0	0
		Purchasing Prostitution	0	0	0
		Weapon Law Violations	33	18	3
		Animal Cruelty	0	0	0
		Total Group A Offenses	1,469	454	45
Group B Arrests					
Offense	Adult	Juvenile			
Bad Checks	5	0			
Curfew/Loitering/Vagrancy Violations	0	0			
Disorderly Conduct	6	3			
Driving Under the Influence	89	0			
Drunkenness	106	0			
Family Offenses (Nonviolent)	24	0			
Liquor Law Violations	4	3			
Peeping Tom	0	0			
Runaway	0	1			
Trespass of Real Property	39	0			
All Other Offenses	447	42			
Total Group B	720	49			

(*) Offenses are counted using the FBI Units of Count for Crime

(**) The 'Arrests' column shows arrests made for incidents during the selected period, regardless of arrest date. Arrest counts for the same period may change over time.

Rocky Mount Police Department - VA0330100 - NIBRS Agency Crime Overview - 2018

2018 Population Estimate		4,764	Offenses (*)		Arrests (**)	
			Reported	Adult	Juvenile	
Law Enforcement Employees			Group A Offenses			
			Crimes Against Persons			
Sworn Male	20	Murder and Nonnegligent Manslaughter	0	0	0	
Sworn Female	3	Negligent Manslaughter	0	0	0	
Civilian Male	0	Kidnapping/Abduction	0	0	0	
Civilian Female	2	Forcible Rape	1	1	0	
Total:	25	Forcible Sodomy	0	0	0	
		Sexual Assault With An Object	0	0	0	
		Forcible Fondling	0	0	0	
		Incest	0	0	0	
Offense Overview		Statutory Rape	0	0	0	
Incident Total	434	Aggravated Assault	7	3	1	
Offense Total	530	Simple Assault	91	39	8	
Group A Crimes per 100,000 population	9,110.0	Intimidation	12	2	0	
		Human Trafficking, Commercial Sex Acts	0	0	0	
		Human Trafficking, Involuntary Servitude	0	0	0	
Arrest Overview		Crimes Against Property				
Total Arrests	529	Arson	0	0	0	
Adult Arrests	461	Bribery	0	0	0	
Juvenile Arrests	66	Burglary/Breaking & Entering	4	0	0	
Unknown Age	2	Counterfeiting/Forgery	3	1	0	
Arrests per 100,000 population	11,104.1	Destruction/Damage/Vandalism of Property	58	1	2	
		Embezzlement	1	1	0	
		Extortion/Blackmail	0	0	0	
		False Pretenses/Swindle/Confidence Game	7	2	0	
		Credit Card/Automatic Teller Fraud	15	1	0	
		Impersonation	0	0	0	
		Welfare Fraud	0	0	0	
		Wire Fraud	1	0	0	
		Identity Theft	0	0	0	
		Hacking/Computer Invasion	0	0	0	
		Robbery	4	1	0	
		Pocket-picking	0	0	0	
		Purse-snatching	0	0	0	
		Shoplifting	73	50	2	
		Theft From Building	6	0	0	
		Theft From Coin Operated Machine or Device	2	0	0	
		Theft From Motor Vehicle	11	0	0	
		Theft of Motor Vehicle Parts/Accessories	6	2	0	
		All Other Larceny	40	7	2	
		Motor Vehicle Theft	2	0	0	
		Stolen Property Offenses	2	1	0	
		Crimes Against Society				
		Drug/Narcotic Violations	120	82	19	
		Drug Equipment Violations	46	3	0	
		Betting/Wagering	0	0	0	
		Operating/Promoting/Assisting Gambling	0	0	0	
		Gambling Equipment Violations	0	0	0	
		Sports Tampering	0	0	0	
		Pornography/Obscene Material	1	0	0	
		Prostitution	0	0	0	
		Assisting or Promoting Prostitution	0	0	0	
		Purchasing Prostitution	0	0	0	
		Weapon Law Violations	17	6	0	
		Animal Cruelty	0	0	0	
		Total Group A Offenses	530	203	34	
Group B Arrests						
Offense	Adult	Juvenile				
Bad Checks	1	0				
Curfew/Loitering/Vagrancy Violations	0	0				
Disorderly Conduct	7	8				
Driving Under the Influence	22	0				
Drunkenness	41	3				
Family Offenses (Nonviolent)	0	0				
Liquor Law Violations	2	6				
Peeping Tom	0	0				
Runaway	0	0				
Trespass of Real Property	14	1				
All Other Offenses	171	14				
Total Group B	258	32				

(*) Offenses are counted using the FBI Units of Count for Crime

(**) The 'Arrests' column shows arrests made for incidents during the selected period, regardless of arrest date. Arrest counts for the same period may change over time.

Rural Retreat Police Dept - VA0970300 - NIBRS Agency Crime Overview - 2018

2018 Population Estimate		1,462	Offenses (*)	Arrests (**)	
			Reported	Adult	Juvenile
Law Enforcement Employees			Group A Offenses		
			Crimes Against Persons		
Sworn Male	1		Murder and Nonnegligent Manslaughter	0	0
Sworn Female	0		Negligent Manslaughter	0	0
Civilian Male	0		Kidnapping/Abduction	0	0
Civilian Female	0		Forcible Rape	0	0
Total:	1		Forcible Sodomy	0	0
			Sexual Assault With An Object	0	0
			Forcible Fondling	0	0
			Incest	0	0
Offense Overview			Statutory Rape	0	0
Incident Total	23		Aggravated Assault	0	0
Offense Total	25		Simple Assault	0	0
Group A Crimes per 100,000 population	1,573.2		Intimidation	0	0
			Human Trafficking, Commercial Sex Acts	0	0
			Human Trafficking, Involuntary Servitude	0	0
Arrest Overview			Crimes Against Property		
Total Arrests	13		Arson	0	0
Adult Arrests	13		Bribery	0	0
Juvenile Arrests	0		Burglary/Breaking & Entering	1	0
Unknown Age	0		Counterfeiting/Forgery	1	0
Arrests per 100,000 population	889.2		Destruction/Damage/Vandalism of Property	1	0
			Embezzlement	1	0
			Extortion/Blackmail	0	0
			False Pretenses/Swindle/Confidence Game	2	0
			Credit Card/Automatic Teller Fraud	1	0
			Impersonation	1	0
			Welfare Fraud	0	0
			Wire Fraud	0	0
			Identity Theft	0	0
			Hacking/Computer Invasion	0	0
			Robbery	0	0
			Pocket-picking	0	0
			Purse-snatching	0	0
			Shoplifting	3	0
			Theft From Building	1	0
			Theft From Coin Operated Machine or Device	0	0
			Theft From Motor Vehicle	6	0
			Theft of Motor Vehicle Parts/Accessories	0	0
			All Other Larceny	4	0
			Motor Vehicle Theft	0	0
			Stolen Property Offenses	1	0
			Crimes Against Society		
			Drug/Narcotic Violations	1	0
			Drug Equipment Violations	1	0
			Betting/Wagering	0	0
			Operating/Promoting/Assisting Gambling	0	0
			Gambling Equipment Violations	0	0
			Sports Tampering	0	0
			Pornography/Obscene Material	0	0
			Prostitution	0	0
			Assisting or Promoting Prostitution	0	0
			Purchasing Prostitution	0	0
			Weapon Law Violations	0	0
			Animal Cruelty	0	0
			Total Group A Offenses	25	7
					0
Group B Arrests					
Offense	Adult	Juvenile			
Bad Checks	0	0			
Curfew/Loitering/Vagrancy Violations	0	0			
Disorderly Conduct	0	0			
Driving Under the Influence	0	0			
Drunkenness	2	0			
Family Offenses (Nonviolent)	0	0			
Liquor Law Violations	0	0			
Peeping Tom	0	0			
Runaway	0	0			
Trespass of Real Property	1	0			
All Other Offenses	3	0			
Total Group B	6	0			

(*) Offenses are counted using the FBI Units of Count for Crime

(**) The 'Arrests' column shows arrests made for incidents during the selected period, regardless of arrest date. Arrest counts for the same period may change over time.

Russell CO Sheriff Office - VA0830000 - NIBRS Agency Crime Overview - 2018

2018 Population Estimate		22,487	Offenses (*)	Arrests (**)	
Law Enforcement Employees			Reported	Adult	Juvenile
Group A Offenses					
Crimes Against Persons					
Sworn Male	30	Murder and Nonnegligent Manslaughter	1	2	0
Sworn Female	4	Negligent Manslaughter	0	0	0
Civilian Male	7	Kidnapping/Abduction	9	4	1
Civilian Female	8	Forcible Rape	14	2	3
Total:	49	Forcible Sodomy	4	1	0
		Sexual Assault With An Object	5	0	0
		Forcible Fondling	15	0	0
Offense Overview		Incest	0	0	0
Incident Total	623	Statutory Rape	0	0	0
Offense Total	743	Aggravated Assault	23	12	0
Group A Crimes per 100,000 population	2,770.5	Simple Assault	170	133	3
		Intimidation	7	5	0
		Human Trafficking, Commercial Sex Acts	0	0	0
		Human Trafficking, Involuntary Servitude	0	0	0
Arrest Overview		Crimes Against Property			
Total Arrests	1,367	Arson	3	0	0
Adult Arrests	1,349	Bribery	0	0	0
Juvenile Arrests	18	Burglary/Breaking & Entering	39	9	0
Unknown Age	0	Counterfeiting/Forgery	9	3	0
Arrests per 100,000 population	6,079.1	Destruction/Damage/Vandalism of Property	64	14	0
		Embezzlement	2	0	0
		Extortion/Blackmail	0	0	0
		False Pretenses/Swindle/Confidence Game	27	8	0
		Credit Card/Automatic Teller Fraud	26	2	0
		Impersonation	3	0	0
		Welfare Fraud	0	0	0
		Wire Fraud	0	0	0
		Identity Theft	0	0	0
		Hacking/Computer Invasion	0	0	0
		Robbery	1	0	0
		Pocket-picking	0	2	0
		Purse-snatching	0	0	0
		Shoplifting	9	4	0
		Theft From Building	10	1	0
		Theft From Coin Operated Machine or Device	0	0	0
		Theft From Motor Vehicle	12	0	0
		Theft of Motor Vehicle Parts/Accessories	9	0	0
		All Other Larceny	107	29	0
		Motor Vehicle Theft	9	1	0
		Stolen Property Offenses	6	4	0
		Crimes Against Society			
		Drug/Narcotic Violations	107	86	3
		Drug Equipment Violations	17	7	0
		Betting/Wagering	0	0	0
		Operating/Promoting/Assisting Gambling	0	0	0
		Gambling Equipment Violations	0	0	0
		Sports Tampering	0	0	0
		Pornography/Obscene Material	5	1	1
		Prostitution	1	0	0
		Assisting or Promoting Prostitution	0	0	0
		Purchasing Prostitution	0	0	0
		Weapon Law Violations	29	13	0
		Animal Cruelty	0	0	0
		Total Group A Offenses	743	343	11
Group B Arrests					
Offense	Adult	Juvenile			
Bad Checks	17	0			
Curfew/Loitering/Vagrancy Violations	0	0			
Disorderly Conduct	1	0			
Driving Under the Influence	19	0			
Drunkenness	43	0			
Family Offenses (Nonviolent)	2	0			
Liquor Law Violations	1	0			
Peeping Tom	0	0			
Runaway	0	0			
Trespass of Real Property	8	0			
All Other Offenses	915	7			
Total Group B	1,006	7			

(*) Offenses are counted using the FBI Units of Count for Crime

(**) The 'Arrests' column shows arrests made for incidents during the selected period, regardless of arrest date. Arrest counts for the same period may change over time.

Salem Police Department - VA0800100 - NIBRS Agency Crime Overview - 2018

2018 Population Estimate	25,704	Offenses (*)		Arrests (**)		
		Reported	Adult	Juvenile		
Law Enforcement Employees		Group A Offenses				
		Crimes Against Persons				
Sworn Male	55	Murder and Nonnegligent Manslaughter	1	2	0	
Sworn Female	4	Negligent Manslaughter	0	0	0	
Civilian Male	4	Kidnapping/Abduction	8	10	0	
Civilian Female	21	Forcible Rape	4	0	0	
Total:	84	Forcible Sodomy	2	1	0	
		Sexual Assault With An Object	2	0	0	
		Forcible Fondling	4	2	1	
		Incest	0	0	0	
Offense Overview		Statutory Rape	0	0	0	
Incident Total	1,517	Aggravated Assault	7	4	0	
Offense Total	1,752	Simple Assault	316	171	26	
Group A Crimes per 100,000 population	5,901.8	Intimidation	0	0	0	
		Human Trafficking, Commercial Sex Acts	0	0	0	
		Human Trafficking, Involuntary Servitude	0	0	0	
Arrest Overview		Crimes Against Property				
Total Arrests	1,275	Arson	2	0	4	
Adult Arrests	1,124	Bribery	0	0	0	
Juvenile Arrests	151	Burglary/Breaking & Entering	30	8	1	
Unknown Age	0	Counterfeiting/Forgery	85	17	0	
Arrests per 100,000 population	4,960.3	Destruction/Damage/Vandalism of Property	207	23	9	
		Embezzlement	15	15	0	
		Extortion/Blackmail	0	0	0	
		False Pretenses/Swindle/Confidence Game	68	35	0	
		Credit Card/Automatic Teller Fraud	38	1	0	
		Impersonation	0	0	0	
		Welfare Fraud	0	0	0	
		Wire Fraud	3	0	0	
		Identity Theft	0	0	0	
		Hacking/Computer Invasion	0	0	0	
		Robbery	8	13	6	
		Pocket-picking	1	0	0	
		Purse-snatching	0	0	0	
		Shoplifting	126	96	5	
		Theft From Building	112	29	5	
		Theft From Coin Operated Machine or Device	0	0	0	
		Theft From Motor Vehicle	103	33	9	
		Theft of Motor Vehicle Parts/Accessories	21	0	0	
		All Other Larceny	91	16	3	
		Motor Vehicle Theft	37	18	2	
		Stolen Property Offenses	4	0	0	
		Crimes Against Society				
		Drug/Narcotic Violations	392	263	34	
		Drug Equipment Violations	10	0	0	
		Betting/Wagering	0	0	0	
		Operating/Promoting/Assisting Gambling	0	0	0	
		Gambling Equipment Violations	0	0	0	
		Sports Tampering	0	0	0	
		Pornography/Obscene Material	7	2	2	
		Prostitution	0	0	0	
		Assisting or Promoting Prostitution	0	0	0	
		Purchasing Prostitution	0	0	0	
		Weapon Law Violations	48	17	2	
		Animal Cruelty	0	0	0	
		Total Group A Offenses	1,752	776	109	
Group B Arrests						
Offense	Adult	Juvenile				
Bad Checks	3	0				
Curfew/Loitering/Vagrancy Violations	0	0				
Disorderly Conduct	9	4				
Driving Under the Influence	124	0				
Drunkenness	147	0				
Family Offenses (Nonviolent)	2	0				
Liquor Law Violations	36	6				
Peeping Tom	0	0				
Runaway	0	32				
Trespass of Real Property	27	0				
All Other Offenses	0	0				
Total Group B	348	42				

(*) Offenses are counted using the FBI Units of Count for Crime

(**) The 'Arrests' column shows arrests made for incidents during the selected period, regardless of arrest date. Arrest counts for the same period may change over time.

Saltville - VA0860200 - NIBRS Agency Crime Overview - 2018

2018 Population Estimate		1,942	Offenses (*)	Arrests (**)	
			Reported	Adult	Juvenile
Law Enforcement Employees			Group A Offenses		
			Crimes Against Persons		
Sworn Male	7		Murder and Nonnegligent Manslaughter	0	0
Sworn Female	0		Negligent Manslaughter	0	0
Civilian Male	0		Kidnapping/Abduction	0	0
Civilian Female	0		Forcible Rape	1	0
Total:	7		Forcible Sodomy	0	0
			Sexual Assault With An Object	0	0
			Forcible Fondling	0	0
Offense Overview			Incest	0	0
Incident Total	37		Statutory Rape	0	0
Offense Total	40		Aggravated Assault	0	1
Group A Crimes per 100,000 population	1,905.3		Simple Assault	7	5
			Intimidation	0	0
			Human Trafficking, Commercial Sex Acts	0	0
			Human Trafficking, Involuntary Servitude	0	0
Arrest Overview			Crimes Against Property		
Total Arrests	68		Arson	0	0
Adult Arrests	67		Bribery	0	0
Juvenile Arrests	0		Burglary/Breaking & Entering	3	0
Unknown Age	1		Counterfeiting/Forgery	1	1
Arrests per 100,000 population	3,501.5		Destruction/Damage/Vandalism of Property	2	0
			Embezzlement	0	0
			Extortion/Blackmail	0	0
			False Pretenses/Swindle/Confidence Game	1	0
			Credit Card/Automatic Teller Fraud	0	0
			Impersonation	0	0
			Welfare Fraud	0	0
			Wire Fraud	0	0
			Identity Theft	0	0
			Hacking/Computer Invasion	0	0
			Robbery	0	0
			Pocket-picking	0	0
			Purse-snatching	0	0
			Shoplifting	2	2
			Theft From Building	0	0
			Theft From Coin Operated Machine or Device	0	0
			Theft From Motor Vehicle	0	0
			Theft of Motor Vehicle Parts/Accessories	0	0
			All Other Larceny	6	2
			Motor Vehicle Theft	0	0
			Stolen Property Offenses	0	0
			Crimes Against Society		
			Drug/Narcotic Violations	12	14
			Drug Equipment Violations	5	1
			Betting/Wagering	0	0
			Operating/Promoting/Assisting Gambling	0	0
			Gambling Equipment Violations	0	0
			Sports Tampering	0	0
			Pornography/Obscene Material	0	0
			Prostitution	0	0
			Assisting or Promoting Prostitution	0	0
			Purchasing Prostitution	0	0
			Weapon Law Violations	0	0
			Animal Cruelty	0	0
			Total Group A Offenses	40	26
					0
Group B Arrests					
Offense	Adult	Juvenile			
Bad Checks	1	0			
Curfew/Loitering/Vagrancy Violations	0	0			
Disorderly Conduct	0	0			
Driving Under the Influence	3	0			
Drunkenness	1	0			
Family Offenses (Nonviolent)	0	0			
Liquor Law Violations	0	0			
Peeping Tom	0	0			
Runaway	0	0			
Trespass of Real Property	2	0			
All Other Offenses	34	0			
Total Group B	41	0			

(*) Offenses are counted using the FBI Units of Count for Crime

(**) The 'Arrests' column shows arrests made for incidents during the selected period, regardless of arrest date. Arrest counts for the same period may change over time.

Scott County Sheriff's Office - VA0840000 - NIBRS Agency Crime Overview - 2018

2018 Population Estimate	18,979	Offenses (*)	Arrests (**)		
		Reported	Adult	Juvenile	
Law Enforcement Employees		Group A Offenses			
		Crimes Against Persons			
Sworn Male	28	Murder and Nonnegligent Manslaughter	1	1	0
Sworn Female	2	Negligent Manslaughter	0	0	0
Civilian Male	3	Kidnapping/Abduction	13	9	0
Civilian Female	4	Forcible Rape	5	1	0
Total:	37	Forcible Sodomy	1	1	0
		Sexual Assault With An Object	0	0	0
		Forcible Fondling	4	0	0
Offense Overview		Incest	0	0	0
Incident Total	573	Statutory Rape	0	0	0
Offense Total	684	Aggravated Assault	11	10	0
Group A Crimes per 100,000 population	3,019.1	Simple Assault	79	65	1
		Intimidation	3	2	0
		Human Trafficking, Commercial Sex Acts	0	0	0
		Human Trafficking, Involuntary Servitude	0	0	0
Arrest Overview		Crimes Against Property			
Total Arrests	930	Arson	5	1	0
Adult Arrests	928	Bribery	0	0	0
Juvenile Arrests	1	Burglary/Breaking & Entering	44	22	0
Unknown Age	1	Counterfeiting/Forgery	17	5	0
Arrests per 100,000 population	4,900.2	Destruction/Damage/Vandalism of Property	72	11	0
		Embezzlement	0	0	0
		Extortion/Blackmail	1	1	0
		False Pretenses/Swindle/Confidence Game	19	8	0
		Credit Card/Automatic Teller Fraud	8	1	0
		Impersonation	0	0	0
		Welfare Fraud	1	0	0
		Wire Fraud	0	0	0
		Identity Theft	0	0	0
		Hacking/Computer Invasion	0	0	0
		Robbery	3	5	0
		Pocket-picking	0	1	0
		Purse-snatching	0	0	0
		Shoplifting	9	5	0
		Theft From Building	16	2	0
		Theft From Coin Operated Machine or Device	0	0	0
		Theft From Motor Vehicle	7	2	0
		Theft of Motor Vehicle Parts/Accessories	4	0	0
		All Other Larceny	93	36	0
		Motor Vehicle Theft	18	6	0
		Stolen Property Offenses	6	4	0
		Crimes Against Society			
		Drug/Narcotic Violations	186	187	0
		Drug Equipment Violations	23	3	0
		Betting/Wagering	0	0	0
		Operating/Promoting/Assisting Gambling	0	0	0
		Gambling Equipment Violations	0	0	0
		Sports Tampering	0	0	0
		Pornography/Obscene Material	7	1	0
		Prostitution	0	0	0
		Assisting or Promoting Prostitution	0	0	0
		Purchasing Prostitution	0	0	0
		Weapon Law Violations	28	10	0
		Animal Cruelty	0	0	0
		Total Group A Offenses	684	400	1
Group B Arrests					
Offense	Adult	Juvenile			
Bad Checks	5	0			
Curfew/Loitering/Vagrancy Violations	0	0			
Disorderly Conduct	3	0			
Driving Under the Influence	29	0			
Drunkenness	37	0			
Family Offenses (Nonviolent)	0	0			
Liquor Law Violations	2	0			
Peeping Tom	0	0			
Runaway	0	0			
Trespass of Real Property	22	0			
All Other Offenses	430	0			
Total Group B	528	0			

(*) Offenses are counted using the FBI Units of Count for Crime

(**) The 'Arrests' column shows arrests made for incidents during the selected period, regardless of arrest date. Arrest counts for the same period may change over time.

Shenandoah County Sheriff's Office - VA0850000 - NIBRS Agency Crime Overview - 2018

2018 Population Estimate		26,781	Offenses (*)	Arrests (**)	
			Reported	Adult	Juvenile
Law Enforcement Employees			Group A Offenses		
			Crimes Against Persons		
Sworn Male	51		Murder and Nonnegligent Manslaughter	0	0
Sworn Female	9		Negligent Manslaughter	0	0
Civilian Male	1		Kidnapping/Abduction	5	2
Civilian Female	5		Forcible Rape	14	2
Total:	66		Forcible Sodomy	5	2
			Sexual Assault With An Object	4	0
			Forcible Fondling	16	1
			Incest	0	0
			Statutory Rape	1	0
			Aggravated Assault	25	9
			Simple Assault	226	80
			Intimidation	27	4
			Human Trafficking, Commercial Sex Acts	0	0
			Human Trafficking, Involuntary Servitude	0	0
			Crimes Against Property		
			Arson	0	1
			Bribery	0	0
			Burglary/Breaking & Entering	38	0
			Counterfeiting/Forgery	10	2
			Destruction/Damage/Vandalism of Property	178	10
			Embezzlement	1	0
			Extortion/Blackmail	1	0
			False Pretenses/Swindle/Confidence Game	35	2
			Credit Card/Automatic Teller Fraud	3	0
			Impersonation	8	0
			Welfare Fraud	0	0
			Wire Fraud	0	0
			Identity Theft	0	0
			Hacking/Computer Invasion	0	0
			Robbery	1	0
			Pocket-picking	0	0
			Purse-snatching	0	0
			Shoplifting	2	0
			Theft From Building	70	8
			Theft From Coin Operated Machine or Device	0	0
			Theft From Motor Vehicle	32	0
			Theft of Motor Vehicle Parts/Accessories	0	0
			All Other Larceny	62	6
			Motor Vehicle Theft	12	1
			Stolen Property Offenses	1	0
			Crimes Against Society		
			Drug/Narcotic Violations	165	110
			Drug Equipment Violations	5	2
			Betting/Wagering	0	0
			Operating/Promoting/Assisting Gambling	0	0
			Gambling Equipment Violations	0	0
			Sports Tampering	0	0
			Pornography/Obscene Material	11	0
			Prostitution	0	0
			Assisting or Promoting Prostitution	0	0
			Purchasing Prostitution	0	0
			Weapon Law Violations	23	13
			Animal Cruelty	0	0
			Total Group A Offenses	981	255
					36
Offense Overview					
Incident Total	822				
Offense Total	981				
Group A Crimes per 100,000 population	3,069.3				
Arrest Overview					
Total Arrests	716				
Adult Arrests	654				
Juvenile Arrests	62				
Unknown Age	0				
Arrests per 100,000 population	2,673.5				
Group B Arrests					
Offense	Adult	Juvenile			
Bad Checks	2	0			
Curfew/Loitering/Vagrancy Violations	0	0			
Disorderly Conduct	1	12			
Driving Under the Influence	19	0			
Drunkenness	26	3			
Family Offenses (Nonviolent)	2	0			
Liquor Law Violations	0	1			
Peeping Tom	0	0			
Runaway	0	1			
Trespass of Real Property	8	0			
All Other Offenses	341	9			
Total Group B	399	26			

(*) Offenses are counted using the FBI Units of Count for Crime

(**) The 'Arrests' column shows arrests made for incidents during the selected period, regardless of arrest date. Arrest counts for the same period may change over time.

Shenandoah Police Department - VA0690200 - NIBRS Agency Crime Overview - 2018

2018 Population Estimate	2,323	Offenses (*)	Arrests (**)	
		Reported	Adult	Juvenile
Law Enforcement Employees		Group A Offenses		
		Crimes Against Persons		
Sworn Male	5	Murder and Nonnegligent Manslaughter	0	0
Sworn Female	0	Negligent Manslaughter	0	0
Civilian Male	0	Kidnapping/Abduction	1	0
Civilian Female	1	Forcible Rape	0	0
Total:	6	Forcible Sodomy	0	0
		Sexual Assault With An Object	0	0
		Forcible Fondling	1	0
		Incest	0	0
Offense Overview		Statutory Rape	0	0
Incident Total	64	Aggravated Assault	1	1
Offense Total	80	Simple Assault	11	7
Group A Crimes per 100,000 population	2,755.1	Intimidation	0	0
		Human Trafficking, Commercial Sex Acts	0	0
		Human Trafficking, Involuntary Servitude	0	0
Arrest Overview		Crimes Against Property		
Total Arrests	33	Arson	0	0
Adult Arrests	32	Bribery	0	0
Juvenile Arrests	1	Burglary/Breaking & Entering	1	0
Unknown Age	0	Counterfeiting/Forgery	0	0
Arrests per 100,000 population	1,420.6	Destruction/Damage/Vandalism of Property	8	3
		Embezzlement	1	0
		Extortion/Blackmail	0	0
		False Pretenses/Swindle/Confidence Game	3	0
		Credit Card/Automatic Teller Fraud	0	0
		Impersonation	1	0
		Welfare Fraud	0	0
		Wire Fraud	0	0
		Identity Theft	0	0
		Hacking/Computer Invasion	0	0
		Robbery	1	0
		Pocket-picking	0	0
		Purse-snatching	0	0
		Shoplifting	3	1
		Theft From Building	1	0
		Theft From Coin Operated Machine or Device	0	0
		Theft From Motor Vehicle	0	0
		Theft of Motor Vehicle Parts/Accessories	0	0
		All Other Larceny	16	0
		Motor Vehicle Theft	2	0
		Stolen Property Offenses	0	0
		Crimes Against Society		
		Drug/Narcotic Violations	19	7
		Drug Equipment Violations	5	1
		Betting/Wagering	0	0
		Operating/Promoting/Assisting Gambling	0	0
		Gambling Equipment Violations	0	0
		Sports Tampering	0	0
		Pornography/Obscene Material	0	0
		Prostitution	0	0
		Assisting or Promoting Prostitution	0	0
		Purchasing Prostitution	0	0
		Weapon Law Violations	5	3
		Animal Cruelty	0	0
		Total Group A Offenses	80	24
			0	0
Group B Arrests				
Offense		Adult	Juvenile	
Bad Checks	0	0		
Curfew/Loitering/Vagrancy Violations	0	0		
Disorderly Conduct	0	0		
Driving Under the Influence	4	1		
Drunkenness	3	0		
Family Offenses (Nonviolent)	0	0		
Liquor Law Violations	0	0		
Peeping Tom	0	0		
Runaway	0	0		
Trespass of Real Property	0	0		
All Other Offenses	1	0		
Total Group B	8	1		

(*) Offenses are counted using the FBI Units of Count for Crime

(**) The 'Arrests' column shows arrests made for incidents during the selected period, regardless of arrest date. Arrest counts for the same period may change over time.

Smithfield Police Department - VA0460100 - NIBRS Agency Crime Overview - 2018

2018 Population Estimate	8,355	Offenses (*)	Arrests (**)	
		Reported	Adult	Juvenile
Law Enforcement Employees		Group A Offenses		
		Crimes Against Persons		
Sworn Male	19	Murder and Nonnegligent Manslaughter	0	0
Sworn Female	0	Negligent Manslaughter	0	0
Civilian Male	0	Kidnapping/Abduction	5	0
Civilian Female	4	Forcible Rape	0	0
Total:	23	Forcible Sodomy	0	0
		Sexual Assault With An Object	0	0
		Forcible Fondling	3	0
		Incest	0	0
Offense Overview		Statutory Rape	1	1
Incident Total	334	Aggravated Assault	7	4
Offense Total	370	Simple Assault	74	17
Group A Crimes per 100,000 population	3,997.6	Intimidation	3	0
		Human Trafficking, Commercial Sex Acts	0	0
		Human Trafficking, Involuntary Servitude	0	0
		Crimes Against Property		
Arrest Overview		Arson	2	0
Total Arrests	139	Bribery	0	0
Adult Arrests	138	Burglary/Breaking & Entering	14	1
Juvenile Arrests	1	Counterfeiting/Forgery	8	1
Unknown Age	0	Destruction/Damage/Vandalism of Property	48	2
Arrests per 100,000 population	1,663.7	Embezzlement	2	1
		Extortion/Blackmail	0	0
		False Pretenses/Swindle/Confidence Game	18	0
		Credit Card/Automatic Teller Fraud	0	0
		Impersonation	0	0
		Welfare Fraud	0	0
		Wire Fraud	2	0
		Identity Theft	0	0
		Hacking/Computer Invasion	0	0
		Robbery	0	0
		Pocket-picking	0	0
		Purse-snatching	0	0
		Shoplifting	36	2
		Theft From Building	2	0
		Theft From Coin Operated Machine or Device	0	0
		Theft From Motor Vehicle	27	1
		Theft of Motor Vehicle Parts/Accessories	1	0
		All Other Larceny	35	3
		Motor Vehicle Theft	15	4
		Stolen Property Offenses	1	1
		Crimes Against Society		
		Drug/Narcotic Violations	57	43
		Drug Equipment Violations	0	0
		Betting/Wagering	0	0
		Operating/Promoting/Assisting Gambling	0	0
		Gambling Equipment Violations	0	0
		Sports Tampering	0	0
		Pornography/Obscene Material	0	0
		Prostitution	0	0
		Assisting or Promoting Prostitution	0	0
		Purchasing Prostitution	0	0
		Weapon Law Violations	9	4
		Animal Cruelty	0	0
		Total Group A Offenses	370	85
			1	1

(*) Offenses are counted using the FBI Units of Count for Crime

(**) The 'Arrests' column shows arrests made for incidents during the selected period, regardless of arrest date. Arrest counts for the same period may change over time.

Smyth County Sheriff's Office - VA0860000 - NIBRS Agency Crime Overview - 2018

2018 Population Estimate	21,145	Offenses (*)	Arrests (**)		
		Reported	Adult	Juvenile	
Law Enforcement Employees		Group A Offenses			
Sworn Male	38	Crimes Against Persons			
Sworn Female	2	Murder and Nonnegligent Manslaughter	0	1	0
Civilian Male	3	Negligent Manslaughter	0	0	0
Civilian Female	4	Kidnapping/Abduction	5	4	0
Total:	47	Forcible Rape	6	1	0
		Forcible Sodomy	3	0	0
		Sexual Assault With An Object	1	0	0
		Forcible Fondling	13	1	0
Offense Overview		Incest	2	0	0
Incident Total	823	Statutory Rape	0	0	0
Offense Total	866	Aggravated Assault	14	10	0
Group A Crimes per 100,000 population	3,892.2	Simple Assault	116	70	24
		Intimidation	6	3	1
		Human Trafficking, Commercial Sex Acts	0	0	0
		Human Trafficking, Involuntary Servitude	0	0	0
Arrest Overview		Crimes Against Property			
Total Arrests	999	Arson	3	0	0
Adult Arrests	922	Bribery	0	0	0
Juvenile Arrests	75	Burglary/Breaking & Entering	21	1	0
Unknown Age	2	Counterfeiting/Forgery	8	1	0
Arrests per 100,000 population	4,724.5	Destruction/Damage/Vandalism of Property	51	5	0
		Embezzlement	1	0	0
		Extortion/Blackmail	0	0	0
		False Pretenses/Swindle/Confidence Game	12	0	0
		Credit Card/Automatic Teller Fraud	4	0	0
		Impersonation	0	0	0
		Welfare Fraud	0	0	0
		Wire Fraud	1	0	0
		Identity Theft	0	0	0
		Hacking/Computer Invasion	0	0	0
		Robbery	2	3	0
		Pocket-picking	0	0	0
		Purse-snatching	0	0	0
		Shoplifting	4	1	0
		Theft From Building	15	0	3
		Theft From Coin Operated Machine or Device	0	0	0
		Theft From Motor Vehicle	17	0	0
		Theft of Motor Vehicle Parts/Accessories	4	2	0
		All Other Larceny	126	17	2
		Motor Vehicle Theft	22	0	0
		Stolen Property Offenses	2	0	1
		Crimes Against Society			
		Drug/Narcotic Violations	369	224	6
		Drug Equipment Violations	7	3	0
		Betting/Wagering	0	0	0
		Operating/Promoting/Assisting Gambling	0	0	0
		Gambling Equipment Violations	0	0	0
		Sports Tampering	0	0	0
		Pornography/Obscene Material	1	0	0
		Prostitution	0	0	0
		Assisting or Promoting Prostitution	0	0	0
		Purchasing Prostitution	0	0	0
		Weapon Law Violations	30	10	1
		Animal Cruelty	0	0	0
		Total Group A Offenses	866	357	38
Group B Arrests					
Offense	Adult	Juvenile			
Bad Checks	2	0			
Curfew/Loitering/Vagrancy Violations	0	0			
Disorderly Conduct	0	0			
Driving Under the Influence	19	0			
Drunkenness	39	1			
Family Offenses (Nonviolent)	1	0			
Liquor Law Violations	0	0			
Peeping Tom	1	0			
Runaway	0	0			
Trespass of Real Property	17	0			
All Other Offenses	486	36			
Total Group B	565	37			

(*) Offenses are counted using the FBI Units of Count for Crime

(**) The 'Arrests' column shows arrests made for incidents during the selected period, regardless of arrest date. Arrest counts for the same period may change over time.

South Boston Police Department - VA1240000 - NIBRS Agency Crime Overview - 2018

2018 Population Estimate	7,773	Offenses (*)	Arrests (**)		
		Reported	Adult	Juvenile	
Law Enforcement Employees		Group A Offenses			
		Crimes Against Persons			
Sworn Male	26	Murder and Nonnegligent Manslaughter	0	0	0
Sworn Female	2	Negligent Manslaughter	0	0	0
Civilian Male	0	Kidnapping/Abduction	2	0	0
Civilian Female	3	Forcible Rape	2	0	0
Total:	31	Forcible Sodomy	1	0	0
		Sexual Assault With An Object	0	0	0
		Forcible Fondling	2	0	0
		Incest	0	0	0
Offense Overview		Statutory Rape	1	0	0
Incident Total	693	Aggravated Assault	18	7	0
Offense Total	796	Simple Assault	128	22	3
Group A Crimes per 100,000 population	8,915.5	Intimidation	12	0	0
		Human Trafficking, Commercial Sex Acts	0	0	0
		Human Trafficking, Involuntary Servitude	0	0	0
		Crimes Against Property			
Arrest Overview		Arson	1	1	0
Total Arrests	336	Bribery	0	0	0
Adult Arrests	325	Burglary/Breaking & Entering	41	2	0
Juvenile Arrests	11	Counterfeiting/Forgery	22	1	0
Unknown Age	0	Destruction/Damage/Vandalism of Property	74	9	1
Arrests per 100,000 population	4,322.7	Embezzlement	6	1	0
		Extortion/Blackmail	0	0	0
		False Pretenses/Swindle/Confidence Game	18	2	0
		Credit Card/Automatic Teller Fraud	3	0	0
		Impersonation	4	0	0
		Welfare Fraud	0	0	0
		Wire Fraud	4	0	0
		Identity Theft	0	0	0
		Hacking/Computer Invasion	0	0	0
		Robbery	8	1	0
		Pocket-picking	1	0	0
		Purse-snatching	0	0	0
		Shoplifting	144	80	1
		Theft From Building	33	0	0
		Theft From Coin Operated Machine or Device	0	0	0
		Theft From Motor Vehicle	42	0	0
		Theft of Motor Vehicle Parts/Accessories	5	0	0
		All Other Larceny	68	15	0
		Motor Vehicle Theft	4	0	0
		Stolen Property Offenses	1	0	0
		Crimes Against Society			
		Drug/Narcotic Violations	95	62	3
		Drug Equipment Violations	24	0	0
		Betting/Wagering	0	0	0
		Operating/Promoting/Assisting Gambling	0	0	0
		Gambling Equipment Violations	0	0	0
		Sports Tampering	0	0	0
		Pornography/Obscene Material	2	0	0
		Prostitution	0	0	0
		Assisting or Promoting Prostitution	0	0	0
		Purchasing Prostitution	0	0	0
		Weapon Law Violations	30	15	0
		Animal Cruelty	0	0	0
		Total Group A Offenses	796	218	8
Group B Arrests					
Offense		Adult	Juvenile		
Bad Checks	2	0			
Curfew/Loitering/Vagrancy Violations	0	0			
Disorderly Conduct	3	0			
Driving Under the Influence	20	0			
Drunkenness	34	0			
Family Offenses (Nonviolent)	0	0			
Liquor Law Violations	0	1			
Peeping Tom	0	0			
Runaway	0	0			
Trespass of Real Property	11	1			
All Other Offenses	37	1			
Total Group B	107	3			

(*) Offenses are counted using the FBI Units of Count for Crime

(**) The 'Arrests' column shows arrests made for incidents during the selected period, regardless of arrest date. Arrest counts for the same period may change over time.

South Hill Police Department - VA0580500 - NIBRS Agency Crime Overview - 2018

2018 Population Estimate		4,377	Offenses (*)	Arrests (**)	
			Reported	Adult	Juvenile
Law Enforcement Employees			Group A Offenses		
			Crimes Against Persons		
Sworn Male	20		Murder and Nonnegligent Manslaughter	0	0
Sworn Female	1		Negligent Manslaughter	0	0
Civilian Male	0		Kidnapping/Abduction	0	0
Civilian Female	2		Forcible Rape	2	2
Total:	23		Forcible Sodomy	0	0
			Sexual Assault With An Object	0	0
			Forcible Fondling	1	0
Offense Overview			Incest	0	0
Incident Total	234		Statutory Rape	0	0
Offense Total	239		Aggravated Assault	7	7
Group A Crimes per 100,000 population	5,346.1		Simple Assault	34	16
			Intimidation	0	0
			Human Trafficking, Commercial Sex Acts	0	0
			Human Trafficking, Involuntary Servitude	0	0
Arrest Overview			Crimes Against Property		
Total Arrests	189		Arson	0	0
Adult Arrests	180		Bribery	0	0
Juvenile Arrests	9		Burglary/Breaking & Entering	9	1
Unknown Age	0		Counterfeiting/Forgery	3	0
Arrests per 100,000 population	4,318.0		Destruction/Damage/Vandalism of Property	42	2
			Embezzlement	2	2
			Extortion/Blackmail	0	0
			False Pretenses/Swindle/Confidence Game	1	2
			Credit Card/Automatic Teller Fraud	3	1
			Impersonation	1	1
			Welfare Fraud	0	0
			Wire Fraud	0	0
			Identity Theft	0	0
			Hacking/Computer Invasion	0	0
			Robbery	3	2
			Pocket-picking	0	0
			Purse-snatching	0	0
			Shoplifting	47	44
			Theft From Building	7	4
			Theft From Coin Operated Machine or Device	0	0
			Theft From Motor Vehicle	12	3
			Theft of Motor Vehicle Parts/Accessories	1	0
			All Other Larceny	38	19
			Motor Vehicle Theft	7	3
			Stolen Property Offenses	0	0
			Crimes Against Society		
			Drug/Narcotic Violations	18	15
			Drug Equipment Violations	0	0
			Betting/Wagering	0	0
			Operating/Promoting/Assisting Gambling	0	0
			Gambling Equipment Violations	0	0
			Sports Tampering	0	0
			Pornography/Obscene Material	1	1
			Prostitution	0	0
			Assisting or Promoting Prostitution	0	0
			Purchasing Prostitution	0	0
			Weapon Law Violations	0	0
			Animal Cruelty	0	0
			Total Group A Offenses	239	125
					7
Group B Arrests					
Offense	Adult	Juvenile			
Bad Checks	2	0			
Curfew/Loitering/Vagrancy Violations	0	0			
Disorderly Conduct	0	0			
Driving Under the Influence	18	1			
Drunkenness	13	0			
Family Offenses (Nonviolent)	0	0			
Liquor Law Violations	0	0			
Peeping Tom	0	0			
Runaway	0	0			
Trespass of Real Property	5	0			
All Other Offenses	17	1			
Total Group B	55	2			

(*) Offenses are counted using the FBI Units of Count for Crime

(**) The 'Arrests' column shows arrests made for incidents during the selected period, regardless of arrest date. Arrest counts for the same period may change over time.

Southampton County Sheriff's Office - VA0870000 - NIBRS Agency Crime Overview - 2018

2018 Population Estimate	17,319	Offenses (*)	Arrests (**)		
		Reported	Adult	Juvenile	
Law Enforcement Employees		Group A Offenses			
		Crimes Against Persons			
Sworn Male	58	Murder and Nonnegligent Manslaughter	2	1	0
Sworn Female	11	Negligent Manslaughter	0	0	0
Civilian Male	1	Kidnapping/Abduction	3	0	0
Civilian Female	17	Forcible Rape	6	1	0
Total:	87	Forcible Sodomy	2	0	0
		Sexual Assault With An Object	2	0	0
		Forcible Fondling	11	0	0
Offense Overview		Incest	0	0	0
Incident Total	614	Statutory Rape	0	0	0
Offense Total	686	Aggravated Assault	3	2	0
Group A Crimes per 100,000 population	3,545.2	Simple Assault	167	46	1
		Intimidation	26	1	0
		Human Trafficking, Commercial Sex Acts	0	0	0
		Human Trafficking, Involuntary Servitude	0	0	0
Arrest Overview		Crimes Against Property			
Total Arrests	244	Arson	0	0	0
Adult Arrests	235	Bribery	0	0	0
Juvenile Arrests	8	Burglary/Breaking & Entering	35	4	0
Unknown Age	1	Counterfeiting/Forgery	9	6	0
Arrests per 100,000 population	1,408.9	Destruction/Damage/Vandalism of Property	122	5	0
		Embezzlement	1	1	0
		Extortion/Blackmail	0	0	0
		False Pretenses/Swindle/Confidence Game	13	0	0
		Credit Card/Automatic Teller Fraud	11	1	0
		Impersonation	1	0	0
		Welfare Fraud	0	0	0
		Wire Fraud	0	0	0
		Identity Theft	0	0	0
		Hacking/Computer Invasion	0	0	0
		Robbery	5	2	0
		Pocket-picking	0	0	0
		Purse-snatching	0	0	0
		Shoplifting	2	0	0
		Theft From Building	13	1	0
		Theft From Coin Operated Machine or Device	0	0	0
		Theft From Motor Vehicle	21	2	0
		Theft of Motor Vehicle Parts/Accessories	16	1	0
		All Other Larceny	75	3	0
		Motor Vehicle Theft	17	1	0
		Stolen Property Offenses	1	2	0
		Crimes Against Society			
		Drug/Narcotic Violations	110	41	3
		Drug Equipment Violations	4	1	0
		Betting/Wagering	0	0	0
		Operating/Promoting/Assisting Gambling	0	0	0
		Gambling Equipment Violations	0	0	0
		Sports Tampering	0	0	0
		Pornography/Obscene Material	2	0	0
		Prostitution	0	0	0
		Assisting or Promoting Prostitution	0	0	0
		Purchasing Prostitution	0	0	0
		Weapon Law Violations	6	2	0
		Animal Cruelty	0	0	0
		Total Group A Offenses	686	124	4
		Group B Arrests			
Offense		Adult	Juvenile		
Bad Checks	1	0			
Curfew/Loitering/Vagrancy Violations	0	0			
Disorderly Conduct	0	0			
Driving Under the Influence	45	1			
Drunkenness	6	0			
Family Offenses (Nonviolent)	0	0			
Liquor Law Violations	1	0			
Peeping Tom	0	0			
Runaway	0	0			
Trespass of Real Property	3	0			
All Other Offenses	55	3			
Total Group B	111	4			

(*) Offenses are counted using the FBI Units of Count for Crime

(**) The 'Arrests' column shows arrests made for incidents during the selected period, regardless of arrest date. Arrest counts for the same period may change over time.

Spotsylvania County So - VA0880000 - NIBRS Agency Crime Overview - 2018

2018 Population Estimate	133,441	Offenses (*)	Arrests (**)		
		Reported	Adult	Juvenile	
Law Enforcement Employees		Group A Offenses			
Sworn Male	171	Crimes Against Persons			
Sworn Female	29	Murder and Nonnegligent Manslaughter	1	0	0
Civilian Male	6	Negligent Manslaughter	0	0	0
Civilian Female	45	Kidnapping/Abduction	26	20	0
Total:	251	Forcible Rape	33	2	0
		Forcible Sodomy	3	0	0
		Sexual Assault With An Object	1	3	0
		Forcible Fondling	83	15	0
Offense Overview		Incest	0	0	0
Incident Total	4,160	Statutory Rape	2	0	0
Offense Total	4,899	Aggravated Assault	149	73	5
Group A Crimes per 100,000 population	3,117.5	Simple Assault	944	243	2
		Intimidation	23	4	1
		Human Trafficking, Commercial Sex Acts	0	0	0
		Human Trafficking, Involuntary Servitude	0	0	0
Arrest Overview		Crimes Against Property			
Total Arrests	2,295	Arson	1	0	1
Adult Arrests	2,258	Bribery	0	0	0
Juvenile Arrests	37	Burglary/Breaking & Entering	172	24	4
Unknown Age	0	Counterfeiting/Forgery	79	17	0
Arrests per 100,000 population	1,719.9	Destruction/Damage/Vandalism of Property	474	18	0
		Embezzlement	62	28	0
		Extortion/Blackmail	0	0	0
		False Pretenses/Swindle/Confidence Game	295	19	0
		Credit Card/Automatic Teller Fraud	107	3	0
		Impersonation	2	12	0
		Welfare Fraud	1	0	0
		Wire Fraud	0	0	0
		Identity Theft	0	0	0
		Hacking/Computer Invasion	0	0	0
		Robbery	35	4	3
		Pocket-picking	0	0	0
		Purse-snatching	7	0	0
		Shoplifting	352	223	1
		Theft From Building	263	0	0
		Theft From Coin Operated Machine or Device	4	0	0
		Theft From Motor Vehicle	290	0	0
		Theft of Motor Vehicle Parts/Accessories	75	0	0
		All Other Larceny	267	77	3
		Motor Vehicle Theft	91	0	0
		Stolen Property Offenses	40	17	0
		Crimes Against Society			
		Drug/Narcotic Violations	815	566	2
		Drug Equipment Violations	99	51	0
		Betting/Wagering	0	0	0
		Operating/Promoting/Assisting Gambling	0	0	0
		Gambling Equipment Violations	0	0	0
		Sports Tampering	0	0	0
		Pornography/Obscene Material	4	3	0
		Prostitution	1	0	0
		Assisting or Promoting Prostitution	0	0	0
		Purchasing Prostitution	0	0	0
		Weapon Law Violations	98	11	0
		Animal Cruelty	0	0	0
		Total Group A Offenses	4,899	1,433	22
Group B Arrests					
Offense	Adult	Juvenile			
Bad Checks	11	0			
Curfew/Loitering/Vagrancy Violations	0	0			
Disorderly Conduct	17	0			
Driving Under the Influence	180	0			
Drunkenness	48	0			
Family Offenses (Nonviolent)	42	0			
Liquor Law Violations	6	0			
Peeping Tom	0	0			
Runaway	0	11			
Trespass of Real Property	35	2			
All Other Offenses	486	2			
Total Group B	825	15			

(*) Offenses are counted using the FBI Units of Count for Crime

(**) The 'Arrests' column shows arrests made for incidents during the selected period, regardless of arrest date. Arrest counts for the same period may change over time.

St. Paul P. D. - VA0960500 - NIBRS Agency Crime Overview - 2018

2018 Population Estimate		887	Offenses (*)	Arrests (**)	
Law Enforcement Employees			Reported	Adult	Juvenile
Group A Offenses					
Crimes Against Persons					
Sworn Male	6	Murder and Nonnegligent Manslaughter	0	0	0
Sworn Female	0	Negligent Manslaughter	0	0	0
Civilian Male	0	Kidnapping/Abduction	0	0	0
Civilian Female	0	Forcible Rape	1	0	0
Total:	6	Forcible Sodomy	0	0	0
		Sexual Assault With An Object	0	0	0
		Forcible Fondling	0	0	0
		Incest	0	0	0
Offense Overview		Statutory Rape	0	0	0
Incident Total	46	Aggravated Assault	0	0	0
Offense Total	49	Simple Assault	5	4	0
Group A Crimes per 100,000 population	5,186.0	Intimidation	0	0	0
		Human Trafficking, Commercial Sex Acts	0	0	0
		Human Trafficking, Involuntary Servitude	0	0	0
Arrest Overview		Crimes Against Property			
Total Arrests	43	Arson	0	0	0
Adult Arrests	42	Bribery	0	0	0
Juvenile Arrests	0	Burglary/Breaking & Entering	1	0	0
Unknown Age	1	Counterfeiting/Forgery	4	0	0
Arrests per 100,000 population	4,847.8	Destruction/Damage/Vandalism of Property	5	0	0
		Embezzlement	0	0	0
		Extortion/Blackmail	0	0	0
		False Pretenses/Swindle/Confidence Game	1	0	0
		Credit Card/Automatic Teller Fraud	2	0	0
		Impersonation	0	0	0
		Welfare Fraud	0	0	0
		Wire Fraud	0	0	0
		Identity Theft	0	0	0
		Hacking/Computer Invasion	0	0	0
		Robbery	0	0	0
		Pocket-picking	0	0	0
		Purse-snatching	0	0	0
		Shoplifting	5	4	0
		Theft From Building	0	0	0
		Theft From Coin Operated Machine or Device	0	0	0
		Theft From Motor Vehicle	0	0	0
		Theft of Motor Vehicle Parts/Accessories	2	0	0
		All Other Larceny	5	1	0
		Motor Vehicle Theft	3	0	0
		Stolen Property Offenses	0	0	0
		Crimes Against Society			
		Drug/Narcotic Violations	12	9	0
		Drug Equipment Violations	2	0	0
		Betting/Wagering	0	0	0
		Operating/Promoting/Assisting Gambling	0	0	0
		Gambling Equipment Violations	0	0	0
		Sports Tampering	0	0	0
		Pornography/Obscene Material	0	0	0
		Prostitution	0	0	0
		Assisting or Promoting Prostitution	0	0	0
		Purchasing Prostitution	0	0	0
		Weapon Law Violations	1	0	0
		Animal Cruelty	0	0	0
		Total Group A Offenses	49	18	0
Group B Arrests					
Offense	Adult	Juvenile			
Bad Checks	0	0			
Curfew/Loitering/Vagrancy Violations	0	0			
Disorderly Conduct	1	0			
Driving Under the Influence	8	0			
Drunkenness	3	0			
Family Offenses (Nonviolent)	0	0			
Liquor Law Violations	2	0			
Peeping Tom	0	0			
Runaway	0	0			
Trespass of Real Property	1	0			
All Other Offenses	9	0			
Total Group B	24	0			

(*) Offenses are counted using the FBI Units of Count for Crime

(**) The 'Arrests' column shows arrests made for incidents during the selected period, regardless of arrest date. Arrest counts for the same period may change over time.

Stafford County Sheriff's Office - VA0890000 - NIBRS Agency Crime Overview - 2018

2018 Population Estimate	149,110	Offenses (*)	Arrests (**)		
		Reported	Adult	Juvenile	
Law Enforcement Employees		Group A Offenses			
		Crimes Against Persons			
Sworn Male	154	Murder and Nonnegligent Manslaughter	6	4	0
Sworn Female	25	Negligent Manslaughter	2	1	0
Civilian Male	9	Kidnapping/Abduction	50	15	1
Civilian Female	56	Forcible Rape	47	4	0
Total:	244	Forcible Sodomy	17	2	0
		Sexual Assault With An Object	18	5	0
		Forcible Fondling	109	11	1
Offense Overview		Incest	0	0	0
Incident Total	5,253	Statutory Rape	8	1	0
Offense Total	6,392	Aggravated Assault	195	94	2
Group A Crimes per 100,000 population	3,522.9	Simple Assault	1,292	570	8
		Intimidation	116	18	0
		Human Trafficking, Commercial Sex Acts	0	0	0
		Human Trafficking, Involuntary Servitude	0	0	0
Arrest Overview		Crimes Against Property			
Total Arrests	5,181	Arson	6	1	0
Adult Arrests	5,115	Bribery	0	0	0
Juvenile Arrests	66	Burglary/Breaking & Entering	119	13	2
Unknown Age	0	Counterfeiting/Forgery	116	18	1
Arrests per 100,000 population	3,474.6	Destruction/Damage/Vandalism of Property	580	31	1
		Embezzlement	51	28	0
		Extortion/Blackmail	11	2	0
		False Pretenses/Swindle/Confidence Game	259	59	0
		Credit Card/Automatic Teller Fraud	220	4	0
		Impersonation	257	40	0
		Welfare Fraud	2	1	0
		Wire Fraud	71	1	0
		Identity Theft	0	0	0
		Hacking/Computer Invasion	0	0	0
		Robbery	32	11	4
		Pocket-picking	6	0	0
		Purse-snatching	0	0	0
		Shoplifting	454	344	0
		Theft From Building	326	31	0
		Theft From Coin Operated Machine or Device	0	0	0
		Theft From Motor Vehicle	232	14	0
		Theft of Motor Vehicle Parts/Accessories	100	3	0
		All Other Larceny	303	27	0
		Motor Vehicle Theft	71	6	0
		Stolen Property Offenses	21	9	0
		Crimes Against Society			
		Drug/Narcotic Violations	1,021	771	22
		Drug Equipment Violations	133	18	0
		Betting/Wagering	0	0	0
		Operating/Promoting/Assisting Gambling	0	0	0
		Gambling Equipment Violations	0	0	0
		Sports Tampering	0	0	0
		Pornography/Obscene Material	14	5	0
		Prostitution	16	11	0
		Assisting or Promoting Prostitution	6	1	0
		Purchasing Prostitution	0	0	0
		Weapon Law Violations	105	19	0
		Animal Cruelty	0	0	0
		Total Group A Offenses	6,392	2,193	42
Group B Arrests					
Offense	Adult	Juvenile			
Bad Checks	6	0			
Curfew/Loitering/Vagrancy Violations	0	1			
Disorderly Conduct	27	0			
Driving Under the Influence	451	1			
Drunkenness	282	0			
Family Offenses (Nonviolent)	8	0			
Liquor Law Violations	15	3			
Peeping Tom	1	0			
Runaway	0	0			
Trespass of Real Property	32	1			
All Other Offenses	2,100	18			
Total Group B	2,922	24			

(*) Offenses are counted using the FBI Units of Count for Crime

(**) The 'Arrests' column shows arrests made for incidents during the selected period, regardless of arrest date. Arrest counts for the same period may change over time.

Stanley Police Department - VA0690300 - NIBRS Agency Crime Overview - 2018

2018 Population Estimate	1,655	Offenses (*)	Arrests (**)		
		Reported	Adult	Juvenile	
Law Enforcement Employees		Group A Offenses			
Sworn Male	5	Crimes Against Persons			
Sworn Female	0	Murder and Nonnegligent Manslaughter	0	0	0
Civilian Male	0	Negligent Manslaughter	0	0	0
Civilian Female	0	Kidnapping/Abduction	0	0	0
Total:	5	Forcible Rape	0	0	0
		Forcible Sodomy	0	0	0
		Sexual Assault With An Object	0	0	0
		Forcible Fondling	0	0	0
		Incest	0	0	0
Offense Overview		Statutory Rape	0	0	0
Incident Total	41	Aggravated Assault	1	1	0
Offense Total	47	Simple Assault	4	2	0
Group A Crimes per 100,000 population	2,477.3	Intimidation	0	0	0
		Human Trafficking, Commercial Sex Acts	0	0	0
		Human Trafficking, Involuntary Servitude	0	0	0
		Crimes Against Property			
Arrest Overview		Arson	0	0	0
Total Arrests	15	Bribery	0	0	0
Adult Arrests	14	Burglary/Breaking & Entering	4	0	0
Juvenile Arrests	1	Counterfeiting/Forgery	4	0	0
Unknown Age	0	Destruction/Damage/Vandalism of Property	3	0	0
Arrests per 100,000 population	906.3	Embezzlement	0	0	0
		Extortion/Blackmail	0	0	0
		False Pretenses/Swindle/Confidence Game	3	0	0
		Credit Card/Automatic Teller Fraud	0	0	0
		Impersonation	0	0	0
		Welfare Fraud	0	0	0
		Wire Fraud	0	0	0
		Identity Theft	0	0	0
		Hacking/Computer Invasion	0	0	0
		Robbery	0	0	0
		Pocket-picking	0	0	0
		Purse-snatching	0	0	0
		Shoplifting	2	1	0
		Theft From Building	2	0	0
		Theft From Coin Operated Machine or Device	0	0	0
		Theft From Motor Vehicle	5	0	0
		Theft of Motor Vehicle Parts/Accessories	0	0	0
		All Other Larceny	7	1	0
		Motor Vehicle Theft	0	0	0
		Stolen Property Offenses	1	0	0
		Crimes Against Society			
		Drug/Narcotic Violations	7	4	1
		Drug Equipment Violations	3	0	0
		Betting/Wagering	0	0	0
		Operating/Promoting/Assisting Gambling	0	0	0
		Gambling Equipment Violations	0	0	0
		Sports Tampering	0	0	0
		Pornography/Obscene Material	0	0	0
		Prostitution	0	0	0
		Assisting or Promoting Prostitution	0	0	0
		Purchasing Prostitution	0	0	0
		Weapon Law Violations	1	1	0
		Animal Cruelty	0	0	0
		Total Group A Offenses	47	10	1
Group B Arrests					
Offense	Adult	Juvenile			
Bad Checks	0	0			
Curfew/Loitering/Vagrancy Violations	0	0			
Disorderly Conduct	0	0			
Driving Under the Influence	0	0			
Drunkenness	1	0			
Family Offenses (Nonviolent)	0	0			
Liquor Law Violations	0	0			
Peeping Tom	0	0			
Runaway	0	0			
Trespass of Real Property	1	0			
All Other Offenses	2	0			
Total Group B	4	0			

(*) Offenses are counted using the FBI Units of Count for Crime

(**) The 'Arrests' column shows arrests made for incidents during the selected period, regardless of arrest date. Arrest counts for the same period may change over time.

Staunton Police Department - VA1260000 - NIBRS Agency Crime Overview - 2018

2018 Population Estimate	24,972	Offenses (*)	Arrests (**)		
		Reported	Adult	Juvenile	
Law Enforcement Employees		Group A Offenses			
Sworn Male	42	Crimes Against Persons			
Sworn Female	8	Murder and Nonnegligent Manslaughter	1	1	0
Civilian Male	2	Negligent Manslaughter	0	0	0
Civilian Female	11	Kidnapping/Abduction	8	5	1
Total:	63	Forcible Rape	6	3	2
		Forcible Sodomy	1	0	0
		Sexual Assault With An Object	1	0	0
		Forcible Fondling	22	4	0
Offense Overview		Incest	0	0	0
Incident Total	1,712	Statutory Rape	1	0	0
Offense Total	1,815	Aggravated Assault	27	20	2
Group A Crimes per 100,000 population	6,855.7	Simple Assault	321	158	10
		Intimidation	20	2	0
		Human Trafficking, Commercial Sex Acts	0	0	0
		Human Trafficking, Involuntary Servitude	0	0	0
Arrest Overview		Crimes Against Property			
Total Arrests	2,137	Arson	3	0	0
Adult Arrests	2,041	Bribery	0	0	0
Juvenile Arrests	96	Burglary/Breaking & Entering	53	21	0
Unknown Age	0	Counterfeiting/Forgery	43	15	0
Arrests per 100,000 population	8,557.6	Destruction/Damage/Vandalism of Property	201	26	4
		Embezzlement	22	1	0
		Extortion/Blackmail	2	0	0
		False Pretenses/Swindle/Confidence Game	114	25	0
		Credit Card/Automatic Teller Fraud	61	10	0
		Impersonation	2	1	1
		Welfare Fraud	0	0	0
		Wire Fraud	1	0	0
		Identity Theft	0	0	0
		Hacking/Computer Invasion	0	0	0
		Robbery	11	1	0
		Pocket-picking	0	0	0
		Purse-snatching	1	0	0
		Shoplifting	180	17	0
		Theft From Building	14	0	0
		Theft From Coin Operated Machine or Device	1	0	0
		Theft From Motor Vehicle	94	0	0
		Theft of Motor Vehicle Parts/Accessories	30	0	0
		All Other Larceny	206	198	8
		Motor Vehicle Theft	22	0	0
		Stolen Property Offenses	12	2	0
		Crimes Against Society			
		Drug/Narcotic Violations	285	229	10
		Drug Equipment Violations	19	0	0
		Betting/Wagering	0	0	0
		Operating/Promoting/Assisting Gambling	0	0	0
		Gambling Equipment Violations	0	0	0
		Sports Tampering	0	0	0
		Pornography/Obscene Material	9	3	1
		Prostitution	2	0	0
		Assisting or Promoting Prostitution	0	0	0
		Purchasing Prostitution	0	0	0
		Weapon Law Violations	19	6	0
		Animal Cruelty	0	0	0
		Total Group A Offenses	1,815	748	39
Group B Arrests					
Offense	Adult	Juvenile			
Bad Checks	4	0			
Curfew/Loitering/Vagrancy Violations	0	0			
Disorderly Conduct	4	2			
Driving Under the Influence	73	0			
Drunkenness	118	0			
Family Offenses (Nonviolent)	2	0			
Liquor Law Violations	3	2			
Peeping Tom	0	0			
Runaway	0	0			
Trespass of Real Property	59	2			
All Other Offenses	1,030	51			
Total Group B	1,293	57			

(*) Offenses are counted using the FBI Units of Count for Crime

(**) The 'Arrests' column shows arrests made for incidents during the selected period, regardless of arrest date. Arrest counts for the same period may change over time.

Stephens City Police Department - VA0340200 - NIBRS Agency Crime Overview - 2018

2018 Population Estimate		1,999	Offenses (*)	Arrests (**)	
			Reported	Adult	Juvenile
Law Enforcement Employees			Group A Offenses		
			Crimes Against Persons		
Sworn Male	4		Murder and Nonnegligent Manslaughter	0	0
Sworn Female	0		Negligent Manslaughter	0	0
Civilian Male	0		Kidnapping/Abduction	0	0
Civilian Female	0		Forcible Rape	0	0
Total:	4		Forcible Sodomy	0	0
			Sexual Assault With An Object	0	0
			Forcible Fondling	0	0
			Incest	0	0
Offense Overview			Statutory Rape	0	0
Incident Total	91		Aggravated Assault	1	0
Offense Total	96		Simple Assault	17	5
Group A Crimes per 100,000 population	4,552.3		Intimidation	2	0
			Human Trafficking, Commercial Sex Acts	0	0
			Human Trafficking, Involuntary Servitude	0	0
Arrest Overview			Crimes Against Property		
Total Arrests	32		Arson	0	0
Adult Arrests	30		Bribery	0	0
Juvenile Arrests	2		Burglary/Breaking & Entering	3	0
Unknown Age	0		Counterfeiting/Forgery	0	0
Arrests per 100,000 population	1,600.8		Destruction/Damage/Vandalism of Property	16	1
			Embezzlement	1	0
			Extortion/Blackmail	0	0
			False Pretenses/Swindle/Confidence Game	5	1
			Credit Card/Automatic Teller Fraud	0	0
			Impersonation	0	0
			Welfare Fraud	0	0
			Wire Fraud	2	0
			Identity Theft	0	0
			Hacking/Computer Invasion	0	0
			Robbery	0	0
			Pocket-picking	0	0
			Purse-snatching	0	0
			Shoplifting	23	7
			Theft From Building	6	0
			Theft From Coin Operated Machine or Device	0	0
			Theft From Motor Vehicle	6	0
			Theft of Motor Vehicle Parts/Accessories	0	0
			All Other Larceny	11	6
			Motor Vehicle Theft	1	0
			Stolen Property Offenses	0	0
			Crimes Against Society		
			Drug/Narcotic Violations	1	1
			Drug Equipment Violations	1	0
			Betting/Wagering	0	0
			Operating/Promoting/Assisting Gambling	0	0
			Gambling Equipment Violations	0	0
			Sports Tampering	0	0
			Pornography/Obscene Material	0	0
			Prostitution	0	0
			Assisting or Promoting Prostitution	0	0
			Purchasing Prostitution	0	0
			Weapon Law Violations	0	0
			Animal Cruelty	0	0
			Total Group A Offenses	96	21
					2

Group B Arrests		
Offense	Adult	Juvenile
Bad Checks	0	0
Curfew/Loitering/Vagrancy Violations	0	0
Disorderly Conduct	1	0
Driving Under the Influence	1	0
Drunkenness	3	0
Family Offenses (Nonviolent)	0	0
Liquor Law Violations	0	0
Peeping Tom	0	0
Runaway	0	0
Trespass of Real Property	0	0
All Other Offenses	4	0
Total Group B	9	0

(*) Offenses are counted using the FBI Units of Count for Crime

(**) The 'Arrests' column shows arrests made for incidents during the selected period, regardless of arrest date. Arrest counts for the same period may change over time.

Strasburg Police Department - VA0850400 - NIBRS Agency Crime Overview - 2018

2018 Population Estimate	6,617	Offenses (*)	Arrests (**)	
Group A Offenses		Reported	Adult	Juvenile
Law Enforcement Employees		Crimes Against Persons		
Sworn Male	16	Murder and Nonnegligent Manslaughter	0	0
Sworn Female	2	Negligent Manslaughter	0	0
Civilian Male	0	Kidnapping/Abduction	0	0
Civilian Female	1	Forcible Rape	1	0
Total:	19	Forcible Sodomy	1	0
		Sexual Assault With An Object	0	0
		Forcible Fondling	6	0
Offense Overview		Incest	0	0
Incident Total	303	Statutory Rape	0	0
Offense Total	350	Aggravated Assault	12	2
Group A Crimes per 100,000 population	4,579.1	Simple Assault	31	13
		Intimidation	5	2
		Human Trafficking, Commercial Sex Acts	0	0
		Human Trafficking, Involuntary Servitude	0	0
Arrest Overview		Crimes Against Property		
Total Arrests	230	Arson	1	1
Adult Arrests	207	Bribery	0	0
Juvenile Arrests	23	Burglary/Breaking & Entering	14	4
Unknown Age	0	Counterfeiting/Forgery	3	2
Arrests per 100,000 population	3,475.9	Destruction/Damage/Vandalism of Property	51	4
		Embezzlement	3	4
		Extortion/Blackmail	0	0
		False Pretenses/Swindle/Confidence Game	13	2
		Credit Card/Automatic Teller Fraud	3	0
		Impersonation	3	1
		Welfare Fraud	0	0
		Wire Fraud	0	0
		Identity Theft	0	0
		Hacking/Computer Invasion	0	0
		Robbery	1	1
		Pocket-picking	0	0
		Purse-snatching	0	0
		Shoplifting	5	3
		Theft From Building	28	9
		Theft From Coin Operated Machine or Device	0	0
		Theft From Motor Vehicle	22	0
		Theft of Motor Vehicle Parts/Accessories	0	0
		All Other Larceny	11	1
		Motor Vehicle Theft	4	1
		Stolen Property Offenses	2	1
		Crimes Against Society		
		Drug/Narcotic Violations	110	72
		Drug Equipment Violations	7	3
		Betting/Wagering	0	0
		Operating/Promoting/Assisting Gambling	0	0
		Gambling Equipment Violations	0	0
		Sports Tampering	0	0
		Pornography/Obscene Material	1	0
		Prostitution	0	0
		Assisting or Promoting Prostitution	0	0
		Purchasing Prostitution	0	0
		Weapon Law Violations	12	3
		Animal Cruelty	0	0
		Total Group A Offenses	350	130
				15

Group B Arrests	Adult	Juvenile
Bad Checks	0	0
Curfew/Loitering/Vagrancy Violations	0	0
Disorderly Conduct	0	3
Driving Under the Influence	22	0
Drunkenness	23	0
Family Offenses (Nonviolent)	0	0
Liquor Law Violations	3	0
Peeping Tom	0	0
Runaway	0	5
Trespass of Real Property	2	0
All Other Offenses	27	0
Total Group B	77	8

(*) Offenses are counted using the FBI Units of Count for Crime

(**) The 'Arrests' column shows arrests made for incidents during the selected period, regardless of arrest date. Arrest counts for the same period may change over time.

Suffolk Police Department - VA1270000 - NIBRS Agency Crime Overview - 2018

2018 Population Estimate	92,714	Offenses (*)	Arrests (**)		
		Reported	Adult	Juvenile	
Law Enforcement Employees		Group A Offenses			
Sworn Male	132	Crimes Against Persons			
Sworn Female	46	Murder and Nonnegligent Manslaughter	2	1	0
Civilian Male	2	Negligent Manslaughter	0	0	0
Civilian Female	51	Kidnapping/Abduction	35	30	2
Total:	231	Forcible Rape	21	1	0
		Forcible Sodomy	7	1	0
		Sexual Assault With An Object	2	0	0
		Forcible Fondling	79	4	0
Offense Overview		Incest	0	0	0
Incident Total	6,038	Statutory Rape	0	0	0
Offense Total	6,841	Aggravated Assault	151	56	3
Group A Crimes per 100,000 population	6,512.5	Simple Assault	1,700	440	10
		Intimidation	118	13	4
		Human Trafficking, Commercial Sex Acts	0	0	0
		Human Trafficking, Involuntary Servitude	0	0	0
Arrest Overview		Crimes Against Property			
Total Arrests	3,108	Arson	10	0	0
Adult Arrests	3,038	Bribery	0	0	0
Juvenile Arrests	70	Burglary/Breaking & Entering	297	42	6
Unknown Age	0	Counterfeiting/Forgery	87	10	0
Arrests per 100,000 population	3,352.2	Destruction/Damage/Vandalism of Property	1,038	62	4
		Embezzlement	34	11	0
		Extortion/Blackmail	3	2	0
		False Pretenses/Swindle/Confidence Game	140	15	0
		Credit Card/Automatic Teller Fraud	76	1	0
		Impersonation	105	12	0
		Welfare Fraud	0	0	0
		Wire Fraud	8	0	0
		Identity Theft	0	0	0
		Hacking/Computer Invasion	0	0	0
		Robbery	69	15	3
		Pocket-picking	2	0	0
		Purse-snatching	3	0	0
		Shoplifting	294	58	1
		Theft From Building	1	0	0
		Theft From Coin Operated Machine or Device	4	0	0
		Theft From Motor Vehicle	494	0	0
		Theft of Motor Vehicle Parts/Accessories	251	0	0
		All Other Larceny	868	115	5
		Motor Vehicle Theft	156	10	0
		Stolen Property Offenses	16	11	0
		Crimes Against Society			
		Drug/Narcotic Violations	595	385	2
		Drug Equipment Violations	8	1	0
		Betting/Wagering	0	0	0
		Operating/Promoting/Assisting Gambling	0	0	0
		Gambling Equipment Violations	0	0	0
		Sports Tampering	0	0	0
		Pornography/Obscene Material	9	0	0
		Prostitution	0	0	0
		Assisting or Promoting Prostitution	0	0	0
		Purchasing Prostitution	0	0	0
		Weapon Law Violations	158	50	1
		Animal Cruelty	0	0	0
		Total Group A Offenses	6,841	1,346	41
Group B Arrests					
Offense	Adult	Juvenile			
Bad Checks	1	0			
Curfew/Loitering/Vagrancy Violations	0	7			
Disorderly Conduct	19	3			
Driving Under the Influence	317	1			
Drunkenness	1	0			
Family Offenses (Nonviolent)	38	0			
Liquor Law Violations	34	0			
Peeping Tom	0	0			
Runaway	0	0			
Trespass of Real Property	80	0			
All Other Offenses	1,202	18			
Total Group B	1,692	29			

(*) Offenses are counted using the FBI Units of Count for Crime

(**) The 'Arrests' column shows arrests made for incidents during the selected period, regardless of arrest date. Arrest counts for the same period may change over time.

Surry County Sheriff's Office - VA0900000 - NIBRS Agency Crime Overview - 2018

2018 Population Estimate	6,584	Offenses (*)	Arrests (**)		
		Reported	Adult	Juvenile	
Law Enforcement Employees		Group A Offenses			
		Crimes Against Persons			
Sworn Male	12	Murder and Nonnegligent Manslaughter	0	0	0
Sworn Female	1	Negligent Manslaughter	0	0	0
Civilian Male	0	Kidnapping/Abduction	1	0	0
Civilian Female	1	Forcible Rape	1	0	0
Total:	14	Forcible Sodomy	2	0	0
		Sexual Assault With An Object	0	0	0
		Forcible Fondling	0	0	0
Offense Overview		Incest	0	0	0
Incident Total	133	Statutory Rape	1	0	0
Offense Total	149	Aggravated Assault	4	2	0
Group A Crimes per 100,000 population	2,020.0	Simple Assault	29	20	0
		Intimidation	1	1	0
		Human Trafficking, Commercial Sex Acts	0	0	0
		Human Trafficking, Involuntary Servitude	0	0	0
Arrest Overview		Crimes Against Property			
Total Arrests	100	Arson	1	1	0
Adult Arrests	93	Bribery	0	0	0
Juvenile Arrests	7	Burglary/Breaking & Entering	11	1	0
Unknown Age	0	Counterfeiting/Forgery	3	0	0
Arrests per 100,000 population	1,518.8	Destruction/Damage/Vandalism of Property	12	3	0
		Embezzlement	1	0	0
		Extortion/Blackmail	0	0	0
		False Pretenses/Swindle/Confidence Game	0	0	0
		Credit Card/Automatic Teller Fraud	2	0	0
		Impersonation	0	0	0
		Welfare Fraud	0	0	0
		Wire Fraud	2	0	0
		Identity Theft	0	0	0
		Hacking/Computer Invasion	0	0	0
		Robbery	0	0	0
		Pocket-picking	0	0	0
		Purse-snatching	0	0	0
		Shoplifting	1	1	0
		Theft From Building	14	1	0
		Theft From Coin Operated Machine or Device	0	0	0
		Theft From Motor Vehicle	18	1	0
		Theft of Motor Vehicle Parts/Accessories	3	0	0
		All Other Larceny	13	3	0
		Motor Vehicle Theft	3	1	0
		Stolen Property Offenses	0	0	0
		Crimes Against Society			
		Drug/Narcotic Violations	20	15	4
		Drug Equipment Violations	0	0	0
		Betting/Wagering	0	0	0
		Operating/Promoting/Assisting Gambling	0	0	0
		Gambling Equipment Violations	0	0	0
		Sports Tampering	0	0	0
		Pornography/Obscene Material	0	0	0
		Prostitution	0	0	0
		Assisting or Promoting Prostitution	0	0	0
		Purchasing Prostitution	0	0	0
		Weapon Law Violations	6	2	0
		Animal Cruelty	0	0	0
		Total Group A Offenses	149	52	4
Group B Arrests					
Offense	Adult	Juvenile			
Bad Checks	0	0			
Curfew/Loitering/Vagrancy Violations	0	0			
Disorderly Conduct	0	1			
Driving Under the Influence	5	0			
Drunkenness	6	1			
Family Offenses (Nonviolent)	2	0			
Liquor Law Violations	1	0			
Peeping Tom	0	0			
Runaway	0	0			
Trespass of Real Property	7	0			
All Other Offenses	20	1			
Total Group B	41	3			

(*) Offenses are counted using the FBI Units of Count for Crime

(**) The 'Arrests' column shows arrests made for incidents during the selected period, regardless of arrest date. Arrest counts for the same period may change over time.

Sussex County Sheriff's Office - VA0910000 - NIBRS Agency Crime Overview - 2018

2018 Population Estimate	9,476	Offenses (*)	Arrests (**)		
		Reported	Adult	Juvenile	
Law Enforcement Employees		Group A Offenses			
		Crimes Against Persons			
Sworn Male	31	Murder and Nonnegligent Manslaughter	1	0	0
Sworn Female	12	Negligent Manslaughter	0	0	0
Civilian Male	0	Kidnapping/Abduction	0	0	0
Civilian Female	4	Forcible Rape	2	0	0
Total:	47	Forcible Sodomy	2	0	0
		Sexual Assault With An Object	2	2	0
		Forcible Fondling	2	0	0
Offense Overview		Incest	0	0	0
Incident Total	187	Statutory Rape	0	0	0
Offense Total	206	Aggravated Assault	10	3	0
Group A Crimes per 100,000 population	1,973.4	Simple Assault	42	14	0
		Intimidation	4	0	0
		Human Trafficking, Commercial Sex Acts	0	0	0
		Human Trafficking, Involuntary Servitude	0	0	0
Arrest Overview		Crimes Against Property			
Total Arrests	190	Arson	2	0	0
Adult Arrests	189	Bribery	0	0	0
Juvenile Arrests	1	Burglary/Breaking & Entering	19	1	0
Unknown Age	0	Counterfeiting/Forgery	4	0	0
Arrests per 100,000 population	2,005.1	Destruction/Damage/Vandalism of Property	25	2	0
		Embezzlement	1	0	0
		Extortion/Blackmail	0	0	0
		False Pretenses/Swindle/Confidence Game	12	0	0
		Credit Card/Automatic Teller Fraud	3	0	0
		Impersonation	2	0	0
		Welfare Fraud	0	0	0
		Wire Fraud	3	0	0
		Identity Theft	0	0	0
		Hacking/Computer Invasion	0	0	0
		Robbery	2	2	0
		Pocket-picking	0	0	0
		Purse-snatching	0	0	0
		Shoplifting	6	0	0
		Theft From Building	2	0	0
		Theft From Coin Operated Machine or Device	1	0	0
		Theft From Motor Vehicle	7	0	0
		Theft of Motor Vehicle Parts/Accessories	2	0	0
		All Other Larceny	22	0	0
		Motor Vehicle Theft	6	0	0
		Stolen Property Offenses	0	0	0
		Crimes Against Society			
		Drug/Narcotic Violations	17	8	0
		Drug Equipment Violations	1	0	0
		Betting/Wagering	0	0	0
		Operating/Promoting/Assisting Gambling	0	0	0
		Gambling Equipment Violations	0	0	0
		Sports Tampering	0	0	0
		Pornography/Obscene Material	1	0	0
		Prostitution	0	0	0
		Assisting or Promoting Prostitution	0	0	0
		Purchasing Prostitution	0	0	0
		Weapon Law Violations	3	0	0
		Animal Cruelty	0	0	0
		Total Group A Offenses	206	32	0
Group B Arrests					
Offense	Adult	Juvenile			
Bad Checks	1	0			
Curfew/Loitering/Vagrancy Violations	0	1			
Disorderly Conduct	1	0			
Driving Under the Influence	14	0			
Drunkenness	12	0			
Family Offenses (Nonviolent)	0	0			
Liquor Law Violations	0	0			
Peeping Tom	0	0			
Runaway	0	0			
Trespass of Real Property	4	0			
All Other Offenses	125	0			
Total Group B	157	1			

(*) Offenses are counted using the FBI Units of Count for Crime

(**) The 'Arrests' column shows arrests made for incidents during the selected period, regardless of arrest date. Arrest counts for the same period may change over time.

Tangier Police Department⁰ - VA0010400 - NIBRS Agency Crime Overview - 2018

2018 Population Estimate		710	Offenses (*)	Arrests (**)	
			Reported	Adult	Juvenile
Law Enforcement Employees			Group A Offenses		
			Crimes Against Persons		
Sworn Male	1		Murder and Nonnegligent Manslaughter	0	0
Sworn Female	0		Negligent Manslaughter	0	0
Civilian Male	0		Kidnapping/Abduction	0	0
Civilian Female	0		Forcible Rape	0	0
Total:	1		Forcible Sodomy	0	0
			Sexual Assault With An Object	0	0
			Forcible Fondling	0	0
			Incest	0	0
Offense Overview			Statutory Rape	0	0
Incident Total	0		Aggravated Assault	0	0
Offense Total	0		Simple Assault	0	0
Group A Crimes per 100,000 population	0.0		Intimidation	0	0
			Human Trafficking, Commercial Sex Acts	0	0
			Human Trafficking, Involuntary Servitude	0	0
Arrest Overview			Crimes Against Property		
Total Arrests	0		Arson	0	0
Adult Arrests	0		Bribery	0	0
Juvenile Arrests	0		Burglary/Breaking & Entering	0	0
Unknown Age	0		Counterfeiting/Forgery	0	0
Arrests per 100,000 population	0.0		Destruction/Damage/Vandalism of Property	0	0
			Embezzlement	0	0
			Extortion/Blackmail	0	0
			False Pretenses/Swindle/Confidence Game	0	0
			Credit Card/Automatic Teller Fraud	0	0
			Impersonation	0	0
			Welfare Fraud	0	0
			Wire Fraud	0	0
			Identity Theft	0	0
			Hacking/Computer Invasion	0	0
			Robbery	0	0
			Pocket-picking	0	0
			Purse-snatching	0	0
			Shoplifting	0	0
			Theft From Building	0	0
			Theft From Coin Operated Machine or Device	0	0
			Theft From Motor Vehicle	0	0
			Theft of Motor Vehicle Parts/Accessories	0	0
			All Other Larceny	0	0
			Motor Vehicle Theft	0	0
			Stolen Property Offenses	0	0
			Crimes Against Society		
			Drug/Narcotic Violations	0	0
			Drug Equipment Violations	0	0
			Betting/Wagering	0	0
			Operating/Promoting/Assisting Gambling	0	0
			Gambling Equipment Violations	0	0
			Sports Tampering	0	0
			Pornography/Obscene Material	0	0
			Prostitution	0	0
			Assisting or Promoting Prostitution	0	0
			Purchasing Prostitution	0	0
			Weapon Law Violations	0	0
			Animal Cruelty	0	0
			Total Group A Offenses	0	0
			Group B Arrests		
			Offense	Adult	Juvenile
Bad Checks	0	0	Identity Theft	0	0
Curfew/Loitering/Vagrancy Violations	0	0	Hacking/Computer Invasion	0	0
Disorderly Conduct	0	0	Robbery	0	0
Driving Under the Influence	0	0	Pocket-picking	0	0
Drunkenness	0	0	Purse-snatching	0	0
Family Offenses (Nonviolent)	0	0	Shoplifting	0	0
Liquor Law Violations	0	0	Theft From Building	0	0
Peeping Tom	0	0	Theft From Coin Operated Machine or Device	0	0
Runaway	0	0	Theft From Motor Vehicle	0	0
Trespass of Real Property	0	0	Theft of Motor Vehicle Parts/Accessories	0	0
All Other Offenses	0	0	All Other Larceny	0	0
Total Group B	0	0	Motor Vehicle Theft	0	0
			Stolen Property Offenses	0	0

(*) Offenses are counted using the FBI Units of Count for Crime

(**) The 'Arrests' column shows arrests made for incidents during the selected period, regardless of arrest date. Arrest counts for the same period may change over time.

Tappahannock Police Department - VA0280200 - NIBRS Agency Crime Overview - 2018

2018 Population Estimate	2,421	Offenses (*)		
		Reported	Adult	Juvenile
Law Enforcement Employees		Crimes Against Persons		
Sworn Male	7	Murder and Nonnegligent Manslaughter	0	0
Sworn Female	2	Negligent Manslaughter	0	0
Civilian Male	0	Kidnapping/Abduction	0	0
Civilian Female	1	Forcible Rape	1	0
Total:	10	Forcible Sodomy	0	0
		Sexual Assault With An Object	0	0
		Forcible Fondling	0	0
		Incest	0	0
Offense Overview		Statutory Rape	0	0
Incident Total	127	Aggravated Assault	16	4
Offense Total	151	Simple Assault	31	12
Group A Crimes per 100,000 population	5,245.8	Intimidation	1	1
		Human Trafficking, Commercial Sex Acts	0	0
		Human Trafficking, Involuntary Servitude	0	0
Arrest Overview		Crimes Against Property		
Total Arrests	65	Arson	0	0
Adult Arrests	63	Bribery	0	0
Juvenile Arrests	2	Burglary/Breaking & Entering	7	1
Unknown Age	0	Counterfeiting/Forgery	6	0
Arrests per 100,000 population	2,684.8	Destruction/Damage/Vandalism of Property	20	2
		Embezzlement	4	3
		Extortion/Blackmail	1	0
		False Pretenses/Swindle/Confidence Game	5	1
		Credit Card/Automatic Teller Fraud	4	0
		Impersonation	1	0
		Welfare Fraud	0	0
		Wire Fraud	1	0
		Identity Theft	0	0
		Hacking/Computer Invasion	0	0
		Robbery	0	0
		Pocket-picking	0	0
		Purse-snatching	0	0
		Shoplifting	6	1
		Theft From Building	0	0
		Theft From Coin Operated Machine or Device	0	0
		Theft From Motor Vehicle	5	0
		Theft of Motor Vehicle Parts/Accessories	2	0
		All Other Larceny	24	5
		Motor Vehicle Theft	2	1
		Stolen Property Offenses	1	0
		Crimes Against Society		
		Drug/Narcotic Violations	11	6
		Drug Equipment Violations	0	0
		Betting/Wagering	0	0
		Operating/Promoting/Assisting Gambling	0	0
		Gambling Equipment Violations	0	0
		Sports Tampering	0	0
		Pornography/Obscene Material	0	0
		Prostitution	0	0
		Assisting or Promoting Prostitution	0	0
		Purchasing Prostitution	0	0
		Weapon Law Violations	2	2
		Animal Cruelty	0	0
		Total Group A Offenses	151	39
				0

Group B Arrests		
Offense	Adult	Juvenile
Bad Checks	0	0
Curfew/Loitering/Vagrancy Violations	0	0
Disorderly Conduct	1	2
Driving Under the Influence	9	0
Drunkenness	7	0
Family Offenses (Nonviolent)	1	0
Liquor Law Violations	0	0
Peeping Tom	0	0
Runaway	0	0
Trespass of Real Property	3	0
All Other Offenses	3	0
Total Group B	24	2

(*) Offenses are counted using the FBI Units of Count for Crime

(**) The 'Arrests' column shows arrests made for incidents during the selected period, regardless of arrest date. Arrest counts for the same period may change over time.

Tazewell County Sheriff's Office - VA0920000 - NIBRS Agency Crime Overview - 2018

2018 Population Estimate	26,307	Offenses (*)	Arrests (**)		
		Reported	Adult	Juvenile	
Law Enforcement Employees		Group A Offenses			
Sworn Male	43	Crimes Against Persons			
Sworn Female	8	Murder and Nonnegligent Manslaughter	0	0	0
Civilian Male	8	Negligent Manslaughter	0	0	0
Civilian Female	14	Kidnapping/Abduction	10	8	0
Total:	73	Forcible Rape	12	2	0
		Forcible Sodomy	7	4	0
		Sexual Assault With An Object	4	1	0
		Forcible Fondling	10	2	0
Offense Overview		Incest	1	0	0
Incident Total	900	Statutory Rape	1	1	0
Offense Total	1,034	Aggravated Assault	24	18	1
Group A Crimes per 100,000 population	3,421.1	Simple Assault	180	102	5
		Intimidation	5	1	0
		Human Trafficking, Commercial Sex Acts	0	0	0
		Human Trafficking, Involuntary Servitude	0	0	0
Arrest Overview		Crimes Against Property			
Total Arrests	660	Arson	4	0	0
Adult Arrests	641	Bribery	1	1	0
Juvenile Arrests	18	Burglary/Breaking & Entering	77	19	0
Unknown Age	1	Counterfeiting/Forgery	9	1	0
Arrests per 100,000 population	2,508.8	Destruction/Damage/Vandalism of Property	65	8	3
		Embezzlement	3	0	0
		Extortion/Blackmail	1	0	0
		False Pretenses/Swindle/Confidence Game	30	6	0
		Credit Card/Automatic Teller Fraud	18	2	0
		Impersonation	4	1	0
		Welfare Fraud	1	0	0
		Wire Fraud	1	0	0
		Identity Theft	0	0	0
		Hacking/Computer Invasion	0	0	0
		Robbery	2	2	0
		Pocket-picking	0	0	0
		Purse-snatching	0	0	0
		Shoplifting	71	72	0
		Theft From Building	27	1	0
		Theft From Coin Operated Machine or Device	0	0	0
		Theft From Motor Vehicle	9	1	0
		Theft of Motor Vehicle Parts/Accessories	9	1	0
		All Other Larceny	79	14	0
		Motor Vehicle Theft	22	5	0
		Stolen Property Offenses	1	1	0
		Crimes Against Society			
		Drug/Narcotic Violations	285	115	1
		Drug Equipment Violations	27	7	0
		Betting/Wagering	0	0	0
		Operating/Promoting/Assisting Gambling	0	0	0
		Gambling Equipment Violations	0	0	0
		Sports Tampering	0	0	0
		Pornography/Obscene Material	13	4	1
		Prostitution	0	0	0
		Assisting or Promoting Prostitution	0	0	0
		Purchasing Prostitution	0	0	0
		Weapon Law Violations	21	9	0
		Animal Cruelty	0	0	0
		Total Group A Offenses	1,034	409	11
Group B Arrests					
Offense	Adult	Juvenile			
Bad Checks	3	0			
Curfew/Loitering/Vagrancy Violations	0	0			
Disorderly Conduct	5	0			
Driving Under the Influence	82	0			
Drunkenness	39	1			
Family Offenses (Nonviolent)	2	0			
Liquor Law Violations	5	2			
Peeping Tom	0	0			
Runaway	0	0			
Trespass of Real Property	0	0			
All Other Offenses	96	4			
Total Group B	232	7			

(*) Offenses are counted using the FBI Units of Count for Crime

(**) The 'Arrests' column shows arrests made for incidents during the selected period, regardless of arrest date. Arrest counts for the same period may change over time.

Tazewell Police Department - VA0920400 - NIBRS Agency Crime Overview - 2018

2018 Population Estimate	4,240	Offenses (*)	Arrests (**)		
		Reported	Adult	Juvenile	
Law Enforcement Employees		Group A Offenses			
Sworn Male	11	Crimes Against Persons			
Sworn Female	2	Murder and Nonnegligent Manslaughter	0	0	0
Civilian Male	1	Negligent Manslaughter	0	0	0
Civilian Female	1	Kidnapping/Abduction	0	0	0
Total:	15	Forcible Rape	1	0	0
		Forcible Sodomy	0	0	0
		Sexual Assault With An Object	0	0	0
		Forcible Fondling	3	0	0
		Incest	0	0	0
Offense Overview		Statutory Rape	0	0	0
Incident Total	250	Aggravated Assault	5	6	0
Offense Total	270	Simple Assault	31	24	0
Group A Crimes per 100,000 population	5,896.2	Intimidation	0	0	0
		Human Trafficking, Commercial Sex Acts	0	0	0
		Human Trafficking, Involuntary Servitude	0	0	0
		Crimes Against Property			
Arrest Overview		Arson	0	0	0
Total Arrests	146	Bribery	0	0	0
Adult Arrests	140	Burglary/Breaking & Entering	10	1	0
Juvenile Arrests	5	Counterfeiting/Forgery	3	0	0
Unknown Age	1	Destruction/Damage/Vandalism of Property	12	3	0
Arrests per 100,000 population	3,443.4	Embezzlement	0	0	0
		Extortion/Blackmail	0	0	0
		False Pretenses/Swindle/Confidence Game	0	0	0
		Credit Card/Automatic Teller Fraud	2	0	0
		Impersonation	0	0	0
		Welfare Fraud	0	0	0
		Wire Fraud	0	0	0
		Identity Theft	0	0	0
		Hacking/Computer Invasion	0	0	0
		Robbery	0	0	0
		Pocket-picking	0	0	0
		Purse-snatching	0	0	0
		Shoplifting	2	2	0
		Theft From Building	0	0	0
		Theft From Coin Operated Machine or Device	0	0	0
		Theft From Motor Vehicle	6	0	0
		Theft of Motor Vehicle Parts/Accessories	0	0	0
		All Other Larceny	16	2	0
		Motor Vehicle Theft	4	1	0
		Stolen Property Offenses	1	1	0
		Crimes Against Society			
		Drug/Narcotic Violations	158	41	3
		Drug Equipment Violations	10	5	0
		Betting/Wagering	0	0	0
		Operating/Promoting/Assisting Gambling	0	0	0
		Gambling Equipment Violations	0	0	0
		Sports Tampering	0	0	0
		Pornography/Obscene Material	1	0	0
		Prostitution	0	0	0
		Assisting or Promoting Prostitution	0	0	0
		Purchasing Prostitution	0	0	0
		Weapon Law Violations	5	1	0
		Animal Cruelty	0	0	0
		Total Group A Offenses	270	87	3
		Group B Arrests			
		Offense	Adult	Juvenile	
		Bad Checks	0	0	
		Curfew/Loitering/Vagrancy Violations	0	0	
		Disorderly Conduct	1	1	
		Driving Under the Influence	18	1	
		Drunkenness	21	0	
		Family Offenses (Nonviolent)	1	0	
		Liquor Law Violations	0	0	
		Peeping Tom	0	0	
		Runaway	0	0	
		Trespass of Real Property	2	0	
		All Other Offenses	10	0	
		Total Group B	53	2	

(*) Offenses are counted using the FBI Units of Count for Crime

(**) The 'Arrests' column shows arrests made for incidents during the selected period, regardless of arrest date. Arrest counts for the same period may change over time.

Timberville Police Department - VA0820700 - NIBRS Agency Crime Overview - 2018

2018 Population Estimate		2,645	Offenses (*)	Arrests (**)	
			Reported	Adult	Juvenile
Law Enforcement Employees			Group A Offenses		
			Crimes Against Persons		
Sworn Male	5		Murder and Nonnegligent Manslaughter	0	0
Sworn Female	1		Negligent Manslaughter	0	0
Civilian Male	0		Kidnapping/Abduction	0	0
Civilian Female	0		Forcible Rape	0	0
Total:	6		Forcible Sodomy	0	0
			Sexual Assault With An Object	0	0
			Forcible Fondling	0	0
			Incest	0	0
Offense Overview			Crimes Against Property		
Incident Total	38		Arson	0	0
Offense Total	43		Bribery	0	0
Group A Crimes per 100,000 population	1,436.7		Burglary/Breaking & Entering	1	0
			Counterfeiting/Forgery	4	0
			Destruction/Damage/Vandalism of Property	0	0
			Embezzlement	1	0
			Extortion/Blackmail	0	0
			False Pretenses/Swindle/Confidence Game	0	0
			Credit Card/Automatic Teller Fraud	2	0
			Impersonation	0	0
			Welfare Fraud	0	0
			Wire Fraud	0	0
			Identity Theft	0	0
			Hacking/Computer Invasion	0	0
			Robbery	1	0
			Pocket-picking	0	0
			Purse-snatching	0	0
			Shoplifting	6	1
			Theft From Building	4	0
			Theft From Coin Operated Machine or Device	0	0
			Theft From Motor Vehicle	1	0
			Theft of Motor Vehicle Parts/Accessories	2	0
			All Other Larceny	7	0
			Motor Vehicle Theft	2	0
			Stolen Property Offenses	0	0
			Crimes Against Society		
			Drug/Narcotic Violations	6	1
			Drug Equipment Violations	0	0
			Betting/Wagering	0	0
			Operating/Promoting/Assisting Gambling	0	0
			Gambling Equipment Violations	0	0
			Sports Tampering	0	0
			Pornography/Obscene Material	0	0
			Prostitution	0	0
			Assisting or Promoting Prostitution	0	0
			Purchasing Prostitution	0	0
			Weapon Law Violations	0	0
			Animal Cruelty	0	0
			Total Group A Offenses	43	3
					0
Group B Arrests					
Offense	Adult	Juvenile			
Bad Checks	0	0			
Curfew/Loitering/Vagrancy Violations	0	0			
Disorderly Conduct	0	0			
Driving Under the Influence	1	0			
Drunkenness	0	0			
Family Offenses (Nonviolent)	0	0			
Liquor Law Violations	0	0			
Peeping Tom	0	0			
Runaway	0	0			
Trespass of Real Property	0	0			
All Other Offenses	0	0			
Total Group B	1	0			

(*) Offenses are counted using the FBI Units of Count for Crime

(**) The 'Arrests' column shows arrests made for incidents during the selected period, regardless of arrest date. Arrest counts for the same period may change over time.

Victoria Police Department - VA0550300 - NIBRS Agency Crime Overview - 2018

2018 Population Estimate	1,642	Offenses (*)	Arrests (**)	
		Reported	Adult	Juvenile
Law Enforcement Employees		Group A Offenses		
		Crimes Against Persons		
Sworn Male	4	Murder and Nonnegligent Manslaughter	0	0
Sworn Female	0	Negligent Manslaughter	0	0
Civilian Male	0	Kidnapping/Abduction	0	0
Civilian Female	0	Forcible Rape	0	0
Total:	4	Forcible Sodomy	0	0
		Sexual Assault With An Object	0	0
		Forcible Fondling	0	0
Offense Overview		Incest	0	0
Incident Total	57	Statutory Rape	0	0
Offense Total	61	Aggravated Assault	1	2
Group A Crimes per 100,000 population	3,471.4	Simple Assault	11	6
		Intimidation	0	0
		Human Trafficking, Commercial Sex Acts	0	0
		Human Trafficking, Involuntary Servitude	0	0
Arrest Overview		Crimes Against Property		
Total Arrests	47	Arson	0	0
Adult Arrests	46	Bribery	0	0
Juvenile Arrests	1	Burglary/Breaking & Entering	4	1
Unknown Age	0	Counterfeiting/Forgery	0	0
Arrests per 100,000 population	2,862.4	Destruction/Damage/Vandalism of Property	9	1
		Embezzlement	0	0
		Extortion/Blackmail	0	0
		False Pretenses/Swindle/Confidence Game	2	0
		Credit Card/Automatic Teller Fraud	0	0
		Impersonation	0	0
		Welfare Fraud	0	0
		Wire Fraud	0	0
		Identity Theft	0	0
		Hacking/Computer Invasion	0	0
		Robbery	0	0
		Pocket-picking	0	0
		Purse-snatching	0	0
		Shoplifting	0	2
		Theft From Building	1	0
		Theft From Coin Operated Machine or Device	0	0
		Theft From Motor Vehicle	2	0
		Theft of Motor Vehicle Parts/Accessories	0	0
		All Other Larceny	23	3
		Motor Vehicle Theft	1	0
		Stolen Property Offenses	0	0
		Crimes Against Society		
		Drug/Narcotic Violations	5	5
		Drug Equipment Violations	1	1
		Betting/Wagering	0	0
		Operating/Promoting/Assisting Gambling	0	0
		Gambling Equipment Violations	0	0
		Sports Tampering	0	0
		Pornography/Obscene Material	0	0
		Prostitution	0	0
		Assisting or Promoting Prostitution	0	0
		Purchasing Prostitution	0	0
		Weapon Law Violations	1	1
		Animal Cruelty	0	0
		Total Group A Offenses	61	22
				0
Group B Arrests				
Offense	Adult	Juvenile		
Bad Checks	0	0		
Curfew/Loitering/Vagrancy Violations	0	0		
Disorderly Conduct	0	0		
Driving Under the Influence	4	0		
Drunkenness	0	0		
Family Offenses (Nonviolent)	0	0		
Liquor Law Violations	1	0		
Peeping Tom	0	0		
Runaway	0	0		
Trespass of Real Property	4	0		
All Other Offenses	15	1		
Total Group B	24	1		

(*) Offenses are counted using the FBI Units of Count for Crime

(**) The 'Arrests' column shows arrests made for incidents during the selected period, regardless of arrest date. Arrest counts for the same period may change over time.

Vienna Police Department - VA0290300 - NIBRS Agency Crime Overview - 2018

2018 Population Estimate	16,544	Offenses (*)	Arrests (**)	
		Reported	Adult	Juvenile
Law Enforcement Employees		Group A Offenses		
		Crimes Against Persons		
Sworn Male	35	Murder and Nonnegligent Manslaughter	0	0
Sworn Female	6	Negligent Manslaughter	0	0
Civilian Male	3	Kidnapping/Abduction	1	0
Civilian Female	7	Forcible Rape	2	0
Total:	51	Forcible Sodomy	0	0
		Sexual Assault With An Object	0	0
		Forcible Fondling	2	0
		Incest	0	0
Offense Overview		Statutory Rape	0	0
Incident Total	417	Aggravated Assault	4	2
Offense Total	466	Simple Assault	63	16
Group A Crimes per 100,000 population	2,520.6	Intimidation	4	1
		Human Trafficking, Commercial Sex Acts	0	0
		Human Trafficking, Involuntary Servitude	0	0
Arrest Overview		Crimes Against Property		
Total Arrests	160	Arson	0	0
Adult Arrests	140	Bribery	0	0
Juvenile Arrests	20	Burglary/Breaking & Entering	15	1
Unknown Age	0	Counterfeiting/Forgery	13	5
Arrests per 100,000 population	967.1	Destruction/Damage/Vandalism of Property	112	2
		Embezzlement	2	1
		Extortion/Blackmail	2	0
		False Pretenses/Swindle/Confidence Game	27	2
		Credit Card/Automatic Teller Fraud	16	0
		Impersonation	8	0
		Welfare Fraud	0	0
		Wire Fraud	0	0
		Identity Theft	0	0
		Hacking/Computer Invasion	0	0
		Robbery	2	0
		Pocket-picking	0	0
		Purse-snatching	0	0
		Shoplifting	3	1
		Theft From Building	22	1
		Theft From Coin Operated Machine or Device	0	0
		Theft From Motor Vehicle	38	0
		Theft of Motor Vehicle Parts/Accessories	0	0
		All Other Larceny	65	2
		Motor Vehicle Theft	9	1
		Stolen Property Offenses	0	0
		Crimes Against Society		
		Drug/Narcotic Violations	51	32
		Drug Equipment Violations	0	0
		Betting/Wagering	0	0
		Operating/Promoting/Assisting Gambling	0	0
		Gambling Equipment Violations	0	0
		Sports Tampering	0	0
		Pornography/Obscene Material	1	0
		Prostitution	0	0
		Assisting or Promoting Prostitution	1	0
		Purchasing Prostitution	0	0
		Weapon Law Violations	3	0
		Animal Cruelty	0	0
		Total Group A Offenses	466	68
			13	
Group B Arrests				
Offense		Adult	Juvenile	
Bad Checks	0	0		
Curfew/Loitering/Vagrancy Violations	0	0		
Disorderly Conduct	1	0		
Driving Under the Influence	20	0		
Drunkenness	29	0		
Family Offenses (Nonviolent)	0	0		
Liquor Law Violations	0	1		
Peeping Tom	0	0		
Runaway	0	0		
Trespass of Real Property	2	5		
All Other Offenses	20	1		
Total Group B	72	7		

(*) Offenses are counted using the FBI Units of Count for Crime

(**) The 'Arrests' column shows arrests made for incidents during the selected period, regardless of arrest date. Arrest counts for the same period may change over time.

Vinton Police Department - VA0800200 - NIBRS Agency Crime Overview - 2018

2018 Population Estimate	8,065	Offenses (*)	Arrests (**)	
Group A Offenses		Reported	Adult	Juvenile
Law Enforcement Employees		Crimes Against Persons		
Sworn Male	22	Murder and Nonnegligent Manslaughter	0	0
Sworn Female	2	Negligent Manslaughter	0	0
Civilian Male	1	Kidnapping/Abduction	1	0
Civilian Female	1	Forcible Rape	0	0
Total:	26	Forcible Sodomy	0	0
		Sexual Assault With An Object	0	0
		Forcible Fondling	7	0
Offense Overview		Incest	0	0
Incident Total	910	Statutory Rape	0	0
Offense Total	1,048	Aggravated Assault	9	8
Group A Crimes per 100,000 population	11,283.3	Simple Assault	157	48
		Intimidation	10	1
		Human Trafficking, Commercial Sex Acts	0	0
		Human Trafficking, Involuntary Servitude	0	0
Arrest Overview		Crimes Against Property		
Total Arrests	591	Arson	0	0
Adult Arrests	582	Bribery	0	0
Juvenile Arrests	9	Burglary/Breaking & Entering	15	2
Unknown Age	0	Counterfeiting/Forgery	22	0
Arrests per 100,000 population	7,328.0	Destruction/Damage/Vandalism of Property	63	5
		Embezzlement	2	1
		Extortion/Blackmail	0	0
		False Pretenses/Swindle/Confidence Game	17	2
		Credit Card/Automatic Teller Fraud	5	0
		Impersonation	24	19
		Welfare Fraud	0	0
		Wire Fraud	0	1
		Identity Theft	0	0
		Hacking/Computer Invasion	0	0
		Robbery	0	0
		Pocket-picking	6	18
		Purse-snatching	0	0
		Shoplifting	48	1
		Theft From Building	28	8
		Theft From Coin Operated Machine or Device	0	0
		Theft From Motor Vehicle	16	1
		Theft of Motor Vehicle Parts/Accessories	7	0
		All Other Larceny	42	11
		Motor Vehicle Theft	19	3
		Stolen Property Offenses	3	2
		Crimes Against Society		
		Drug/Narcotic Violations	411	326
		Drug Equipment Violations	113	3
		Betting/Wagering	0	0
		Operating/Promoting/Assisting Gambling	0	0
		Gambling Equipment Violations	0	0
		Sports Tampering	0	0
		Pornography/Obscene Material	0	0
		Prostitution	0	0
		Assisting or Promoting Prostitution	0	0
		Purchasing Prostitution	0	0
		Weapon Law Violations	23	9
		Animal Cruelty	0	0
		Total Group A Offenses	1,048	469
				4
Group B Arrests				
Offense	Adult	Juvenile		
Bad Checks	2	0		
Curfew/Loitering/Vagrancy Violations	0	0		
Disorderly Conduct	0	0		
Driving Under the Influence	17	0		
Drunkenness	9	0		
Family Offenses (Nonviolent)	1	0		
Liquor Law Violations	4	0		
Peeping Tom	0	0		
Runaway	0	0		
Trespass of Real Property	6	0		
All Other Offenses	74	5		
Total Group B	113	5		

(*) Offenses are counted using the FBI Units of Count for Crime

(**) The 'Arrests' column shows arrests made for incidents during the selected period, regardless of arrest date. Arrest counts for the same period may change over time.

Virginia Beach Police Department - VA1280000 - NIBRS Agency Crime Overview - 2018

2018 Population Estimate	453,410	Offenses (*)	Arrests (**)		
		Reported	Adult	Juvenile	
Law Enforcement Employees		Group A Offenses			
		Crimes Against Persons			
Sworn Male	656	Murder and Nonnegligent Manslaughter	7	6	0
Sworn Female	122	Negligent Manslaughter	0	0	0
Civilian Male	32	Kidnapping/Abduction	34	26	2
Civilian Female	143	Forcible Rape	55	7	3
Total:	953	Forcible Sodomy	22	5	2
		Sexual Assault With An Object	5	2	1
		Forcible Fondling	78	16	7
		Incest	1	0	0
Offense Overview		Statutory Rape	5	1	0
Incident Total	18,958	Aggravated Assault	266	131	9
Offense Total	21,796	Simple Assault	3,725	1,811	215
Group A Crimes per 100,000 population	4,181.2	Intimidation	604	58	19
		Human Trafficking, Commercial Sex Acts	0	0	0
		Human Trafficking, Involuntary Servitude	0	0	0
		Crimes Against Property			
Arrest Overview		Arson	39	14	1
Total Arrests	16,651	Bribery	1	1	0
Adult Arrests	15,629	Burglary/Breaking & Entering	541	75	14
Juvenile Arrests	1,022	Counterfeiting/Forgery	415	29	0
Unknown Age	0	Destruction/Damage/Vandalism of Property	2,736	163	36
Arrests per 100,000 population	3,672.4	Embezzlement	237	43	0
		Extortion/Blackmail	35	2	6
		False Pretenses/Swindle/Confidence Game	1,250	118	6
		Credit Card/Automatic Teller Fraud	310	6	1
		Impersonation	3	0	0
		Welfare Fraud	1	1	0
		Wire Fraud	5	0	0
		Identity Theft	0	0	0
		Hacking/Computer Invasion	0	0	0
		Robbery	176	48	21
		Pocket-picking	20	0	0
		Purse-snatching	9	0	0
		Shoplifting	1,442	272	63
		Theft From Building	774	0	0
		Theft From Coin Operated Machine or Device	3	0	0
		Theft From Motor Vehicle	2,661	0	0
		Theft of Motor Vehicle Parts/Accessories	12	0	0
		All Other Larceny	1,778	686	121
		Motor Vehicle Theft	589	34	25
		Stolen Property Offenses	30	24	14
		Crimes Against Society			
		Drug/Narcotic Violations	2,279	1,610	114
		Drug Equipment Violations	833	15	1
		Betting/Wagering	9	0	0
		Operating/Promoting/Assisting Gambling	0	0	0
		Gambling Equipment Violations	0	0	0
		Sports Tampering	0	0	0
		Pornography/Obscene Material	52	12	4
		Prostitution	62	35	0
		Assisting or Promoting Prostitution	6	11	0
		Purchasing Prostitution	0	0	0
		Weapon Law Violations	686	194	16
		Animal Cruelty	0	0	0
		Total Group A Offenses	21,796	5,456	701
		Group B Arrests			
Offense		Adult	Juvenile		
Bad Checks	8	0			
Curfew/Loitering/Vagrancy Violations	3	124			
Disorderly Conduct	371	32			
Driving Under the Influence	1,974	0			
Drunkenness	1,962	2			
Family Offenses (Nonviolent)	162	1			
Liquor Law Violations	173	25			
Peeping Tom	2	0			
Runaway	0	0			
Trespass of Real Property	294	33			
All Other Offenses	5,224	104			
Total Group B	10,173	321			

(*) Offenses are counted using the FBI Units of Count for Crime

(**) The 'Arrests' column shows arrests made for incidents during the selected period, regardless of arrest date. Arrest counts for the same period may change over time.

Warren Co. Sheriff's Office - VA0930000 - NIBRS Agency Crime Overview - 2018

2018 Population Estimate	24,391	Offenses (*)	Arrests (**)		
		Reported	Adult	Juvenile	
Law Enforcement Employees		Group A Offenses			
Sworn Male	46	Crimes Against Persons			
Sworn Female	15	Murder and Nonnegligent Manslaughter	0	0	0
Civilian Male	5	Negligent Manslaughter	0	0	0
Civilian Female	13	Kidnapping/Abduction	3	3	0
Total:	79	Forcible Rape	20	1	0
		Forcible Sodomy	2	0	0
		Sexual Assault With An Object	3	0	0
		Forcible Fondling	7	0	0
		Incest	0	0	0
Offense Overview		Statutory Rape	0	0	0
Incident Total	558	Aggravated Assault	11	2	0
Offense Total	643	Simple Assault	66	33	6
Group A Crimes per 100,000 population	2,287.7	Intimidation	6	0	1
		Human Trafficking, Commercial Sex Acts	0	0	0
		Human Trafficking, Involuntary Servitude	0	0	0
Arrest Overview		Crimes Against Property			
Total Arrests	484	Arson	2	3	0
Adult Arrests	434	Bribery	0	0	0
Juvenile Arrests	49	Burglary/Breaking & Entering	22	6	2
Unknown Age	1	Counterfeiting/Forgery	15	2	0
Arrests per 100,000 population	1,984.3	Destruction/Damage/Vandalism of Property	66	7	5
		Embezzlement	3	0	0
		Extortion/Blackmail	2	1	0
		False Pretenses/Swindle/Confidence Game	16	5	0
		Credit Card/Automatic Teller Fraud	13	1	0
		Impersonation	4	2	0
		Welfare Fraud	0	0	0
		Wire Fraud	1	0	0
		Identity Theft	0	0	0
		Hacking/Computer Invasion	0	0	0
		Robbery	2	0	0
		Pocket-picking	0	0	0
		Purse-snatching	0	0	0
		Shoplifting	55	47	1
		Theft From Building	15	2	5
		Theft From Coin Operated Machine or Device	0	0	0
		Theft From Motor Vehicle	10	0	0
		Theft of Motor Vehicle Parts/Accessories	4	0	0
		All Other Larceny	90	19	5
		Motor Vehicle Theft	3	0	0
		Stolen Property Offenses	4	3	0
		Crimes Against Society			
		Drug/Narcotic Violations	149	115	8
		Drug Equipment Violations	20	2	0
		Betting/Wagering	0	0	0
		Operating/Promoting/Assisting Gambling	0	0	0
		Gambling Equipment Violations	0	0	0
		Sports Tampering	0	0	0
		Pornography/Obscene Material	10	1	0
		Prostitution	0	0	0
		Assisting or Promoting Prostitution	0	0	0
		Purchasing Prostitution	0	0	0
		Weapon Law Violations	19	4	0
		Animal Cruelty	0	0	0
		Total Group A Offenses	643	259	33
Group B Arrests					
Offense	Adult	Juvenile			
Bad Checks	1	0			
Curfew/Loitering/Vagrancy Violations	0	0			
Disorderly Conduct	2	4			
Driving Under the Influence	54	0			
Drunkenness	36	3			
Family Offenses (Nonviolent)	2	0			
Liquor Law Violations	1	3			
Peeping Tom	0	0			
Runaway	0	2			
Trespass of Real Property	2	0			
All Other Offenses	77	4			
Total Group B	175	16			

(*) Offenses are counted using the FBI Units of Count for Crime

(**) The 'Arrests' column shows arrests made for incidents during the selected period, regardless of arrest date. Arrest counts for the same period may change over time.

Warrenton Police Department - VA0300200 - NIBRS Agency Crime Overview - 2018

2018 Population Estimate	9,875	Offenses (*)	Arrests (**)		
		Reported	Adult	Juvenile	
Law Enforcement Employees		Group A Offenses			
Sworn Male	19	Crimes Against Persons			
Sworn Female	1	Murder and Nonnegligent Manslaughter	0	0	0
Civilian Male	0	Negligent Manslaughter	0	0	0
Civilian Female	2	Kidnapping/Abduction	1	0	0
Total:	22	Forcible Rape	3	0	0
		Forcible Sodomy	1	0	0
		Sexual Assault With An Object	0	0	0
		Forcible Fondling	12	0	0
Offense Overview		Incest	0	0	0
Incident Total	544	Statutory Rape	0	0	0
Offense Total	596	Aggravated Assault	6	7	0
Group A Crimes per 100,000 population	5,508.9	Simple Assault	106	39	0
		Intimidation	9	2	0
		Human Trafficking, Commercial Sex Acts	0	0	0
		Human Trafficking, Involuntary Servitude	0	0	0
Arrest Overview		Crimes Against Property			
Total Arrests	244	Arson	1	0	0
Adult Arrests	243	Bribery	0	0	0
Juvenile Arrests	1	Burglary/Breaking & Entering	9	2	0
Unknown Age	0	Counterfeiting/Forgery	17	1	0
Arrests per 100,000 population	2,470.9	Destruction/Damage/Vandalism of Property	60	3	0
		Embezzlement	7	3	0
		Extortion/Blackmail	1	0	0
		False Pretenses/Swindle/Confidence Game	44	5	0
		Credit Card/Automatic Teller Fraud	10	0	0
		Impersonation	4	2	0
		Welfare Fraud	0	0	0
		Wire Fraud	2	0	0
		Identity Theft	0	0	0
		Hacking/Computer Invasion	0	0	0
		Robbery	2	0	0
		Pocket-picking	9	13	0
		Purse-snatching	0	0	0
		Shoplifting	76	7	0
		Theft From Building	0	0	0
		Theft From Coin Operated Machine or Device	0	0	0
		Theft From Motor Vehicle	19	0	0
		Theft of Motor Vehicle Parts/Accessories	3	0	0
		All Other Larceny	99	8	0
		Motor Vehicle Theft	3	0	0
		Stolen Property Offenses	1	0	0
		Crimes Against Society			
		Drug/Narcotic Violations	76	17	0
		Drug Equipment Violations	6	0	0
		Betting/Wagering	0	0	0
		Operating/Promoting/Assisting Gambling	0	0	0
		Gambling Equipment Violations	0	0	0
		Sports Tampering	0	0	0
		Pornography/Obscene Material	2	0	0
		Prostitution	0	1	0
		Assisting or Promoting Prostitution	1	0	0
		Purchasing Prostitution	0	0	0
		Weapon Law Violations	6	3	0
		Animal Cruelty	0	0	0
		Total Group A Offenses	596	113	0
Group B Arrests					
Offense	Adult	Juvenile			
Bad Checks	1	0			
Curfew/Loitering/Vagrancy Violations	0	0			
Disorderly Conduct	9	0			
Driving Under the Influence	35	0			
Drunkenness	70	0			
Family Offenses (Nonviolent)	0	0			
Liquor Law Violations	1	0			
Peeping Tom	0	0			
Runaway	0	0			
Trespass of Real Property	4	0			
All Other Offenses	10	1			
Total Group B	130	1			

(*) Offenses are counted using the FBI Units of Count for Crime

(**) The 'Arrests' column shows arrests made for incidents during the selected period, regardless of arrest date. Arrest counts for the same period may change over time.

Warsaw Police Department - VA0790100 - NIBRS Agency Crime Overview - 2018

2018 Population Estimate	1,485	Offenses (*)	Arrests (**)		
		Reported	Adult	Juvenile	
Law Enforcement Employees		Group A Offenses			
Sworn Male	3	Crimes Against Persons			
Sworn Female	2	Murder and Nonnegligent Manslaughter	0	0	0
Civilian Male	0	Negligent Manslaughter	0	0	0
Civilian Female	0	Kidnapping/Abduction	0	0	0
Total:	5	Forcible Rape	0	0	0
		Forcible Sodomy	0	0	0
		Sexual Assault With An Object	0	0	0
		Forcible Fondling	0	0	0
		Incest	0	0	0
Offense Overview		Statutory Rape	0	0	0
Incident Total	31	Aggravated Assault	0	0	0
Offense Total	32	Simple Assault	2	1	0
Group A Crimes per 100,000 population	2,087.5	Intimidation	0	0	0
		Human Trafficking, Commercial Sex Acts	0	0	0
		Human Trafficking, Involuntary Servitude	0	0	0
		Crimes Against Property			
Arrest Overview		Arson	0	0	0
Total Arrests	11	Bribery	0	0	0
Adult Arrests	11	Burglary/Breaking & Entering	2	0	0
Juvenile Arrests	0	Counterfeiting/Forgery	0	0	0
Unknown Age	0	Destruction/Damage/Vandalism of Property	6	0	0
Arrests per 100,000 population	740.7	Embezzlement	1	0	0
		Extortion/Blackmail	0	0	0
		False Pretenses/Swindle/Confidence Game	1	0	0
		Credit Card/Automatic Teller Fraud	2	0	0
		Impersonation	0	0	0
		Welfare Fraud	0	0	0
		Wire Fraud	0	0	0
		Identity Theft	0	0	0
		Hacking/Computer Invasion	0	0	0
		Robbery	0	0	0
		Pocket-picking	0	0	0
		Purse-snatching	0	0	0
		Shoplifting	2	1	0
		Theft From Building	1	0	0
		Theft From Coin Operated Machine or Device	0	0	0
		Theft From Motor Vehicle	0	0	0
		Theft of Motor Vehicle Parts/Accessories	0	0	0
		All Other Larceny	8	0	0
		Motor Vehicle Theft	0	0	0
		Stolen Property Offenses	1	0	0
		Crimes Against Society			
		Drug/Narcotic Violations	5	3	0
		Drug Equipment Violations	0	0	0
		Betting/Wagering	0	0	0
		Operating/Promoting/Assisting Gambling	0	0	0
		Gambling Equipment Violations	0	0	0
		Sports Tampering	0	0	0
		Pornography/Obscene Material	0	0	0
		Prostitution	0	0	0
		Assisting or Promoting Prostitution	0	0	0
		Purchasing Prostitution	0	0	0
		Weapon Law Violations	1	0	0
		Animal Cruelty	0	0	0
		Total Group A Offenses	32	5	0
Group B Arrests					
Offense	Adult	Juvenile			
Bad Checks	0	0			
Curfew/Loitering/Vagrancy Violations	0	0			
Disorderly Conduct	0	0			
Driving Under the Influence	2	0			
Drunkenness	0	0			
Family Offenses (Nonviolent)	0	0			
Liquor Law Violations	0	0			
Peeping Tom	0	0			
Runaway	0	0			
Trespass of Real Property	0	0			
All Other Offenses	4	0			
Total Group B	6	0			

(*) Offenses are counted using the FBI Units of Count for Crime

(**) The 'Arrests' column shows arrests made for incidents during the selected period, regardless of arrest date. Arrest counts for the same period may change over time.

Washington CO Sheriff's Office - VA0940000 - NIBRS Agency Crime Overview - 2018

2018 Population Estimate	43,792	Offenses (*)	Arrests (**)		
		Reported	Adult	Juvenile	
Law Enforcement Employees		Group A Offenses			
		Crimes Against Persons			
Sworn Male	67	Murder and Nonnegligent Manslaughter	3	1	0
Sworn Female	3	Negligent Manslaughter	0	0	0
Civilian Male	9	Kidnapping/Abduction	9	8	0
Civilian Female	9	Forcible Rape	7	1	0
Total:	88	Forcible Sodomy	3	1	0
		Sexual Assault With An Object	0	0	0
		Forcible Fondling	16	2	0
		Incest	0	0	0
Offense Overview		Statutory Rape	1	0	0
Incident Total	1,656	Aggravated Assault	37	19	2
Offense Total	1,928	Simple Assault	169	70	0
Group A Crimes per 100,000 population	3,781.5	Intimidation	19	2	2
		Human Trafficking, Commercial Sex Acts	0	0	0
		Human Trafficking, Involuntary Servitude	0	0	0
		Crimes Against Property			
Arrest Overview		Arson	0	0	0
Total Arrests	983	Bribery	0	0	0
Adult Arrests	961	Burglary/Breaking & Entering	101	9	0
Juvenile Arrests	22	Counterfeiting/Forgery	56	11	0
Unknown Age	0	Destruction/Damage/Vandalism of Property	159	6	1
Arrests per 100,000 population	2,244.7	Embezzlement	7	2	0
		Extortion/Blackmail	1	0	0
		False Pretenses/Swindle/Confidence Game	77	17	0
		Credit Card/Automatic Teller Fraud	46	1	0
		Impersonation	45	4	0
		Welfare Fraud	0	0	0
		Wire Fraud	1	0	0
		Identity Theft	0	0	0
		Hacking/Computer Invasion	0	0	0
		Robbery	3	0	0
		Pocket-picking	0	0	0
		Purse-snatching	0	0	0
		Shoplifting	221	189	0
		Theft From Building	5	0	0
		Theft From Coin Operated Machine or Device	0	0	0
		Theft From Motor Vehicle	29	1	0
		Theft of Motor Vehicle Parts/Accessories	34	1	0
		All Other Larceny	304	34	1
		Motor Vehicle Theft	54	7	0
		Stolen Property Offenses	9	3	0
		Crimes Against Society			
		Drug/Narcotic Violations	393	299	6
		Drug Equipment Violations	54	6	0
		Betting/Wagering	0	0	0
		Operating/Promoting/Assisting Gambling	0	0	0
		Gambling Equipment Violations	0	0	0
		Sports Tampering	0	0	0
		Pornography/Obscene Material	17	2	0
		Prostitution	0	0	0
		Assisting or Promoting Prostitution	0	0	0
		Purchasing Prostitution	0	0	0
		Weapon Law Violations	48	15	1
		Animal Cruelty	0	0	0
		Total Group A Offenses	1,928	711	13
		Group B Arrests			
Offense		Adult	Juvenile		
Bad Checks	2	0			
Curfew/Loitering/Vagrancy Violations	0	0			
Disorderly Conduct	1	0			
Driving Under the Influence	32	0			
Drunkenness	108	0			
Family Offenses (Nonviolent)	5	0			
Liquor Law Violations	1	1			
Peeping Tom	0	0			
Runaway	0	0			
Trespass of Real Property	14	0			
All Other Offenses	87	8			
Total Group B	250	9			

(*) Offenses are counted using the FBI Units of Count for Crime

(**) The 'Arrests' column shows arrests made for incidents during the selected period, regardless of arrest date. Arrest counts for the same period may change over time.

Waverly Police Department - VA0910400 - NIBRS Agency Crime Overview - 2018

2018 Population Estimate	1,997	Offenses (*)	Arrests (**)		
		Reported	Adult	Juvenile	
Law Enforcement Employees		Group A Offenses			
Sworn Male	7	Crimes Against Persons			
Sworn Female	0	Murder and Nonnegligent Manslaughter	0	0	0
Civilian Male	0	Negligent Manslaughter	0	0	0
Civilian Female	6	Kidnapping/Abduction	3	0	0
Total:	13	Forcible Rape	1	0	0
		Forcible Sodomy	0	0	0
		Sexual Assault With An Object	0	0	0
		Forcible Fondling	0	0	0
		Incest	0	0	0
Offense Overview		Statutory Rape	0	0	0
Incident Total	89	Aggravated Assault	8	0	0
Offense Total	106	Simple Assault	11	7	0
Group A Crimes per 100,000 population	4,456.7	Intimidation	0	0	0
		Human Trafficking, Commercial Sex Acts	0	0	0
		Human Trafficking, Involuntary Servitude	0	0	0
		Crimes Against Property			
Arrest Overview		Arson	1	0	0
Total Arrests	32	Bribery	0	0	0
Adult Arrests	32	Burglary/Breaking & Entering	8	0	0
Juvenile Arrests	0	Counterfeiting/Forgery	4	0	0
Unknown Age	0	Destruction/Damage/Vandalism of Property	31	1	0
Arrests per 100,000 population	1,602.4	Embezzlement	0	0	0
		Extortion/Blackmail	0	0	0
		False Pretenses/Swindle/Confidence Game	1	0	0
		Credit Card/Automatic Teller Fraud	0	0	0
		Impersonation	0	0	0
		Welfare Fraud	0	0	0
		Wire Fraud	2	0	0
		Identity Theft	0	0	0
		Hacking/Computer Invasion	0	0	0
		Robbery	0	0	0
		Pocket-picking	0	0	0
		Purse-snatching	0	0	0
		Shoplifting	2	0	0
		Theft From Building	2	0	0
		Theft From Coin Operated Machine or Device	0	0	0
		Theft From Motor Vehicle	2	0	0
		Theft of Motor Vehicle Parts/Accessories	3	0	0
		All Other Larceny	14	0	0
		Motor Vehicle Theft	3	1	0
		Stolen Property Offenses	0	0	0
		Crimes Against Society			
		Drug/Narcotic Violations	9	5	0
		Drug Equipment Violations	1	0	0
		Betting/Wagering	0	0	0
		Operating/Promoting/Assisting Gambling	0	0	0
		Gambling Equipment Violations	0	0	0
		Sports Tampering	0	0	0
		Pornography/Obscene Material	0	0	0
		Prostitution	0	0	0
		Assisting or Promoting Prostitution	0	0	0
		Purchasing Prostitution	0	0	0
		Weapon Law Violations	0	0	0
		Animal Cruelty	0	0	0
		Total Group A Offenses	106	14	0
Group B Arrests					
Offense	Adult	Juvenile			
Bad Checks	0	0			
Curfew/Loitering/Vagrancy Violations	0	0			
Disorderly Conduct	1	0			
Driving Under the Influence	3	0			
Drunkenness	4	0			
Family Offenses (Nonviolent)	0	0			
Liquor Law Violations	0	0			
Peeping Tom	0	0			
Runaway	0	0			
Trespass of Real Property	1	0			
All Other Offenses	9	0			
Total Group B	18	0			

(*) Offenses are counted using the FBI Units of Count for Crime

(**) The 'Arrests' column shows arrests made for incidents during the selected period, regardless of arrest date. Arrest counts for the same period may change over time.

Waynesboro Police Department - VA1290000 - NIBRS Agency Crime Overview - 2018

2018 Population Estimate	22,285	Offenses (*)	Arrests (**)		
		Reported	Adult	Juvenile	
Law Enforcement Employees		Group A Offenses			
		Crimes Against Persons			
Sworn Male	43	Murder and Nonnegligent Manslaughter	1	1	0
Sworn Female	4	Negligent Manslaughter	0	0	0
Civilian Male	0	Kidnapping/Abduction	8	9	0
Civilian Female	11	Forcible Rape	10	0	0
Total:	58	Forcible Sodomy	0	0	0
		Sexual Assault With An Object	1	4	0
		Forcible Fondling	14	1	0
		Incest	0	0	0
Offense Overview		Statutory Rape	1	0	0
Incident Total	1,209	Aggravated Assault	31	25	0
Offense Total	1,408	Simple Assault	289	62	0
Group A Crimes per 100,000 population	5,425.2	Intimidation	10	2	0
		Human Trafficking, Commercial Sex Acts	0	0	0
		Human Trafficking, Involuntary Servitude	0	0	0
		Crimes Against Property			
Arrest Overview		Arson	0	0	0
Total Arrests	1,033	Bribery	0	0	0
Adult Arrests	1,019	Burglary/Breaking & Entering	54	9	0
Juvenile Arrests	14	Counterfeiting/Forgery	31	16	0
Unknown Age	0	Destruction/Damage/Vandalism of Property	106	4	0
Arrests per 100,000 population	4,635.4	Embezzlement	8	3	0
		Extortion/Blackmail	0	0	0
		False Pretenses/Swindle/Confidence Game	77	20	0
		Credit Card/Automatic Teller Fraud	20	0	0
		Impersonation	0	0	0
		Welfare Fraud	0	0	0
		Wire Fraud	0	0	0
		Identity Theft	0	0	0
		Hacking/Computer Invasion	0	0	0
		Robbery	12	5	0
		Pocket-picking	1	0	0
		Purse-snatching	0	0	0
		Shoplifting	64	21	0
		Theft From Building	14	0	0
		Theft From Coin Operated Machine or Device	2	0	0
		Theft From Motor Vehicle	125	0	0
		Theft of Motor Vehicle Parts/Accessories	16	0	0
		All Other Larceny	164	48	0
		Motor Vehicle Theft	43	12	0
		Stolen Property Offenses	9	8	0
		Crimes Against Society			
		Drug/Narcotic Violations	245	142	1
		Drug Equipment Violations	16	2	0
		Betting/Wagering	0	0	0
		Operating/Promoting/Assisting Gambling	0	0	0
		Gambling Equipment Violations	0	0	0
		Sports Tampering	0	0	0
		Pornography/Obscene Material	5	1	0
		Prostitution	0	0	0
		Assisting or Promoting Prostitution	0	0	0
		Purchasing Prostitution	0	0	0
		Weapon Law Violations	31	11	0
		Animal Cruelty	0	0	0
		Total Group A Offenses	1,408	406	1
		Group B Arrests			
Offense		Adult	Juvenile		
Bad Checks	1	0			
Curfew/Loitering/Vagrancy Violations	0	0			
Disorderly Conduct	4	0			
Driving Under the Influence	39	0			
Drunkenness	59	0			
Family Offenses (Nonviolent)	7	0			
Liquor Law Violations	1	0			
Peeping Tom	1	0			
Runaway	0	0			
Trespass of Real Property	15	0			
All Other Offenses	486	13			
Total Group B	613	13			

(*) Offenses are counted using the FBI Units of Count for Crime

(**) The 'Arrests' column shows arrests made for incidents during the selected period, regardless of arrest date. Arrest counts for the same period may change over time.

Weber City Police Department - VA0840200 - NIBRS Agency Crime Overview - 2018

2018 Population Estimate	1,235	Offenses (*)	Arrests (**)	
		Reported	Adult	Juvenile
Law Enforcement Employees		Group A Offenses		
		Crimes Against Persons		
Sworn Male	3	Murder and Nonnegligent Manslaughter	0	0
Sworn Female	1	Negligent Manslaughter	0	0
Civilian Male	0	Kidnapping/Abduction	0	0
Civilian Female	0	Forcible Rape	0	0
Total:	4	Forcible Sodomy	0	0
		Sexual Assault With An Object	0	0
		Forcible Fondling	0	0
		Incest	0	0
Offense Overview		Statutory Rape	0	0
Incident Total	67	Aggravated Assault	2	2
Offense Total	84	Simple Assault	2	1
Group A Crimes per 100,000 population	5,425.1	Intimidation	0	0
		Human Trafficking, Commercial Sex Acts	0	0
		Human Trafficking, Involuntary Servitude	0	0
Arrest Overview		Crimes Against Property		
Total Arrests	108	Arson	0	0
Adult Arrests	108	Bribery	0	0
Juvenile Arrests	0	Burglary/Breaking & Entering	1	0
Unknown Age	0	Counterfeiting/Forgery	1	1
Arrests per 100,000 population	8,744.9	Destruction/Damage/Vandalism of Property	5	1
		Embezzlement	0	0
		Extortion/Blackmail	0	0
		False Pretenses/Swindle/Confidence Game	1	0
		Credit Card/Automatic Teller Fraud	1	0
		Impersonation	0	0
		Welfare Fraud	0	0
		Wire Fraud	0	0
		Identity Theft	0	0
		Hacking/Computer Invasion	0	0
		Robbery	0	0
		Pocket-picking	0	0
		Purse-snatching	0	0
		Shoplifting	4	3
		Theft From Building	1	2
		Theft From Coin Operated Machine or Device	0	0
		Theft From Motor Vehicle	0	0
		Theft of Motor Vehicle Parts/Accessories	1	0
		All Other Larceny	6	2
		Motor Vehicle Theft	2	0
		Stolen Property Offenses	0	0
		Crimes Against Society		
		Drug/Narcotic Violations	38	43
		Drug Equipment Violations	15	3
		Betting/Wagering	0	0
		Operating/Promoting/Assisting Gambling	0	0
		Gambling Equipment Violations	0	0
		Sports Tampering	0	0
		Pornography/Obscene Material	0	0
		Prostitution	0	0
		Assisting or Promoting Prostitution	0	0
		Purchasing Prostitution	0	0
		Weapon Law Violations	4	0
		Animal Cruelty	0	0
		Total Group A Offenses	84	58
			0	0

(*) Offenses are counted using the FBI Units of Count for Crime

(**) The 'Arrests' column shows arrests made for incidents during the selected period, regardless of arrest date. Arrest counts for the same period may change over time.

West Point Police Department - VA0500200 - NIBRS Agency Crime Overview - 2018

2018 Population Estimate		3,312	Offenses (*)	Arrests (**)	
Law Enforcement Employees			Reported	Adult	Juvenile
Group A Offenses					
Crimes Against Persons					
Sworn Male	9	Murder and Nonnegligent Manslaughter	0	0	0
Sworn Female	1	Negligent Manslaughter	0	0	0
Civilian Male	0	Kidnapping/Abduction	1	1	0
Civilian Female	1	Forcible Rape	0	0	0
Total:	11	Forcible Sodomy	0	0	0
Offense Overview					
Incident Total	104	Sexual Assault With An Object	0	0	0
Offense Total	125	Forcible Fondling	5	0	0
Group A Crimes per 100,000 population	3,140.1	Incest	0	0	0
Arrest Overview					
Total Arrests	43	Statutory Rape	2	0	0
Adult Arrests	41	Aggravated Assault	3	1	0
Juvenile Arrests	2	Simple Assault	24	11	0
Unknown Age	0	Intimidation	5	2	0
Arrests per 100,000 population	1,298.3	Human Trafficking, Commercial Sex Acts	0	0	0
Crimes Against Property					
Group B Arrests					
Offense					
	Adult	Juvenile			
Bad Checks	0	0	Human Trafficking, Involuntary Servitude	0	0
Curfew/Loitering/Vagrancy Violations	0	0	Arson	0	0
Disorderly Conduct	1	0	Bribery	0	0
Driving Under the Influence	3	0	Burglary/Breaking & Entering	1	0
Drunkenness	5	0	Counterfeiting/Forgery	6	0
Family Offenses (Nonviolent)	0	0	Destruction/Damage/Vandalism of Property	22	1
Liquor Law Violations	0	0	Embezzlement	1	0
Peeping Tom	0	0	Extortion/Blackmail	0	0
Runaway	0	0	False Pretenses/Swindle/Confidence Game	3	0
Trespass of Real Property	0	0	Credit Card/Automatic Teller Fraud	8	0
All Other Offenses	10	2	Impersonation	2	0
Total Group B	19	2	Welfare Fraud	0	0
Crimes Against Society					
			Wire Fraud	0	0
			Identity Theft	0	0
			Hacking/Computer Invasion	0	0
			Robbery	0	0
			Pocket-picking	0	0
			Purse-snatching	0	0
			Shoplifting	3	1
			Theft From Building	1	0
			Theft From Coin Operated Machine or Device	0	0
			Theft From Motor Vehicle	12	0
			Theft of Motor Vehicle Parts/Accessories	1	0
			All Other Larceny	10	0
			Motor Vehicle Theft	2	0
			Stolen Property Offenses	0	0
			Total Group A Offenses	125	22
					0

(*) Offenses are counted using the FBI Units of Count for Crime

(**) The 'Arrests' column shows arrests made for incidents during the selected period, regardless of arrest date. Arrest counts for the same period may change over time.

Westmoreland County Sheriffs Office - VA0950000 - NIBRS Agency Crime Overview - 2018

2018 Population Estimate	14,332	Offenses (*)	Arrests (**)		
Group A Offenses		Reported	Adult	Juvenile	
Law Enforcement Employees					
Crimes Against Persons					
Sworn Male	24	Murder and Nonnegligent Manslaughter	1	0	0
Sworn Female	3	Negligent Manslaughter	0	0	0
Civilian Male	7	Kidnapping/Abduction	2	1	0
Civilian Female	7	Forcible Rape	1	1	0
Total:	41	Forcible Sodomy	2	0	0
		Sexual Assault With An Object	0	0	0
		Forcible Fondling	2	1	0
		Incest	0	0	0
Offense Overview		Statutory Rape	0	0	0
Incident Total	332	Aggravated Assault	5	2	0
Offense Total	381	Simple Assault	74	46	2
Group A Crimes per 100,000 population	2,316.5	Intimidation	0	0	0
		Human Trafficking, Commercial Sex Acts	0	0	0
		Human Trafficking, Involuntary Servitude	0	0	0
Arrest Overview		Crimes Against Property			
Total Arrests	292	Arson	2	1	0
Adult Arrests	283	Bribery	0	0	0
Juvenile Arrests	9	Burglary/Breaking & Entering	18	11	1
Unknown Age	0	Counterfeiting/Forgery	7	3	0
Arrests per 100,000 population	2,037.4	Destruction/Damage/Vandalism of Property	46	8	0
		Embezzlement	0	0	0
		Extortion/Blackmail	3	0	0
		False Pretenses/Swindle/Confidence Game	4	1	0
		Credit Card/Automatic Teller Fraud	2	0	0
		Impersonation	0	0	0
		Welfare Fraud	0	0	0
		Wire Fraud	0	0	0
		Identity Theft	0	0	0
		Hacking/Computer Invasion	0	0	0
		Robbery	2	1	0
		Pocket-picking	0	0	0
		Purse-snatching	0	0	0
		Shoplifting	5	4	0
		Theft From Building	14	8	0
		Theft From Coin Operated Machine or Device	0	0	0
		Theft From Motor Vehicle	13	0	0
		Theft of Motor Vehicle Parts/Accessories	2	0	0
		All Other Larceny	57	9	0
		Motor Vehicle Theft	9	0	0
		Stolen Property Offenses	3	0	2
		Crimes Against Society			
		Drug/Narcotic Violations	89	65	2
		Drug Equipment Violations	9	1	0
		Betting/Wagering	0	0	0
		Operating/Promoting/Assisting Gambling	0	0	0
		Gambling Equipment Violations	0	0	0
		Sports Tampering	0	0	0
		Pornography/Obscene Material	1	0	0
		Prostitution	0	0	0
		Assisting or Promoting Prostitution	0	0	0
		Purchasing Prostitution	0	0	0
		Weapon Law Violations	8	5	0
		Animal Cruelty	0	0	0
		Total Group A Offenses	381	168	7
Group B Arrests					
Offense	Adult	Juvenile			
Bad Checks	0	0			
Curfew/Loitering/Vagrancy Violations	0	0			
Disorderly Conduct	0	0			
Driving Under the Influence	33	0			
Drunkenness	15	0			
Family Offenses (Nonviolent)	2	0			
Liquor Law Violations	6	1			
Peeping Tom	0	0			
Runaway	0	0			
Trespass of Real Property	4	0			
All Other Offenses	55	1			
Total Group B	115	2			

(*) Offenses are counted using the FBI Units of Count for Crime

(**) The 'Arrests' column shows arrests made for incidents during the selected period, regardless of arrest date. Arrest counts for the same period may change over time.

White Stone Police Department - VA0510300 - NIBRS Agency Crime Overview - 2018

2018 Population Estimate	335	Offenses (*)	Arrests (**)	
		Reported	Adult	Juvenile
Law Enforcement Employees		Group A Offenses		
		Crimes Against Persons		
Sworn Male	2	Murder and Nonnegligent Manslaughter	0	0
Sworn Female	0	Negligent Manslaughter	0	0
Civilian Male	0	Kidnapping/Abduction	0	0
Civilian Female	0	Forcible Rape	0	0
Total:	2	Forcible Sodomy	0	0
		Sexual Assault With An Object	0	0
		Forcible Fondling	0	0
		Incest	0	0
Offense Overview		Statutory Rape	0	0
Incident Total	2	Aggravated Assault	0	0
Offense Total	2	Simple Assault	0	0
Group A Crimes per 100,000 population	597.0	Intimidation	0	0
		Human Trafficking, Commercial Sex Acts	0	0
		Human Trafficking, Involuntary Servitude	0	0
Arrest Overview		Crimes Against Property		
Total Arrests	2	Arson	0	0
Adult Arrests	2	Bribery	0	0
Juvenile Arrests	0	Burglary/Breaking & Entering	0	0
Unknown Age	0	Counterfeiting/Forgery	0	0
Arrests per 100,000 population	597.0	Destruction/Damage/Vandalism of Property	0	0
		Embezzlement	0	0
		Extortion/Blackmail	0	0
		False Pretenses/Swindle/Confidence Game	0	0
		Credit Card/Automatic Teller Fraud	0	0
		Impersonation	0	0
		Welfare Fraud	0	0
		Wire Fraud	0	0
		Identity Theft	0	0
		Hacking/Computer Invasion	0	0
		Robbery	0	0
		Pocket-picking	0	0
		Purse-snatching	0	0
		Shoplifting	0	0
		Theft From Building	0	0
		Theft From Coin Operated Machine or Device	0	0
		Theft From Motor Vehicle	1	0
		Theft of Motor Vehicle Parts/Accessories	0	0
		All Other Larceny	1	1
		Motor Vehicle Theft	0	0
		Stolen Property Offenses	0	0
		Crimes Against Society		
		Drug/Narcotic Violations	0	0
		Drug Equipment Violations	0	0
		Betting/Wagering	0	0
		Operating/Promoting/Assisting Gambling	0	0
		Gambling Equipment Violations	0	0
		Sports Tampering	0	0
		Pornography/Obscene Material	0	0
		Prostitution	0	0
		Assisting or Promoting Prostitution	0	0
		Purchasing Prostitution	0	0
		Weapon Law Violations	0	0
		Animal Cruelty	0	0
		Total Group A Offenses	2	1
			0	0

(*) Offenses are counted using the FBI Units of Count for Crime

(**) The 'Arrests' column shows arrests made for incidents during the selected period, regardless of arrest date. Arrest counts for the same period may change over time.

Williamsburg Police Department - VA1300000 - NIBRS Agency Crime Overview - 2018

2018 Population Estimate	15,183	Offenses (*)	Arrests (**)		
		Reported	Adult	Juvenile	
Law Enforcement Employees		Group A Offenses			
Sworn Male	29	Crimes Against Persons			
Sworn Female	9	Murder and Nonnegligent Manslaughter	0	0	0
Civilian Male	0	Negligent Manslaughter	0	0	0
Civilian Female	3	Kidnapping/Abduction	1	6	0
Total:	41	Forcible Rape	1	0	0
		Forcible Sodomy	2	0	0
		Sexual Assault With An Object	0	0	0
		Forcible Fondling	6	3	0
Offense Overview		Incest	0	0	0
Incident Total	655	Statutory Rape	0	0	0
Offense Total	718	Aggravated Assault	10	9	2
Group A Crimes per 100,000 population	4,314.0	Simple Assault	129	76	8
		Intimidation	13	1	0
		Human Trafficking, Commercial Sex Acts	0	0	0
		Human Trafficking, Involuntary Servitude	0	0	0
Arrest Overview		Crimes Against Property			
Total Arrests	681	Arson	0	0	0
Adult Arrests	658	Bribery	0	0	0
Juvenile Arrests	23	Burglary/Breaking & Entering	5	3	0
Unknown Age	0	Counterfeiting/Forgery	21	7	0
Arrests per 100,000 population	4,485.3	Destruction/Damage/Vandalism of Property	83	6	1
		Embezzlement	7	4	0
		Extortion/Blackmail	1	0	0
		False Pretenses/Swindle/Confidence Game	28	5	0
		Credit Card/Automatic Teller Fraud	25	1	0
		Impersonation	11	12	0
		Welfare Fraud	0	0	0
		Wire Fraud	2	0	0
		Identity Theft	0	0	0
		Hacking/Computer Invasion	0	0	0
		Robbery	7	3	0
		Pocket-picking	0	0	0
		Purse-snatching	0	0	0
		Shoplifting	27	10	0
		Theft From Building	38	0	0
		Theft From Coin Operated Machine or Device	0	0	0
		Theft From Motor Vehicle	39	0	0
		Theft of Motor Vehicle Parts/Accessories	7	0	0
		All Other Larceny	71	29	3
		Motor Vehicle Theft	8	0	0
		Stolen Property Offenses	6	5	1
		Crimes Against Society			
		Drug/Narcotic Violations	149	122	4
		Drug Equipment Violations	5	0	0
		Betting/Wagering	0	0	0
		Operating/Promoting/Assisting Gambling	0	0	0
		Gambling Equipment Violations	0	0	0
		Sports Tampering	0	0	0
		Pornography/Obscene Material	0	0	0
		Prostitution	1	1	2
		Assisting or Promoting Prostitution	0	0	0
		Purchasing Prostitution	0	0	0
		Weapon Law Violations	15	11	1
		Animal Cruelty	0	0	0
		Total Group A Offenses	718	314	22
Group B Arrests					
Offense	Adult	Juvenile			
Bad Checks	0	0			
Curfew/Loitering/Vagrancy Violations	0	0			
Disorderly Conduct	11	0			
Driving Under the Influence	67	0			
Drunkenness	119	0			
Family Offenses (Nonviolent)	1	0			
Liquor Law Violations	9	0			
Peeping Tom	0	0			
Runaway	0	0			
Trespass of Real Property	11	0			
All Other Offenses	126	1			
Total Group B	344	1			

(*) Offenses are counted using the FBI Units of Count for Crime

(**) The 'Arrests' column shows arrests made for incidents during the selected period, regardless of arrest date. Arrest counts for the same period may change over time.

Winchester Police Department - VA1310000 - NIBRS Agency Crime Overview - 2018

2018 Population Estimate	28,282	Offenses (*)	Arrests (**)	
		Reported	Adult	Juvenile
Law Enforcement Employees		Group A Offenses		
		Crimes Against Persons		
Sworn Male	61	Murder and Nonnegligent Manslaughter	0	0
Sworn Female	15	Negligent Manslaughter	1	0
Civilian Male	0	Kidnapping/Abduction	13	5
Civilian Female	9	Forcible Rape	10	1
Total:	85	Forcible Sodomy	2	0
		Sexual Assault With An Object	27	0
		Forcible Fondling	9	7
		Incest	0	0
Offense Overview		Statutory Rape	2	1
Incident Total	2,142	Aggravated Assault	41	11
Offense Total	2,432	Simple Assault	569	171
Group A Crimes per 100,000 population	7,573.7	Intimidation	4	2
		Human Trafficking, Commercial Sex Acts	0	0
		Human Trafficking, Involuntary Servitude	0	0
		Crimes Against Property		
Arrest Overview		Arson	2	1
Total Arrests	2,153	Bribery	0	0
Adult Arrests	2,080	Burglary/Breaking & Entering	84	6
Juvenile Arrests	73	Counterfeiting/Forgery	40	9
Unknown Age	0	Destruction/Damage/Vandalism of Property	219	15
Arrests per 100,000 population	7,612.6	Embezzlement	14	1
		Extortion/Blackmail	2	0
		False Pretenses/Swindle/Confidence Game	106	9
		Credit Card/Automatic Teller Fraud	57	2
		Impersonation	0	2
		Welfare Fraud	1	0
		Wire Fraud	2	0
		Identity Theft	0	0
		Hacking/Computer Invasion	0	0
		Robbery	16	1
		Pocket-picking	0	0
		Purse-snatching	0	0
		Shoplifting	173	101
		Theft From Building	1	0
		Theft From Coin Operated Machine or Device	0	0
		Theft From Motor Vehicle	54	0
		Theft of Motor Vehicle Parts/Accessories	10	0
		All Other Larceny	331	38
		Motor Vehicle Theft	39	2
		Stolen Property Offenses	8	4
		Crimes Against Society		
		Drug/Narcotic Violations	451	240
		Drug Equipment Violations	86	23
		Betting/Wagering	0	0
		Operating/Promoting/Assisting Gambling	0	0
		Gambling Equipment Violations	0	0
		Sports Tampering	0	0
		Pornography/Obscene Material	7	0
		Prostitution	0	0
		Assisting or Promoting Prostitution	0	0
		Purchasing Prostitution	0	0
		Weapon Law Violations	51	19
		Animal Cruelty	0	0
		Total Group A Offenses	2,432	671
			12	

Group B Arrests		
Offense	Adult	Juvenile
Bad Checks	4	0
Curfew/Loitering/Vagrancy Violations	0	0
Disorderly Conduct	4	0
Driving Under the Influence	172	1
Drunkenness	526	0
Family Offenses (Nonviolent)	6	6
Liquor Law Violations	26	6
Peeping Tom	0	0
Runaway	0	0
Trespass of Real Property	17	0
All Other Offenses	654	48
Total Group B	1,409	61

(*) Offenses are counted using the FBI Units of Count for Crime

(**) The 'Arrests' column shows arrests made for incidents during the selected period, regardless of arrest date. Arrest counts for the same period may change over time.

Windsor Police Department - VA0460200 - NIBRS Agency Crime Overview - 2018

2018 Population Estimate	2,716	Offenses (*)	Arrests (**)	
		Reported	Adult	Juvenile
Law Enforcement Employees		Group A Offenses		
		Crimes Against Persons		
Sworn Male	6	Murder and Nonnegligent Manslaughter	0	0
Sworn Female	0	Negligent Manslaughter	0	0
Civilian Male	0	Kidnapping/Abduction	2	0
Civilian Female	0	Forcible Rape	0	0
Total:	6	Forcible Sodomy	0	0
		Sexual Assault With An Object	0	0
		Forcible Fondling	3	0
		Incest	0	0
Offense Overview		Statutory Rape	0	0
Incident Total	96	Aggravated Assault	4	0
Offense Total	108	Simple Assault	16	5
Group A Crimes per 100,000 population	3,534.6	Intimidation	1	1
		Human Trafficking, Commercial Sex Acts	0	0
		Human Trafficking, Involuntary Servitude	0	0
		Crimes Against Property		
Arrest Overview		Arson	0	0
Total Arrests	86	Bribery	0	0
Adult Arrests	84	Burglary/Breaking & Entering	3	1
Juvenile Arrests	2	Counterfeiting/Forgery	6	0
Unknown Age	0	Destruction/Damage/Vandalism of Property	11	0
Arrests per 100,000 population	3,166.4	Embezzlement	1	0
		Extortion/Blackmail	0	0
		False Pretenses/Swindle/Confidence Game	4	2
		Credit Card/Automatic Teller Fraud	2	0
		Impersonation	3	0
		Welfare Fraud	0	0
		Wire Fraud	1	0
		Identity Theft	0	0
		Hacking/Computer Invasion	0	0
		Robbery	0	0
		Pocket-picking	0	0
		Purse-snatching	0	0
		Shoplifting	5	2
		Theft From Building	0	0
		Theft From Coin Operated Machine or Device	1	0
		Theft From Motor Vehicle	3	0
		Theft of Motor Vehicle Parts/Accessories	0	0
		All Other Larceny	3	2
		Motor Vehicle Theft	0	0
		Stolen Property Offenses	3	2
		Crimes Against Society		
		Drug/Narcotic Violations	32	32
		Drug Equipment Violations	0	0
		Betting/Wagering	0	0
		Operating/Promoting/Assisting Gambling	0	0
		Gambling Equipment Violations	0	0
		Sports Tampering	0	0
		Pornography/Obscene Material	1	0
		Prostitution	0	0
		Assisting or Promoting Prostitution	0	0
		Purchasing Prostitution	0	0
		Weapon Law Violations	3	1
		Animal Cruelty	0	0
		Total Group A Offenses	108	50
			2	
Group B Arrests				
Offense		Adult	Juvenile	
Bad Checks	0	0		
Curfew/Loitering/Vagrancy Violations	0	0		
Disorderly Conduct	0	0		
Driving Under the Influence	13	0		
Drunkenness	10	0		
Family Offenses (Nonviolent)	0	0		
Liquor Law Violations	3	0		
Peeping Tom	0	0		
Runaway	0	0		
Trespass of Real Property	1	0		
All Other Offenses	7	0		
Total Group B	34	0		

(*) Offenses are counted using the FBI Units of Count for Crime

(**) The 'Arrests' column shows arrests made for incidents during the selected period, regardless of arrest date. Arrest counts for the same period may change over time.

Wise County Sheriff's Office - VA0960000 - NIBRS Agency Crime Overview - 2018

2018 Population Estimate	24,798	Offenses (*)	Arrests (**)		
		Reported	Adult	Juvenile	
Law Enforcement Employees		Group A Offenses			
Sworn Male	48	Crimes Against Persons			
Sworn Female	5	Murder and Nonnegligent Manslaughter	0	0	0
Civilian Male	2	Negligent Manslaughter	0	0	0
Civilian Female	16	Kidnapping/Abduction	8	5	0
Total:	71	Forcible Rape	4	0	3
		Forcible Sodomy	0	0	0
		Sexual Assault With An Object	25	1	0
		Forcible Fondling	0	0	0
Offense Overview		Incest	0	0	0
Incident Total	698	Statutory Rape	0	0	0
Offense Total	826	Aggravated Assault	16	13	1
Group A Crimes per 100,000 population	2,814.7	Simple Assault	182	93	4
		Intimidation	1	1	0
		Human Trafficking, Commercial Sex Acts	0	0	0
		Human Trafficking, Involuntary Servitude	0	0	0
Arrest Overview		Crimes Against Property			
Total Arrests	1,072	Arson	2	0	0
Adult Arrests	1,045	Bribery	0	0	0
Juvenile Arrests	27	Burglary/Breaking & Entering	41	6	0
Unknown Age	0	Counterfeiting/Forgery	5	2	0
Arrests per 100,000 population	4,322.9	Destruction/Damage/Vandalism of Property	117	10	0
		Embezzlement	2	0	0
		Extortion/Blackmail	0	0	0
		False Pretenses/Swindle/Confidence Game	15	3	0
		Credit Card/Automatic Teller Fraud	12	1	0
		Impersonation	8	4	0
		Welfare Fraud	0	0	0
		Wire Fraud	0	0	0
		Identity Theft	0	0	0
		Hacking/Computer Invasion	0	0	0
		Robbery	1	0	0
		Pocket-picking	0	0	0
		Purse-snatching	0	0	0
		Shoplifting	5	3	0
		Theft From Building	16	0	0
		Theft From Coin Operated Machine or Device	0	0	0
		Theft From Motor Vehicle	14	0	0
		Theft of Motor Vehicle Parts/Accessories	0	0	0
		All Other Larceny	114	10	0
		Motor Vehicle Theft	27	0	0
		Stolen Property Offenses	3	4	0
		Crimes Against Society			
		Drug/Narcotic Violations	109	73	0
		Drug Equipment Violations	64	25	0
		Betting/Wagering	0	0	0
		Operating/Promoting/Assisting Gambling	0	0	0
		Gambling Equipment Violations	0	0	0
		Sports Tampering	0	0	0
		Pornography/Obscene Material	6	1	1
		Prostitution	0	0	0
		Assisting or Promoting Prostitution	0	0	0
		Purchasing Prostitution	0	0	0
		Weapon Law Violations	29	12	2
		Animal Cruelty	0	0	0
		Total Group A Offenses	826	267	11
Group B Arrests					
Offense	Adult	Juvenile			
Bad Checks	1	0			
Curfew/Loitering/Vagrancy Violations	0	0			
Disorderly Conduct	4	2			
Driving Under the Influence	35	0			
Drunkenness	104	1			
Family Offenses (Nonviolent)	2	0			
Liquor Law Violations	0	0			
Peeping Tom	0	0			
Runaway	0	2			
Trespass of Real Property	23	0			
All Other Offenses	609	11			
Total Group B	778	16			

(*) Offenses are counted using the FBI Units of Count for Crime

(**) The 'Arrests' column shows arrests made for incidents during the selected period, regardless of arrest date. Arrest counts for the same period may change over time.

Wise Police Department - VA0960600 - NIBRS Agency Crime Overview - 2018

2018 Population Estimate	2,998	Offenses (*)	Arrests (**)	
		Reported	Adult	Juvenile
Law Enforcement Employees		Group A Offenses		
		Crimes Against Persons		
Sworn Male	11	Murder and Nonnegligent Manslaughter	0	0
Sworn Female	1	Negligent Manslaughter	0	0
Civilian Male	0	Kidnapping/Abduction	0	0
Civilian Female	1	Forcible Rape	0	0
Total:	13	Forcible Sodomy	0	0
		Sexual Assault With An Object	0	0
		Forcible Fondling	2	0
Offense Overview		Incest	0	0
Incident Total	100	Statutory Rape	0	0
Offense Total	126	Aggravated Assault	1	1
Group A Crimes per 100,000 population	3,335.6	Simple Assault	23	18
		Intimidation	0	0
		Human Trafficking, Commercial Sex Acts	0	0
		Human Trafficking, Involuntary Servitude	0	0
Arrest Overview		Crimes Against Property		
Total Arrests	133	Arson	1	0
Adult Arrests	132	Bribery	0	0
Juvenile Arrests	1	Burglary/Breaking & Entering	10	4
Unknown Age	0	Counterfeiting/Forgery	8	0
Arrests per 100,000 population	4,436.3	Destruction/Damage/Vandalism of Property	17	0
		Embezzlement	1	0
		Extortion/Blackmail	0	0
		False Pretenses/Swindle/Confidence Game	2	0
		Credit Card/Automatic Teller Fraud	0	0
		Impersonation	0	0
		Welfare Fraud	0	0
		Wire Fraud	0	0
		Identity Theft	0	0
		Hacking/Computer Invasion	0	0
		Robbery	0	0
		Pocket-picking	0	0
		Purse-snatching	0	0
		Shoplifting	2	0
		Theft From Building	5	2
		Theft From Coin Operated Machine or Device	1	0
		Theft From Motor Vehicle	1	0
		Theft of Motor Vehicle Parts/Accessories	0	0
		All Other Larceny	14	3
		Motor Vehicle Theft	3	3
		Stolen Property Offenses	4	1
		Crimes Against Society		
		Drug/Narcotic Violations	20	15
		Drug Equipment Violations	9	1
		Betting/Wagering	0	0
		Operating/Promoting/Assisting Gambling	0	0
		Gambling Equipment Violations	0	0
		Sports Tampering	0	0
		Pornography/Obscene Material	0	0
		Prostitution	0	0
		Assisting or Promoting Prostitution	0	0
		Purchasing Prostitution	0	0
		Weapon Law Violations	2	1
		Animal Cruelty	0	0
		Total Group A Offenses	126	49
				1
Group B Arrests				
Offense	Adult	Juvenile		
Bad Checks	0	0		
Curfew/Loitering/Vagrancy Violations	0	0		
Disorderly Conduct	0	0		
Driving Under the Influence	8	0		
Drunkenness	18	0		
Family Offenses (Nonviolent)	0	0		
Liquor Law Violations	1	0		
Peeping Tom	0	0		
Runaway	0	0		
Trespass of Real Property	5	0		
All Other Offenses	51	0		
Total Group B	83	0		

(*) Offenses are counted using the FBI Units of Count for Crime

(**) The 'Arrests' column shows arrests made for incidents during the selected period, regardless of arrest date. Arrest counts for the same period may change over time.

Woodstock Police Department - VA0850300 - NIBRS Agency Crime Overview - 2018

2018 Population Estimate	5,212	Offenses (*)	Arrests (**)		
		Reported	Adult	Juvenile	
Law Enforcement Employees		Group A Offenses			
Sworn Male		Crimes Against Persons			
Sworn Female	1	Murder and Nonnegligent Manslaughter	0	0	0
Civilian Male	0	Negligent Manslaughter	0	0	0
Civilian Female	2	Kidnapping/Abduction	0	0	0
Total:	20	Forcible Rape	0	0	0
		Forcible Sodomy	0	0	0
		Sexual Assault With An Object	0	0	0
		Forcible Fondling	5	0	0
		Incest	0	0	0
		Statutory Rape	0	0	0
		Aggravated Assault	8	5	0
		Simple Assault	46	23	1
		Intimidation	1	1	0
		Human Trafficking, Commercial Sex Acts	0	0	0
		Human Trafficking, Involuntary Servitude	0	0	0
		Crimes Against Property			
		Arson	0	0	0
		Bribery	0	0	0
		Burglary/Breaking & Entering	4	1	0
		Counterfeiting/Forgery	6	0	0
		Destruction/Damage/Vandalism of Property	55	5	4
		Embezzlement	1	0	0
		Extortion/Blackmail	0	0	0
		False Pretenses/Swindle/Confidence Game	28	7	0
		Credit Card/Automatic Teller Fraud	5	0	0
		Impersonation	3	0	0
		Welfare Fraud	0	0	0
		Wire Fraud	0	0	0
		Identity Theft	0	0	0
		Hacking/Computer Invasion	0	0	0
		Robbery	1	1	0
		Pocket-picking	0	0	0
		Purse-snatching	0	0	0
		Shoplifting	26	14	1
		Theft From Building	37	12	1
		Theft From Coin Operated Machine or Device	0	1	0
		Theft From Motor Vehicle	12	2	0
		Theft of Motor Vehicle Parts/Accessories	1	0	0
		All Other Larceny	17	10	0
		Motor Vehicle Theft	2	1	0
		Stolen Property Offenses	2	3	1
		Crimes Against Society			
		Drug/Narcotic Violations	90	72	7
		Drug Equipment Violations	22	1	0
		Betting/Wagering	0	0	0
		Operating/Promoting/Assisting Gambling	0	0	0
		Gambling Equipment Violations	0	0	0
		Sports Tampering	0	0	0
		Pornography/Obscene Material	6	2	0
		Prostitution	0	0	0
		Assisting or Promoting Prostitution	0	0	0
		Purchasing Prostitution	0	0	0
		Weapon Law Violations	6	5	0
		Animal Cruelty	0	0	0
		Total Group A Offenses	384	166	15
Offense Overview					
Incident Total	305				
Offense Total	384				
Group A Crimes per 100,000 population	5,851.9				
Arrest Overview					
Total Arrests	206				
Adult Arrests	188				
Juvenile Arrests	18				
Unknown Age	0				
Arrests per 100,000 population	3,952.4				
Group B Arrests					
Offense	Adult	Juvenile			
Bad Checks	3	0			
Curfew/Loitering/Vagrancy Violations	0	0			
Disorderly Conduct	1	0			
Driving Under the Influence	3	0			
Drunkenness	2	0			
Family Offenses (Nonviolent)	1	0			
Liquor Law Violations	0	0			
Peeping Tom	0	0			
Runaway	0	0			
Trespass of Real Property	4	0			
All Other Offenses	8	3			
Total Group B	22	3			

(*) Offenses are counted using the FBI Units of Count for Crime

(**) The 'Arrests' column shows arrests made for incidents during the selected period, regardless of arrest date. Arrest counts for the same period may change over time.

Wythe CO Sheriff's Office - VA0970000 - NIBRS Agency Crime Overview - 2018

2018 Population Estimate	19,190	Offenses (*)	Arrests (**)		
		Reported	Adult	Juvenile	
Law Enforcement Employees		Group A Offenses			
Sworn Male	33	Crimes Against Persons			
Sworn Female	2	Murder and Nonnegligent Manslaughter	2	0	0
Civilian Male	0	Negligent Manslaughter	0	0	0
Civilian Female	9	Kidnapping/Abduction	2	1	0
Total:	44	Forcible Rape	3	1	0
		Forcible Sodomy	4	0	0
		Sexual Assault With An Object	8	1	0
		Forcible Fondling	2	0	0
		Incest	0	0	0
Offense Overview		Statutory Rape	1	0	0
Incident Total	529	Aggravated Assault	10	5	0
Offense Total	613	Simple Assault	74	46	5
Group A Crimes per 100,000 population	2,756.6	Intimidation	8	0	3
		Human Trafficking, Commercial Sex Acts	0	0	0
		Human Trafficking, Involuntary Servitude	0	0	0
		Crimes Against Property			
Arrest Overview		Arson	0	0	0
Total Arrests	469	Bribery	0	0	0
Adult Arrests	447	Burglary/Breaking & Entering	17	3	0
Juvenile Arrests	22	Counterfeiting/Forgery	6	0	0
Unknown Age	0	Destruction/Damage/Vandalism of Property	49	4	0
Arrests per 100,000 population	2,444.0	Embezzlement	2	0	0
		Extortion/Blackmail	1	0	0
		False Pretenses/Swindle/Confidence Game	10	3	0
		Credit Card/Automatic Teller Fraud	7	0	0
		Impersonation	2	3	0
		Welfare Fraud	0	0	0
		Wire Fraud	0	0	0
		Identity Theft	0	0	0
		Hacking/Computer Invasion	0	0	0
		Robbery	1	3	0
		Pocket-picking	9	1	1
		Purse-snatching	0	0	0
		Shoplifting	9	9	0
		Theft From Building	10	1	0
		Theft From Coin Operated Machine or Device	2	0	0
		Theft From Motor Vehicle	15	2	0
		Theft of Motor Vehicle Parts/Accessories	9	0	0
		All Other Larceny	59	11	0
		Motor Vehicle Theft	18	8	0
		Stolen Property Offenses	0	2	0
		Crimes Against Society			
		Drug/Narcotic Violations	228	128	6
		Drug Equipment Violations	17	1	0
		Betting/Wagering	0	0	0
		Operating/Promoting/Assisting Gambling	0	0	0
		Gambling Equipment Violations	0	0	0
		Sports Tampering	0	0	0
		Pornography/Obscene Material	6	0	0
		Prostitution	0	0	0
		Assisting or Promoting Prostitution	0	0	0
		Purchasing Prostitution	0	0	0
		Weapon Law Violations	22	7	1
		Animal Cruelty	0	0	0
		Total Group A Offenses	613	240	16
Group B Arrests					
Offense	Adult	Juvenile			
Bad Checks	1	0			
Curfew/Loitering/Vagrancy Violations	0	0			
Disorderly Conduct	6	0			
Driving Under the Influence	55	1			
Drunkenness	69	0			
Family Offenses (Nonviolent)	3	0			
Liquor Law Violations	0	1			
Peeping Tom	0	0			
Runaway	0	0			
Trespass of Real Property	10	0			
All Other Offenses	63	4			
Total Group B	207	6			

(*) Offenses are counted using the FBI Units of Count for Crime

(**) The 'Arrests' column shows arrests made for incidents during the selected period, regardless of arrest date. Arrest counts for the same period may change over time.

Wytheville Police Department - VA0970100 - NIBRS Agency Crime Overview - 2018

2018 Population Estimate		7,998	Offenses (*)	Arrests (**)	
Law Enforcement Employees			Reported	Adult	Juvenile
Group A Offenses					
Crimes Against Persons					
Sworn Male	23	Murder and Nonnegligent Manslaughter	0	0	0
Sworn Female	2	Negligent Manslaughter	0	0	0
Civilian Male	1	Kidnapping/Abduction	0	0	0
Civilian Female	2	Forcible Rape	1	0	0
Total:	28	Forcible Sodomy	0	0	0
		Sexual Assault With An Object	0	0	0
		Forcible Fondling	0	0	0
		Incest	0	0	0
Offense Overview		Statutory Rape	0	0	0
Incident Total	334	Aggravated Assault	3	0	0
Offense Total	355	Simple Assault	27	15	0
Group A Crimes per 100,000 population	4,176.0	Intimidation	1	0	0
		Human Trafficking, Commercial Sex Acts	0	0	0
		Human Trafficking, Involuntary Servitude	0	0	0
Arrest Overview		Crimes Against Property			
Total Arrests	177	Arson	0	0	0
Adult Arrests	177	Bribery	0	0	0
Juvenile Arrests	0	Burglary/Breaking & Entering	12	3	0
Unknown Age	0	Counterfeiting/Forgery	9	1	0
Arrests per 100,000 population	2,213.1	Destruction/Damage/Vandalism of Property	30	2	0
		Embezzlement	1	0	0
		Extortion/Blackmail	0	0	0
		False Pretenses/Swindle/Confidence Game	21	1	0
		Credit Card/Automatic Teller Fraud	11	0	0
		Impersonation	3	0	0
		Welfare Fraud	0	0	0
		Wire Fraud	0	0	0
		Identity Theft	0	0	0
		Hacking/Computer Invasion	0	0	0
		Robbery	1	0	0
		Pocket-picking	1	0	0
		Purse-snatching	0	0	0
		Shoplifting	28	16	0
		Theft From Building	14	3	0
		Theft From Coin Operated Machine or Device	0	0	0
		Theft From Motor Vehicle	26	1	0
		Theft of Motor Vehicle Parts/Accessories	11	0	0
		All Other Larceny	90	6	0
		Motor Vehicle Theft	14	4	0
		Stolen Property Offenses	1	1	0
		Crimes Against Society			
		Drug/Narcotic Violations	38	7	0
		Drug Equipment Violations	5	3	0
		Betting/Wagering	0	0	0
		Operating/Promoting/Assisting Gambling	0	0	0
		Gambling Equipment Violations	0	0	0
		Sports Tampering	0	0	0
		Pornography/Obscene Material	0	0	0
		Prostitution	0	0	0
		Assisting or Promoting Prostitution	0	0	0
		Purchasing Prostitution	0	0	0
		Weapon Law Violations	7	1	0
		Animal Cruelty	0	0	0
		Total Group A Offenses	355	64	0
Group B Arrests					
Offense	Adult	Juvenile			
Bad Checks	1	0			
Curfew/Loitering/Vagrancy Violations	0	0			
Disorderly Conduct	2	0			
Driving Under the Influence	9	0			
Drunkenness	42	0			
Family Offenses (Nonviolent)	0	0			
Liquor Law Violations	0	0			
Peeping Tom	0	0			
Runaway	0	0			
Trespass of Real Property	9	0			
All Other Offenses	50	0			
Total Group B	113	0			

(*) Offenses are counted using the FBI Units of Count for Crime

(**) The 'Arrests' column shows arrests made for incidents during the selected period, regardless of arrest date. Arrest counts for the same period may change over time.

York - Poquoson Sheriff's Office - VA0980000 - NIBRS Agency Crime Overview - 2018

2018 Population Estimate	68,725	Offenses (*)	Arrests (**)		
		Reported	Adult	Juvenile	
Law Enforcement Employees		Group A Offenses			
Sworn Male	76	Crimes Against Persons			
Sworn Female	15	Murder and Nonnegligent Manslaughter	3	5	0
Civilian Male	0	Negligent Manslaughter	2	1	0
Civilian Female	8	Kidnapping/Abduction	13	11	0
Total:	99	Forcible Rape	10	3	0
		Forcible Sodomy	6	0	0
		Sexual Assault With An Object	0	1	0
		Forcible Fondling	25	3	7
Offense Overview		Incest	0	0	0
Incident Total	2,526	Statutory Rape	0	0	0
Offense Total	2,812	Aggravated Assault	60	19	2
Group A Crimes per 100,000 population	3,675.5	Simple Assault	433	153	34
		Intimidation	71	8	5
		Human Trafficking, Commercial Sex Acts	0	0	0
		Human Trafficking, Involuntary Servitude	0	0	0
Arrest Overview		Crimes Against Property			
Total Arrests	1,755	Arson	6	2	0
Adult Arrests	1,606	Bribery	0	0	0
Juvenile Arrests	149	Burglary/Breaking & Entering	80	18	4
Unknown Age	0	Counterfeiting/Forgery	36	6	0
Arrests per 100,000 population	2,553.7	Destruction/Damage/Vandalism of Property	333	61	8
		Embezzlement	40	20	0
		Extortion/Blackmail	3	0	0
		False Pretenses/Swindle/Confidence Game	123	18	0
		Credit Card/Automatic Teller Fraud	106	10	0
		Impersonation	32	9	0
		Welfare Fraud	0	0	0
		Wire Fraud	7	0	0
		Identity Theft	0	0	0
		Hacking/Computer Invasion	0	0	0
		Robbery	17	4	3
		Pocket-picking	0	0	0
		Purse-snatching	1	0	0
		Shoplifting	225	78	6
		Theft From Building	76	0	0
		Theft From Coin Operated Machine or Device	0	0	0
		Theft From Motor Vehicle	239	0	0
		Theft of Motor Vehicle Parts/Accessories	39	0	0
		All Other Larceny	316	212	12
		Motor Vehicle Theft	31	0	0
		Stolen Property Offenses	21	11	0
		Crimes Against Society			
		Drug/Narcotic Violations	362	307	29
		Drug Equipment Violations	23	3	0
		Betting/Wagering	0	0	0
		Operating/Promoting/Assisting Gambling	0	0	0
		Gambling Equipment Violations	0	0	0
		Sports Tampering	0	0	0
		Pornography/Obscene Material	21	1	0
		Prostitution	0	0	0
		Assisting or Promoting Prostitution	0	0	0
		Purchasing Prostitution	0	0	0
		Weapon Law Violations	52	24	0
		Animal Cruelty	0	0	0
		Total Group A Offenses	2,812	988	110
Group B Arrests					
Offense	Adult	Juvenile			
Bad Checks	1	0			
Curfew/Loitering/Vagrancy Violations	0	0			
Disorderly Conduct	8	6			
Driving Under the Influence	141	0			
Drunkenness	65	0			
Family Offenses (Nonviolent)	7	0			
Liquor Law Violations	15	6			
Peeping Tom	0	0			
Runaway	0	10			
Trespass of Real Property	31	6			
All Other Offenses	350	11			
Total Group B	618	39			

(*) Offenses are counted using the FBI Units of Count for Crime

(**) The 'Arrests' column shows arrests made for incidents during the selected period, regardless of arrest date. Arrest counts for the same period may change over time.

Alcoholic Beverage Control Authority - VA0430300 - NIBRS Agency Crime Overview - 2018

2018 Population Estimate	N/A	Offenses (*)			Arrests (**)	
		Group A Offenses	Reported	Adult	Juvenile	
Law Enforcement Employees		Crimes Against Persons				
Sworn Male	72	Murder and Nonnegligent Manslaughter	0	0	0	0
Sworn Female	24	Negligent Manslaughter	0	0	0	0
Civilian Male	17	Kidnapping/Abduction	0	0	0	0
Civilian Female	33	Forcible Rape	0	0	0	0
Total:	146	Forcible Sodomy	0	0	0	0
		Sexual Assault With An Object	0	0	0	0
		Forcible Fondling	0	0	0	0
Offense Overview		Incest	0	0	0	0
Incident Total	74	Statutory Rape	0	0	0	0
Offense Total	100	Aggravated Assault	5	1	0	0
Group A Crimes per 100,000 population	N/A	Simple Assault	0	0	0	0
		Intimidation	0	0	0	0
		Human Trafficking, Commercial Sex Acts	0	0	0	0
		Human Trafficking, Involuntary Servitude	0	0	0	0
Arrest Overview		Crimes Against Property				
Total Arrests	516	Arson	0	0	0	0
Adult Arrests	506	Bribery	0	0	0	0
Juvenile Arrests	10	Burglary/Breaking & Entering	3	0	0	0
Unknown Age	0	Counterfeiting/Forgery	16	5	0	0
Arrests per 100,000 population	N/A	Destruction/Damage/Vandalism of Property	0	0	0	0
		Embezzlement	7	6	0	0
		Extortion/Blackmail	0	0	0	0
		False Pretenses/Swindle/Confidence Game	6	4	0	0
		Credit Card/Automatic Teller Fraud	8	0	0	0
		Impersonation	2	1	0	0
		Welfare Fraud	0	0	0	0
		Wire Fraud	0	0	0	0
		Identity Theft	0	0	0	0
		Hacking/Computer Invasion	0	0	0	0
		Robbery	0	0	0	0
		Pocket-picking	1	1	0	0
		Purse-snatching	0	0	0	0
		Shoplifting	13	9	0	0
		Theft From Building	0	0	0	0
		Theft From Coin Operated Machine or Device	0	0	0	0
		Theft From Motor Vehicle	0	0	0	0
		Theft of Motor Vehicle Parts/Accessories	0	0	0	0
		All Other Larceny	34	21	0	0
		Motor Vehicle Theft	0	0	0	0
		Stolen Property Offenses	1	1	0	0
		Crimes Against Society				
		Drug/Narcotic Violations	3	0	0	0
		Drug Equipment Violations	0	0	0	0
		Betting/Wagering	0	0	0	0
		Operating/Promoting/Assisting Gambling	0	0	0	0
		Gambling Equipment Violations	0	0	0	0
		Sports Tampering	0	0	0	0
		Pornography/Obscene Material	0	0	0	0
		Prostitution	0	0	0	0
		Assisting or Promoting Prostitution	0	0	0	0
		Purchasing Prostitution	0	0	0	0
		Weapon Law Violations	1	0	0	0
		Animal Cruelty	0	0	0	0
		Total Group A Offenses	100	49	0	0
Group B Arrests						
Offense	Adult	Juvenile				
Bad Checks	0	0				
Curfew/Loitering/Vagrancy Violations	0	0				
Disorderly Conduct	3	0				
Driving Under the Influence	0	0				
Drunkenness	6	0				
Family Offenses (Nonviolent)	0	0				
Liquor Law Violations	395	10				
Peeping Tom	0	0				
Runaway	0	0				
Trespass of Real Property	3	0				
All Other Offenses	50	0				
Total Group B	457	10				

(*) Offenses are counted using the FBI Units of Count for Crime

(**) The 'Arrests' column shows arrests made for incidents during the selected period, regardless of arrest date. Arrest counts for the same period may change over time.

Capitol Police - VA1220300 - NIBRS Agency Crime Overview - 2018

2018 Population Estimate	N/A	Offenses (*)		Arrests (**)	
		Group A Offenses	Reported	Adult	Juvenile
Law Enforcement Employees		Crimes Against Persons			
Sworn Male	71	Murder and Nonnegligent Manslaughter	0	0	0
Sworn Female	6	Negligent Manslaughter	0	0	0
Civilian Male	0	Kidnapping/Abduction	0	0	0
Civilian Female	12	Forcible Rape	0	0	0
Total:	89	Forcible Sodomy	0	0	0
		Sexual Assault With An Object	0	0	0
		Forcible Fondling	0	0	0
Offense Overview		Incest	0	0	0
Incident Total	71	Statutory Rape	0	0	0
Offense Total	74	Aggravated Assault	0	0	0
Group A Crimes per 100,000 population	N/A	Simple Assault	4	1	0
		Intimidation	4	0	0
		Human Trafficking, Commercial Sex Acts	0	0	0
		Human Trafficking, Involuntary Servitude	0	0	0
Arrest Overview		Crimes Against Property			
Total Arrests	42	Arson	0	0	0
Adult Arrests	42	Bribery	0	0	0
Juvenile Arrests	0	Burglary/Breaking & Entering	0	0	0
Unknown Age	0	Counterfeiting/Forgery	3	0	0
Arrests per 100,000 population	N/A	Destruction/Damage/Vandalism of Property	28	0	0
		Embezzlement	0	0	0
		Extortion/Blackmail	0	0	0
		False Pretenses/Swindle/Confidence Game	1	0	0
		Credit Card/Automatic Teller Fraud	0	0	0
		Impersonation	0	0	0
		Welfare Fraud	0	0	0
		Wire Fraud	0	0	0
		Identity Theft	0	0	0
		Hacking/Computer Invasion	0	0	0
		Robbery	0	0	0
		Pocket-picking	0	0	0
		Purse-snatching	0	0	0
		Shoplifting	1	0	0
		Theft From Building	15	0	0
		Theft From Coin Operated Machine or Device	0	0	0
		Theft From Motor Vehicle	0	0	0
		Theft of Motor Vehicle Parts/Accessories	0	0	0
		All Other Larceny	9	1	0
		Motor Vehicle Theft	0	0	0
		Stolen Property Offenses	0	0	0
		Crimes Against Society			
		Drug/Narcotic Violations	6	4	0
		Drug Equipment Violations	1	1	0
		Betting/Wagering	0	0	0
		Operating/Promoting/Assisting Gambling	0	0	0
		Gambling Equipment Violations	0	0	0
		Sports Tampering	0	0	0
		Pornography/Obscene Material	0	0	0
		Prostitution	0	0	0
		Assisting or Promoting Prostitution	0	0	0
		Purchasing Prostitution	0	0	0
		Weapon Law Violations	2	2	0
		Animal Cruelty	0	0	0
		Total Group A Offenses	74	9	0

Group B Arrests	Adult	Juvenile
Bad Checks	0	0
Curfew/Loitering/Vagrancy Violations	0	0
Disorderly Conduct	0	0
Driving Under the Influence	5	0
Drunkenness	9	0
Family Offenses (Nonviolent)	0	0
Liquor Law Violations	0	0
Peeping Tom	0	0
Runaway	0	0
Trespass of Real Property	7	0
All Other Offenses	12	0
Total Group B	33	0

(*) Offenses are counted using the FBI Units of Count for Crime

(**) The 'Arrests' column shows arrests made for incidents during the selected period, regardless of arrest date. Arrest counts for the same period may change over time.

Department Of Conservation And Recreation Law Enfo - VA1221000 - NIBRS Agency Crime Overview - 2018

2018 Population Estimate	N/A		Offenses (*)	Arrests (**)	
			Reported	Adult	Juvenile
Law Enforcement Employees		Group A Offenses			
		Crimes Against Persons			
Sworn Male	97	Murder and Nonnegligent Manslaughter	0	0	0
Sworn Female	7	Negligent Manslaughter	0	0	0
Civilian Male	83	Kidnapping/Abduction	0	0	0
Civilian Female	76	Forcible Rape	0	0	0
Total:	263	Forcible Sodomy	0	0	0
		Sexual Assault With An Object	0	0	0
		Forcible Fondling	0	0	0
Offense Overview		Incest	0	0	0
Incident Total	59	Statutory Rape	0	0	0
Offense Total	70	Aggravated Assault	0	0	0
Group A Crimes per 100,000 population	N/A	Simple Assault	4	3	1
		Intimidation	0	0	0
		Human Trafficking, Commercial Sex Acts	0	0	0
		Human Trafficking, Involuntary Servitude	0	0	0
Arrest Overview		Crimes Against Property			
Total Arrests	148	Arson	0	0	0
Adult Arrests	145	Bribery	0	0	0
Juvenile Arrests	3	Burglary/Breaking & Entering	0	0	0
Unknown Age	0	Counterfeiting/Forgery	0	0	0
Arrests per 100,000 population	N/A	Destruction/Damage/Vandalism of Property	10	0	0
		Embezzlement	0	0	0
		Extortion/Blackmail	0	0	0
		False Pretenses/Swindle/Confidence Game	0	0	0
		Credit Card/Automatic Teller Fraud	1	0	0
		Impersonation	1	1	0
		Welfare Fraud	0	0	0
		Wire Fraud	0	0	0
		Identity Theft	0	0	0
		Hacking/Computer Invasion	0	0	0
		Robbery	0	0	0
		Pocket-picking	0	0	0
		Purse-snatching	0	0	0
		Shoplifting	0	0	0
		Theft From Building	0	0	0
		Theft From Coin Operated Machine or Device	0	0	0
		Theft From Motor Vehicle	11	0	0
		Theft of Motor Vehicle Parts/Accessories	0	0	0
		All Other Larceny	26	1	0
		Motor Vehicle Theft	0	0	0
		Stolen Property Offenses	1	0	0
		Crimes Against Society			
		Drug/Narcotic Violations	14	13	1
		Drug Equipment Violations	1	0	0
		Betting/Wagering	0	0	0
		Operating/Promoting/Assisting Gambling	0	0	0
		Gambling Equipment Violations	0	0	0
		Sports Tampering	0	0	0
		Pornography/Obscene Material	0	0	0
		Prostitution	0	0	0
		Assisting or Promoting Prostitution	0	0	0
		Purchasing Prostitution	0	0	0
		Weapon Law Violations	1	0	0
		Animal Cruelty	0	0	0
		Total Group A Offenses	70	18	2
Group B Arrests					
Offense	Adult	Juvenile			
Bad Checks	0	0			
Curfew/Loitering/Vagrancy Violations	0	0			
Disorderly Conduct	0	0			
Driving Under the Influence	4	0			
Drunkenness	8	0			
Family Offenses (Nonviolent)	0	0			
Liquor Law Violations	34	0			
Peeping Tom	0	0			
Runaway	0	0			
Trespass of Real Property	5	0			
All Other Offenses	76	1			
Total Group B	127	1			

(*) Offenses are counted using the FBI Units of Count for Crime

(**) The 'Arrests' column shows arrests made for incidents during the selected period, regardless of arrest date. Arrest counts for the same period may change over time.

Department Of Game And Inland Fisheries - VA1220500 - NIBRS Agency Crime Overview - 2018

2018 Population Estimate	N/A	Offenses (*)		Arrests (**)		
		Reported	Adult	Juvenile		
Law Enforcement Employees		Group A Offenses				
		Crimes Against Persons				
Sworn Male	166	Murder and Nonnegligent Manslaughter	0	0	0	
Sworn Female	10	Negligent Manslaughter	0	0	0	
Civilian Male	4	Kidnapping/Abduction	0	0	0	
Civilian Female	15	Forcible Rape	0	0	0	
Total:	195	Forcible Sodomy	0	0	0	
		Sexual Assault With An Object	0	0	0	
		Forcible Fondling	0	0	0	
Offense Overview		Incest	0	0	0	
Incident Total	444	Statutory Rape	0	0	0	
Offense Total	477	Aggravated Assault	2	1	0	
Group A Crimes per 100,000 population	N/A	Simple Assault	1	0	0	
		Intimidation	3	3	0	
		Human Trafficking, Commercial Sex Acts	0	0	0	
		Human Trafficking, Involuntary Servitude	0	0	0	
Arrest Overview		Crimes Against Property				
Total Arrests	6,235	Arson	0	0	0	
Adult Arrests	6,060	Bribery	0	0	0	
Juvenile Arrests	173	Burglary/Breaking & Entering	0	0	0	
Unknown Age	2	Counterfeiting/Forgery	7	6	0	
Arrests per 100,000 population	N/A	Destruction/Damage/Vandalism of Property	18	15	4	
		Embezzlement	0	0	0	
		Extortion/Blackmail	0	0	0	
		False Pretenses/Swindle/Confidence Game	23	21	1	
		Credit Card/Automatic Teller Fraud	1	0	0	
		Impersonation	6	3	0	
		Welfare Fraud	0	0	0	
		Wire Fraud	0	0	0	
		Identity Theft	0	0	0	
		Hacking/Computer Invasion	0	0	0	
		Robbery	0	0	0	
		Pocket-picking	0	0	0	
		Purse-snatching	0	0	0	
		Shoplifting	0	1	0	
		Theft From Building	0	0	0	
		Theft From Coin Operated Machine or Device	0	0	0	
		Theft From Motor Vehicle	0	0	0	
		Theft of Motor Vehicle Parts/Accessories	0	0	0	
		All Other Larceny	20	8	2	
		Motor Vehicle Theft	2	1	0	
		Stolen Property Offenses	0	0	0	
		Crimes Against Society				
		Drug/Narcotic Violations	178	195	12	
		Drug Equipment Violations	5	2	0	
		Betting/Wagering	0	0	0	
		Operating/Promoting/Assisting Gambling	0	0	0	
		Gambling Equipment Violations	0	0	0	
		Sports Tampering	0	0	0	
		Pornography/Obscene Material	0	0	0	
		Prostitution	0	0	0	
		Assisting or Promoting Prostitution	0	0	0	
		Purchasing Prostitution	0	0	0	
		Weapon Law Violations	211	183	14	
		Animal Cruelty	0	0	0	
		Total Group A Offenses	477	439	33	
Group B Arrests						
Offense	Adult	Juvenile				
Bad Checks	0	0				
Curfew/Loitering/Vagrancy Violations	1	0				
Disorderly Conduct	0	0				
Driving Under the Influence	55	0				
Drunkenness	9	0				
Family Offenses (Nonviolent)	1	0				
Liquor Law Violations	72	3				
Peeping Tom	0	0				
Runaway	0	0				
Trespass of Real Property	384	22				
All Other Offenses	5,099	115				
Total Group B	5,621	140				

(*) Offenses are counted using the FBI Units of Count for Crime

(**) The 'Arrests' column shows arrests made for incidents during the selected period, regardless of arrest date. Arrest counts for the same period may change over time.

Department Of Motor Vehicles Law Enforcement - VADMRH00 - NIBRS Agency Crime Overview - 2018

2018 Population Estimate	N/A	Offenses (*)			Arrests (**)	
		Group A Offenses	Reported	Adult	Juvenile	
Law Enforcement Employees		Crimes Against Persons				
Sworn Male	64	Murder and Nonnegligent Manslaughter	0	0	0	0
Sworn Female	10	Negligent Manslaughter	0	0	0	0
Civilian Male	0	Kidnapping/Abduction	0	0	0	0
Civilian Female	16	Forcible Rape	0	0	0	0
Total:	90	Forcible Sodomy	0	0	0	0
		Sexual Assault With An Object	0	0	0	0
		Forcible Fondling	0	0	0	0
Offense Overview		Incest	0	0	0	0
Incident Total	682	Statutory Rape	0	0	0	0
Offense Total	872	Aggravated Assault	0	0	0	0
Group A Crimes per 100,000 population	N/A	Simple Assault	0	0	0	0
		Intimidation	1	0	0	0
		Human Trafficking, Commercial Sex Acts	0	0	0	0
		Human Trafficking, Involuntary Servitude	0	0	0	0
Arrest Overview		Crimes Against Property				
Total Arrests	355	Arson	0	0	0	0
Adult Arrests	355	Bribery	1	1	0	0
Juvenile Arrests	0	Burglary/Breaking & Entering	0	0	0	0
Unknown Age	0	Counterfeiting/Forgery	369	57	0	0
Arrests per 100,000 population	N/A	Destruction/Damage/Vandalism of Property	4	1	0	0
		Embezzlement	93	11	0	0
		Extortion/Blackmail	1	0	0	0
		False Pretenses/Swindle/Confidence Game	275	21	0	0
		Credit Card/Automatic Teller Fraud	2	1	0	0
		Impersonation	6	1	0	0
		Welfare Fraud	0	0	0	0
		Wire Fraud	0	0	0	0
		Identity Theft	0	0	0	0
		Hacking/Computer Invasion	0	0	0	0
		Robbery	0	0	0	0
		Pocket-picking	0	0	0	0
		Purse-snatching	0	0	0	0
		Shoplifting	0	0	0	0
		Theft From Building	0	0	0	0
		Theft From Coin Operated Machine or Device	0	0	0	0
		Theft From Motor Vehicle	0	0	0	0
		Theft of Motor Vehicle Parts/Accessories	0	0	0	0
		All Other Larceny	11	0	0	0
		Motor Vehicle Theft	63	2	0	0
		Stolen Property Offenses	41	1	0	0
		Crimes Against Society				
		Drug/Narcotic Violations	3	1	0	0
		Drug Equipment Violations	0	0	0	0
		Betting/Wagering	0	0	0	0
		Operating/Promoting/Assisting Gambling	0	0	0	0
		Gambling Equipment Violations	0	0	0	0
		Sports Tampering	0	0	0	0
		Pornography/Obscene Material	0	0	0	0
		Prostitution	0	0	0	0
		Assisting or Promoting Prostitution	0	0	0	0
		Purchasing Prostitution	0	0	0	0
		Weapon Law Violations	2	0	0	0
		Animal Cruelty	0	0	0	0
		Total Group A Offenses	872	97	0	0
Group B Arrests						
Offense	Adult	Juvenile				
Bad Checks	1	0				
Curfew/Loitering/Vagrancy Violations	0	0				
Disorderly Conduct	6	0				
Driving Under the Influence	0	0				
Drunkenness	0	0				
Family Offenses (Nonviolent)	0	0				
Liquor Law Violations	0	0				
Peeping Tom	0	0				
Runaway	0	0				
Trespass of Real Property	0	0				
All Other Offenses	251	0				
Total Group B	258	0				

(*) Offenses are counted using the FBI Units of Count for Crime

(**) The 'Arrests' column shows arrests made for incidents during the selected period, regardless of arrest date. Arrest counts for the same period may change over time.

Metropolitan Washington Airports Authority Police - VAMWA0000 - NIBRS Agency Crime Overview - 2018

2018 Population Estimate	N/A	Offenses (*)	Arrests (**)		
		Reported	Adult	Juvenile	
Law Enforcement Employees		Group A Offenses			
		Crimes Against Persons			
Sworn Male	168	Murder and Nonnegligent Manslaughter	0	0	0
Sworn Female	49	Negligent Manslaughter	0	0	0
Civilian Male	29	Kidnapping/Abduction	1	1	0
Civilian Female	19	Forcible Rape	0	0	0
Total:	265	Forcible Sodomy	0	0	0
		Sexual Assault With An Object	0	0	0
		Forcible Fondling	0	0	0
		Incest	0	0	0
Offense Overview		Statutory Rape	0	0	0
Incident Total	1,673	Aggravated Assault	1	2	0
Offense Total	1,723	Simple Assault	82	13	0
Group A Crimes per 100,000 population	N/A	Intimidation	3	0	0
		Human Trafficking, Commercial Sex Acts	0	0	0
		Human Trafficking, Involuntary Servitude	0	0	0
		Crimes Against Property			
Arrest Overview		Arson	0	0	0
Total Arrests	860	Bribery	0	0	0
Adult Arrests	855	Burglary/Breaking & Entering	3	0	0
Juvenile Arrests	4	Counterfeiting/Forgery	19	5	0
Unknown Age	1	Destruction/Damage/Vandalism of Property	46	2	0
Arrests per 100,000 population	N/A	Embezzlement	11	5	0
		Extortion/Blackmail	0	0	0
		False Pretenses/Swindle/Confidence Game	112	1	0
		Credit Card/Automatic Teller Fraud	24	2	0
		Impersonation	8	2	0
		Welfare Fraud	0	0	0
		Wire Fraud	0	0	0
		Identity Theft	0	0	0
		Hacking/Computer Invasion	0	0	0
		Robbery	0	0	0
		Pocket-picking	1	0	0
		Purse-snatching	0	0	0
		Shoplifting	7	0	0
		Theft From Building	0	0	0
		Theft From Coin Operated Machine or Device	0	0	0
		Theft From Motor Vehicle	20	0	0
		Theft of Motor Vehicle Parts/Accessories	0	0	0
		All Other Larceny	349	32	0
		Motor Vehicle Theft	65	12	2
		Stolen Property Offenses	6	1	0
		Crimes Against Society			
		Drug/Narcotic Violations	272	212	1
		Drug Equipment Violations	4	1	0
		Betting/Wagering	0	0	0
		Operating/Promoting/Assisting Gambling	0	0	0
		Gambling Equipment Violations	0	0	0
		Sports Tampering	0	0	0
		Pornography/Obscene Material	0	0	0
		Prostitution	0	0	0
		Assisting or Promoting Prostitution	0	0	0
		Purchasing Prostitution	0	0	0
		Weapon Law Violations	689	75	0
		Animal Cruelty	0	0	0
		Total Group A Offenses	1,723	366	3
		Group B Arrests			
Offense	Adult	Juvenile			
Bad Checks	0	0			
Curfew/Loitering/Vagrancy Violations	0	0			
Disorderly Conduct	4	0			
Driving Under the Influence	79	0			
Drunkenness	164	0			
Family Offenses (Nonviolent)	0	0			
Liquor Law Violations	6	0			
Peeping Tom	0	0			
Runaway	0	0			
Trespass of Real Property	30	0			
All Other Offenses	206	1			
Total Group B	489	1			

(*) Offenses are counted using the FBI Units of Count for Crime

(**) The 'Arrests' column shows arrests made for incidents during the selected period, regardless of arrest date. Arrest counts for the same period may change over time.

Norfolk Airport Authority Police Department - VA1300900 - NIBRS Agency Crime Overview - 2018

2018 Population Estimate	N/A	Offenses (*)			Arrests (**)	
		Group A Offenses	Reported	Adult	Juvenile	
Law Enforcement Employees		Crimes Against Persons				
Sworn Male	32	Murder and Nonnegligent Manslaughter	0	0	0	0
Sworn Female	5	Negligent Manslaughter	0	0	0	0
Civilian Male	2	Kidnapping/Abduction	0	0	0	0
Civilian Female	6	Forcible Rape	0	0	0	0
Total:	45	Forcible Sodomy	0	0	0	0
		Sexual Assault With An Object	0	0	0	0
		Forcible Fondling	0	0	0	0
Offense Overview		Incest	0	0	0	0
Incident Total	110	Statutory Rape	0	0	0	0
Offense Total	112	Aggravated Assault	0	1	0	0
Group A Crimes per 100,000 population	N/A	Simple Assault	11	1	0	0
		Intimidation	1	0	0	0
		Human Trafficking, Commercial Sex Acts	0	0	0	0
		Human Trafficking, Involuntary Servitude	0	0	0	0
Arrest Overview		Crimes Against Property				
Total Arrests	27	Arson	0	0	0	0
Adult Arrests	27	Bribery	0	0	0	0
Juvenile Arrests	0	Burglary/Breaking & Entering	0	0	0	0
Unknown Age	0	Counterfeiting/Forgery	2	0	0	0
Arrests per 100,000 population	N/A	Destruction/Damage/Vandalism of Property	5	0	0	0
		Embezzlement	0	0	0	0
		Extortion/Blackmail	0	0	0	0
		False Pretenses/Swindle/Confidence Game	1	0	0	0
		Credit Card/Automatic Teller Fraud	0	0	0	0
		Impersonation	0	0	0	0
		Welfare Fraud	0	0	0	0
		Wire Fraud	0	0	0	0
		Identity Theft	0	0	0	0
		Hacking/Computer Invasion	0	0	0	0
		Robbery	0	0	0	0
		Pocket-picking	0	0	0	0
		Purse-snatching	0	0	0	0
		Shoplifting	0	0	0	0
		Theft From Building	20	0	0	0
		Theft From Coin Operated Machine or Device	0	0	0	0
		Theft From Motor Vehicle	5	0	0	0
		Theft of Motor Vehicle Parts/Accessories	1	0	0	0
		All Other Larceny	26	0	0	0
		Motor Vehicle Theft	20	0	0	0
		Stolen Property Offenses	0	0	0	0
		Crimes Against Society				
		Drug/Narcotic Violations	1	0	0	0
		Drug Equipment Violations	0	0	0	0
		Betting/Wagering	0	0	0	0
		Operating/Promoting/Assisting Gambling	0	0	0	0
		Gambling Equipment Violations	0	0	0	0
		Sports Tampering	0	0	0	0
		Pornography/Obscene Material	0	0	0	0
		Prostitution	0	0	0	0
		Assisting or Promoting Prostitution	0	0	0	0
		Purchasing Prostitution	0	0	0	0
		Weapon Law Violations	19	17	0	0
		Animal Cruelty	0	0	0	0
		Total Group A Offenses	112	19	0	0

Group B Arrests	Adult	Juvenile
Bad Checks	0	0
Curfew/Loitering/Vagrancy Violations	0	0
Disorderly Conduct	0	0
Driving Under the Influence	0	0
Drunkenness	6	0
Family Offenses (Nonviolent)	0	0
Liquor Law Violations	0	0
Peeping Tom	0	0
Runaway	0	0
Trespass of Real Property	1	0
All Other Offenses	1	0
Total Group B	8	0

(*) Offenses are counted using the FBI Units of Count for Crime

(**) The 'Arrests' column shows arrests made for incidents during the selected period, regardless of arrest date. Arrest counts for the same period may change over time.

Richmond International Airport Police - VA1220400 - NIBRS Agency Crime Overview - 2018

2018 Population Estimate	N/A	Offenses (*)		Arrests (**)	
		Group A Offenses	Reported	Adult	Juvenile
Law Enforcement Employees		Crimes Against Persons			
Sworn Male	30	Murder and Nonnegligent Manslaughter	0	0	0
Sworn Female	2	Negligent Manslaughter	0	0	0
Civilian Male	4	Kidnapping/Abduction	0	0	0
Civilian Female	7	Forcible Rape	0	0	0
Total:	43	Forcible Sodomy	0	0	0
		Sexual Assault With An Object	0	0	0
		Forcible Fondling	0	0	0
Offense Overview		Incest	0	0	0
Incident Total	89	Statutory Rape	0	0	0
Offense Total	91	Aggravated Assault	0	0	0
Group A Crimes per 100,000 population	N/A	Simple Assault	1	1	0
		Intimidation	0	0	0
		Human Trafficking, Commercial Sex Acts	0	0	0
		Human Trafficking, Involuntary Servitude	0	0	0
Arrest Overview		Crimes Against Property			
Total Arrests	49	Arson	0	0	0
Adult Arrests	49	Bribery	0	0	0
Juvenile Arrests	0	Burglary/Breaking & Entering	0	0	0
Unknown Age	0	Counterfeiting/Forgery	0	0	0
Arrests per 100,000 population	N/A	Destruction/Damage/Vandalism of Property	3	1	0
		Embezzlement	1	1	0
		Extortion/Blackmail	0	0	0
		False Pretenses/Swindle/Confidence Game	31	0	0
		Credit Card/Automatic Teller Fraud	1	0	0
		Impersonation	0	0	0
		Welfare Fraud	0	0	0
		Wire Fraud	0	0	0
		Identity Theft	0	0	0
		Hacking/Computer Invasion	0	0	0
		Robbery	0	0	0
		Pocket-picking	0	0	0
		Purse-snatching	0	0	0
		Shoplifting	0	0	0
		Theft From Building	1	0	0
		Theft From Coin Operated Machine or Device	0	0	0
		Theft From Motor Vehicle	2	0	0
		Theft of Motor Vehicle Parts/Accessories	0	0	0
		All Other Larceny	14	2	0
		Motor Vehicle Theft	10	0	0
		Stolen Property Offenses	0	0	0
		Crimes Against Society			
		Drug/Narcotic Violations	12	8	0
		Drug Equipment Violations	0	0	0
		Betting/Wagering	0	0	0
		Operating/Promoting/Assisting Gambling	0	0	0
		Gambling Equipment Violations	0	0	0
		Sports Tampering	0	0	0
		Pornography/Obscene Material	0	0	0
		Prostitution	0	0	0
		Assisting or Promoting Prostitution	0	0	0
		Purchasing Prostitution	0	0	0
		Weapon Law Violations	15	10	0
		Animal Cruelty	0	0	0
		Total Group A Offenses	91	23	0
Group B Arrests					
Offense	Adult	Juvenile			
Bad Checks	0	0			
Curfew/Loitering/Vagrancy Violations	0	0			
Disorderly Conduct	1	0			
Driving Under the Influence	4	0			
Drunkenness	8	0			
Family Offenses (Nonviolent)	0	0			
Liquor Law Violations	0	0			
Peeping Tom	0	0			
Runaway	0	0			
Trespass of Real Property	0	0			
All Other Offenses	13	0			
Total Group B	26	0			

(*) Offenses are counted using the FBI Units of Count for Crime

(**) The 'Arrests' column shows arrests made for incidents during the selected period, regardless of arrest date. Arrest counts for the same period may change over time.

Virginia Marine PD¹ - VA1160300 - NIBRS Agency Crime Overview - 2018

2018 Population Estimate	N/A	Offenses (*)		Arrests (**)	
		Group A Offenses	Reported	Adult	Juvenile
Law Enforcement Employees		Crimes Against Persons			
Sworn Male	64	Murder and Nonnegligent Manslaughter	0	0	0
Sworn Female	1	Negligent Manslaughter	0	0	0
Civilian Male	5	Kidnapping/Abduction	0	0	0
Civilian Female	3	Forcible Rape	0	0	0
Total:	73	Forcible Sodomy	0	0	0
		Sexual Assault With An Object	0	0	0
		Forcible Fondling	0	0	0
Offense Overview		Incest	0	0	0
Incident Total	1	Statutory Rape	0	0	0
Offense Total	1	Aggravated Assault	0	0	0
Group A Crimes per 100,000 population	N/A	Simple Assault	0	0	0
		Intimidation	0	0	0
		Human Trafficking, Commercial Sex Acts	0	0	0
		Human Trafficking, Involuntary Servitude	0	0	0
Arrest Overview		Crimes Against Property			
Total Arrests	11	Arson	0	0	0
Adult Arrests	11	Bribery	0	0	0
Juvenile Arrests	0	Burglary/Breaking & Entering	0	0	0
Unknown Age	0	Counterfeiting/Forgery	0	0	0
Arrests per 100,000 population	N/A	Destruction/Damage/Vandalism of Property	0	0	0
		Embezzlement	0	0	0
		Extortion/Blackmail	0	0	0
		False Pretenses/Swindle/Confidence Game	0	0	0
		Credit Card/Automatic Teller Fraud	0	0	0
		Impersonation	0	0	0
		Welfare Fraud	0	0	0
		Wire Fraud	0	0	0
		Identity Theft	0	0	0
		Hacking/Computer Invasion	0	0	0
		Robbery	0	0	0
		Pocket-picking	0	0	0
		Purse-snatching	0	0	0
		Shoplifting	0	0	0
		Theft From Building	0	0	0
		Theft From Coin Operated Machine or Device	0	0	0
		Theft From Motor Vehicle	0	0	0
		Theft of Motor Vehicle Parts/Accessories	0	0	0
		All Other Larceny	1	0	0
		Motor Vehicle Theft	0	0	0
		Stolen Property Offenses	0	0	0
		Crimes Against Society			
		Drug/Narcotic Violations	0	0	0
		Drug Equipment Violations	0	0	0
		Betting/Wagering	0	0	0
		Operating/Promoting/Assisting Gambling	0	0	0
		Gambling Equipment Violations	0	0	0
		Sports Tampering	0	0	0
		Pornography/Obscene Material	0	0	0
		Prostitution	0	0	0
		Assisting or Promoting Prostitution	0	0	0
		Purchasing Prostitution	0	0	0
		Weapon Law Violations	0	0	0
		Animal Cruelty	0	0	0
		Total Group A Offenses	1	0	0

Group B Arrests	Adult	Juvenile
Bad Checks	0	0
Curfew/Loitering/Vagrancy Violations	0	0
Disorderly Conduct	0	0
Driving Under the Influence	0	0
Drunkenness	0	0
Family Offenses (Nonviolent)	0	0
Liquor Law Violations	0	0
Peeping Tom	0	0
Runaway	0	0
Trespass of Real Property	1	0
All Other Offenses	10	0
Total Group B	11	0

(*) Offenses are counted using the FBI Units of Count for Crime

(**) The 'Arrests' column shows arrests made for incidents during the selected period, regardless of arrest date. Arrest counts for the same period may change over time.

Virginia Port Authority - VA1300500 - NIBRS Agency Crime Overview - 2018

2018 Population Estimate	N/A	Offenses (*)		Arrests (**)	
		Group A Offenses	Reported	Adult	Juvenile
Law Enforcement Employees		Crimes Against Persons			
Sworn Male	25	Murder and Nonnegligent Manslaughter	0	0	0
Sworn Female	11	Negligent Manslaughter	0	0	0
Civilian Male	2	Kidnapping/Abduction	0	0	0
Civilian Female	11	Forcible Rape	0	0	0
Total:	49	Forcible Sodomy	0	0	0
		Sexual Assault With An Object	0	0	0
		Forcible Fondling	0	0	0
Offense Overview		Incest	0	0	0
Incident Total	3	Statutory Rape	0	0	0
Offense Total	5	Aggravated Assault	0	0	0
Group A Crimes per 100,000 population	N/A	Simple Assault	1	0	0
		Intimidation	0	0	0
		Human Trafficking, Commercial Sex Acts	0	0	0
		Human Trafficking, Involuntary Servitude	0	0	0
Arrest Overview		Crimes Against Property			
Total Arrests	4	Arson	0	0	0
Adult Arrests	4	Bribery	0	0	0
Juvenile Arrests	0	Burglary/Breaking & Entering	0	0	0
Unknown Age	0	Counterfeiting/Forgery	0	0	0
Arrests per 100,000 population	N/A	Destruction/Damage/Vandalism of Property	2	0	0
		Embezzlement	0	0	0
		Extortion/Blackmail	0	0	0
		False Pretenses/Swindle/Confidence Game	0	0	0
		Credit Card/Automatic Teller Fraud	0	0	0
		Impersonation	0	0	0
		Welfare Fraud	0	0	0
		Wire Fraud	0	0	0
		Identity Theft	0	0	0
		Hacking/Computer Invasion	0	0	0
		Robbery	0	0	0
		Pocket-picking	0	0	0
		Purse-snatching	0	0	0
		Shoplifting	0	0	0
		Theft From Building	0	0	0
		Theft From Coin Operated Machine or Device	0	0	0
		Theft From Motor Vehicle	1	0	0
		Theft of Motor Vehicle Parts/Accessories	0	0	0
		All Other Larceny	0	0	0
		Motor Vehicle Theft	0	0	0
		Stolen Property Offenses	0	0	0
		Crimes Against Society			
		Drug/Narcotic Violations	1	1	0
		Drug Equipment Violations	0	0	0
		Betting/Wagering	0	0	0
		Operating/Promoting/Assisting Gambling	0	0	0
		Gambling Equipment Violations	0	0	0
		Sports Tampering	0	0	0
		Pornography/Obscene Material	0	0	0
		Prostitution	0	0	0
		Assisting or Promoting Prostitution	0	0	0
		Purchasing Prostitution	0	0	0
		Weapon Law Violations	0	0	0
		Animal Cruelty	0	0	0
		Total Group A Offenses	5	1	0

Group B Arrests		
Offense	Adult	Juvenile
Bad Checks	0	0
Curfew/Loitering/Vagrancy Violations	0	0
Disorderly Conduct	0	0
Driving Under the Influence	0	0
Drunkenness	0	0
Family Offenses (Nonviolent)	0	0
Liquor Law Violations	0	0
Peeping Tom	0	0
Runaway	0	0
Trespass of Real Property	0	0
All Other Offenses	3	0
Total Group B	3	0

(*) Offenses are counted using the FBI Units of Count for Crime

(**) The 'Arrests' column shows arrests made for incidents during the selected period, regardless of arrest date. Arrest counts for the same period may change over time.

Christopher Newport University Police Department - VA1160400 - NIBRS Agency Crime Overview - 2018

2018 Population Estimate	N/A	Offenses (*)			Arrests (**)	
		Group A Offenses	Reported	Adult	Juvenile	
Law Enforcement Employees		Crimes Against Persons				
Sworn Male	18	Murder and Nonnegligent Manslaughter	0	0	0	0
Sworn Female	3	Negligent Manslaughter	0	0	0	0
Civilian Male	2	Kidnapping/Abduction	0	0	0	0
Civilian Female	8	Forcible Rape	2	0	0	0
Total:	31	Forcible Sodomy	0	0	0	0
		Sexual Assault With An Object	0	0	0	0
		Forcible Fondling	1	0	0	0
Offense Overview		Incest	0	0	0	0
Incident Total	173	Statutory Rape	0	0	0	0
Offense Total	210	Aggravated Assault	1	1	0	0
Group A Crimes per 100,000 population	N/A	Simple Assault	12	1	0	0
		Intimidation	8	0	0	0
		Human Trafficking, Commercial Sex Acts	0	0	0	0
		Human Trafficking, Involuntary Servitude	0	0	0	0
Arrest Overview		Crimes Against Property				
Total Arrests	18	Arson	1	0	0	0
Adult Arrests	18	Bribery	0	0	0	0
Juvenile Arrests	0	Burglary/Breaking & Entering	0	0	0	0
Unknown Age	0	Counterfeiting/Forgery	12	0	0	0
Arrests per 100,000 population	N/A	Destruction/Damage/Vandalism of Property	21	0	0	0
		Embezzlement	0	0	0	0
		Extortion/Blackmail	0	0	0	0
		False Pretenses/Swindle/Confidence Game	0	0	0	0
		Credit Card/Automatic Teller Fraud	6	0	0	0
		Impersonation	1	0	0	0
		Welfare Fraud	0	0	0	0
		Wire Fraud	0	0	0	0
		Identity Theft	0	0	0	0
		Hacking/Computer Invasion	0	0	0	0
		Robbery	0	0	0	0
		Pocket-picking	0	0	0	0
		Purse-snatching	0	0	0	0
		Shoplifting	0	0	0	0
		Theft From Building	14	0	0	0
		Theft From Coin Operated Machine or Device	0	0	0	0
		Theft From Motor Vehicle	12	0	0	0
		Theft of Motor Vehicle Parts/Accessories	1	0	0	0
		All Other Larceny	33	0	0	0
		Motor Vehicle Theft	2	0	0	0
		Stolen Property Offenses	5	0	0	0
		Crimes Against Society				
		Drug/Narcotic Violations	51	2	0	0
		Drug Equipment Violations	27	0	0	0
		Betting/Wagering	0	0	0	0
		Operating/Promoting/Assisting Gambling	0	0	0	0
		Gambling Equipment Violations	0	0	0	0
		Sports Tampering	0	0	0	0
		Pornography/Obscene Material	0	0	0	0
		Prostitution	0	0	0	0
		Assisting or Promoting Prostitution	0	0	0	0
		Purchasing Prostitution	0	0	0	0
		Weapon Law Violations	0	0	0	0
		Animal Cruelty	0	0	0	0
		Total Group A Offenses	210	4	0	0
Group B Arrests						
Offense	Adult	Juvenile				
Bad Checks	0	0				
Curfew/Loitering/Vagrancy Violations	0	0				
Disorderly Conduct	1	0				
Driving Under the Influence	1	0				
Drunkenness	4	0				
Family Offenses (Nonviolent)	0	0				
Liquor Law Violations	4	0				
Peeping Tom	0	0				
Runaway	0	0				
Trespass of Real Property	2	0				
All Other Offenses	2	0				
Total Group B	14	0				

(*) Offenses are counted using the FBI Units of Count for Crime

(**) The 'Arrests' column shows arrests made for incidents during the selected period, regardless of arrest date. Arrest counts for the same period may change over time.

Eastern Virginia Medical School Police Department - VA1170800 - NIBRS Agency Crime Overview - 2018

2018 Population Estimate	N/A	Offenses (*)			Arrests (**)	
		Group A Offenses	Reported	Adult	Juvenile	
Law Enforcement Employees		Crimes Against Persons				
Sworn Male	20	Murder and Nonnegligent Manslaughter	0	0	0	0
Sworn Female	1	Negligent Manslaughter	0	0	0	0
Civilian Male	16	Kidnapping/Abduction	0	0	0	0
Civilian Female	12	Forcible Rape	0	0	0	0
Total:	49	Forcible Sodomy	0	0	0	0
		Sexual Assault With An Object	0	0	0	0
		Forcible Fondling	0	0	0	0
Offense Overview		Incest	0	0	0	0
Incident Total	50	Statutory Rape	0	0	0	0
Offense Total	50	Aggravated Assault	0	0	0	0
Group A Crimes per 100,000 population	N/A	Simple Assault	3	0	0	0
		Intimidation	0	0	0	0
		Human Trafficking, Commercial Sex Acts	0	0	0	0
		Human Trafficking, Involuntary Servitude	0	0	0	0
Arrest Overview		Crimes Against Property				
Total Arrests	13	Arson	0	0	0	0
Adult Arrests	12	Bribery	0	0	0	0
Juvenile Arrests	1	Burglary/Breaking & Entering	0	0	0	0
Unknown Age	0	Counterfeiting/Forgery	0	0	0	0
Arrests per 100,000 population	N/A	Destruction/Damage/Vandalism of Property	9	0	0	0
		Embezzlement	0	0	0	0
		Extortion/Blackmail	0	0	0	0
		False Pretenses/Swindle/Confidence Game	0	0	0	0
		Credit Card/Automatic Teller Fraud	0	0	0	0
		Impersonation	0	0	0	0
		Welfare Fraud	0	0	0	0
		Wire Fraud	0	0	0	0
		Identity Theft	0	0	0	0
		Hacking/Computer Invasion	0	0	0	0
		Robbery	0	0	0	0
		Pocket-picking	0	0	0	0
		Purse-snatching	0	0	0	0
		Shoplifting	2	0	0	0
		Theft From Building	17	0	0	0
		Theft From Coin Operated Machine or Device	0	0	0	0
		Theft From Motor Vehicle	7	0	1	1
		Theft of Motor Vehicle Parts/Accessories	0	0	0	0
		All Other Larceny	11	0	0	0
		Motor Vehicle Theft	1	0	0	0
		Stolen Property Offenses	0	0	0	0
		Crimes Against Society				
		Drug/Narcotic Violations	0	0	0	0
		Drug Equipment Violations	0	0	0	0
		Betting/Wagering	0	0	0	0
		Operating/Promoting/Assisting Gambling	0	0	0	0
		Gambling Equipment Violations	0	0	0	0
		Sports Tampering	0	0	0	0
		Pornography/Obscene Material	0	0	0	0
		Prostitution	0	0	0	0
		Assisting or Promoting Prostitution	0	0	0	0
		Purchasing Prostitution	0	0	0	0
		Weapon Law Violations	0	0	0	0
		Animal Cruelty	0	0	0	0
		Total Group A Offenses	50	0	1	1

Group B Arrests	Adult	Juvenile
Bad Checks	0	0
Curfew/Loitering/Vagrancy Violations	0	0
Disorderly Conduct	3	0
Driving Under the Influence	0	0
Drunkenness	7	0
Family Offenses (Nonviolent)	0	0
Liquor Law Violations	0	0
Peeping Tom	0	0
Runaway	0	0
Trespass of Real Property	0	0
All Other Offenses	2	0
Total Group B	12	0

(*) Offenses are counted using the FBI Units of Count for Crime

(**) The 'Arrests' column shows arrests made for incidents during the selected period, regardless of arrest date. Arrest counts for the same period may change over time.

Emory & Henry College Police Department - VA0940400 - NIBRS Agency Crime Overview - 2018

2018 Population Estimate	N/A	Offenses (*)		Arrests (**)	
		Reported	Adult	Juvenile	
Law Enforcement Employees		Group A Offenses			
		Crimes Against Persons			
Sworn Male	3	Murder and Nonnegligent Manslaughter	0	0	0
Sworn Female	0	Negligent Manslaughter	0	0	0
Civilian Male	0	Kidnapping/Abduction	0	0	0
Civilian Female	0	Forcible Rape	0	0	0
Total:	3	Forcible Sodomy	0	0	0
		Sexual Assault With An Object	0	0	0
		Forcible Fondling	0	0	0
Offense Overview		Incest	0	0	0
Incident Total	2	Statutory Rape	0	0	0
Offense Total	2	Aggravated Assault	0	0	0
Group A Crimes per 100,000 population	N/A	Simple Assault	0	0	0
		Intimidation	0	0	0
		Human Trafficking, Commercial Sex Acts	0	0	0
		Human Trafficking, Involuntary Servitude	0	0	0
Arrest Overview		Crimes Against Property			
Total Arrests	0	Arson	0	0	0
Adult Arrests	0	Bribery	0	0	0
Juvenile Arrests	0	Burglary/Breaking & Entering	0	0	0
Unknown Age	0	Counterfeiting/Forgery	0	0	0
Arrests per 100,000 population	N/A	Destruction/Damage/Vandalism of Property	1	0	0
		Embezzlement	0	0	0
		Extortion/Blackmail	0	0	0
		False Pretenses/Swindle/Confidence Game	0	0	0
		Credit Card/Automatic Teller Fraud	0	0	0
		Impersonation	0	0	0
		Welfare Fraud	0	0	0
		Wire Fraud	0	0	0
		Identity Theft	0	0	0
		Hacking/Computer Invasion	0	0	0
		Robbery	0	0	0
		Pocket-picking	0	0	0
		Purse-snatching	0	0	0
		Shoplifting	0	0	0
		Theft From Building	0	0	0
		Theft From Coin Operated Machine or Device	0	0	0
		Theft From Motor Vehicle	0	0	0
		Theft of Motor Vehicle Parts/Accessories	0	0	0
		All Other Larceny	1	0	0
		Motor Vehicle Theft	0	0	0
		Stolen Property Offenses	0	0	0
		Crimes Against Society			
		Drug/Narcotic Violations	0	0	0
		Drug Equipment Violations	0	0	0
		Betting/Wagering	0	0	0
		Operating/Promoting/Assisting Gambling	0	0	0
		Gambling Equipment Violations	0	0	0
		Sports Tampering	0	0	0
		Pornography/Obscene Material	0	0	0
		Prostitution	0	0	0
		Assisting or Promoting Prostitution	0	0	0
		Purchasing Prostitution	0	0	0
		Weapon Law Violations	0	0	0
		Animal Cruelty	0	0	0
		Total Group A Offenses	2	0	0

(*) Offenses are counted using the FBI Units of Count for Crime

(**) The 'Arrests' column shows arrests made for incidents during the selected period, regardless of arrest date. Arrest counts for the same period may change over time.

Ferrum College Police Department - VA0330300 - NIBRS Agency Crime Overview - 2018

2018 Population Estimate	N/A	Offenses (*)		Arrests (**)	
		Group A Offenses	Reported	Adult	Juvenile
Law Enforcement Employees		Crimes Against Persons			
Sworn Male	9	Murder and Nonnegligent Manslaughter	0	0	0
Sworn Female	0	Negligent Manslaughter	0	0	0
Civilian Male	0	Kidnapping/Abduction	0	0	0
Civilian Female	0	Forcible Rape	2	0	0
Total:	9	Forcible Sodomy	0	0	0
		Sexual Assault With An Object	0	0	0
		Forcible Fondling	1	0	0
Offense Overview		Incest	0	0	0
Incident Total	39	Statutory Rape	0	0	0
Offense Total	39	Aggravated Assault	0	0	0
Group A Crimes per 100,000 population	N/A	Simple Assault	3	0	0
		Intimidation	0	0	0
		Human Trafficking, Commercial Sex Acts	0	0	0
		Human Trafficking, Involuntary Servitude	0	0	0
Arrest Overview		Crimes Against Property			
Total Arrests	8	Arson	0	0	0
Adult Arrests	8	Bribery	0	0	0
Juvenile Arrests	0	Burglary/Breaking & Entering	0	0	0
Unknown Age	0	Counterfeiting/Forgery	0	0	0
Arrests per 100,000 population	N/A	Destruction/Damage/Vandalism of Property	8	0	0
		Embezzlement	0	0	0
		Extortion/Blackmail	0	0	0
		False Pretenses/Swindle/Confidence Game	0	0	0
		Credit Card/Automatic Teller Fraud	0	0	0
		Impersonation	0	0	0
		Welfare Fraud	0	0	0
		Wire Fraud	0	0	0
		Identity Theft	0	0	0
		Hacking/Computer Invasion	0	0	0
		Robbery	0	0	0
		Pocket-picking	0	0	0
		Purse-snatching	0	0	0
		Shoplifting	0	0	0
		Theft From Building	1	0	0
		Theft From Coin Operated Machine or Device	0	0	0
		Theft From Motor Vehicle	2	0	0
		Theft of Motor Vehicle Parts/Accessories	0	0	0
		All Other Larceny	7	4	0
		Motor Vehicle Theft	0	0	0
		Stolen Property Offenses	0	0	0
		Crimes Against Society			
		Drug/Narcotic Violations	14	1	0
		Drug Equipment Violations	1	0	0
		Betting/Wagering	0	0	0
		Operating/Promoting/Assisting Gambling	0	0	0
		Gambling Equipment Violations	0	0	0
		Sports Tampering	0	0	0
		Pornography/Obscene Material	0	0	0
		Prostitution	0	0	0
		Assisting or Promoting Prostitution	0	0	0
		Purchasing Prostitution	0	0	0
		Weapon Law Violations	0	0	0
		Animal Cruelty	0	0	0
		Total Group A Offenses	39	5	0

Group B Arrests	Adult	Juvenile
Bad Checks	0	0
Curfew/Loitering/Vagrancy Violations	0	0
Disorderly Conduct	3	0
Driving Under the Influence	0	0
Drunkenness	0	0
Family Offenses (Nonviolent)	0	0
Liquor Law Violations	0	0
Peeping Tom	0	0
Runaway	0	0
Trespass of Real Property	0	0
All Other Offenses	0	0
Total Group B	3	0

(*) Offenses are counted using the FBI Units of Count for Crime

(**) The 'Arrests' column shows arrests made for incidents during the selected period, regardless of arrest date. Arrest counts for the same period may change over time.

George Mason University Police Department - VA0290400 - NIBRS Agency Crime Overview - 2018

2018 Population Estimate	N/A	Offenses (*)			Arrests (**)	
		Group A Offenses	Reported	Adult	Juvenile	
Law Enforcement Employees		Crimes Against Persons				
Sworn Male	37	Murder and Nonnegligent Manslaughter	0	0	0	0
Sworn Female	8	Negligent Manslaughter	0	0	0	0
Civilian Male	10	Kidnapping/Abduction	0	0	0	0
Civilian Female	6	Forcible Rape	3	0	0	0
Total:	61	Forcible Sodomy	1	0	0	0
		Sexual Assault With An Object	2	0	0	0
		Forcible Fondling	0	0	0	0
Offense Overview		Incest	0	0	0	0
Incident Total	380	Statutory Rape	0	0	0	0
Offense Total	493	Aggravated Assault	0	0	0	0
Group A Crimes per 100,000 population	N/A	Simple Assault	40	4	0	0
		Intimidation	10	0	0	0
		Human Trafficking, Commercial Sex Acts	0	0	0	0
		Human Trafficking, Involuntary Servitude	0	0	0	0
Arrest Overview		Crimes Against Property				
Total Arrests	216	Arson	0	0	0	0
Adult Arrests	214	Bribery	0	0	0	0
Juvenile Arrests	2	Burglary/Breaking & Entering	0	0	0	0
Unknown Age	0	Counterfeiting/Forgery	2	0	0	0
Arrests per 100,000 population	N/A	Destruction/Damage/Vandalism of Property	47	1	0	0
		Embezzlement	1	0	0	0
		Extortion/Blackmail	4	0	0	0
		False Pretenses/Swindle/Confidence Game	3	0	0	0
		Credit Card/Automatic Teller Fraud	6	0	0	0
		Impersonation	1	2	0	0
		Welfare Fraud	0	0	0	0
		Wire Fraud	0	0	0	0
		Identity Theft	0	0	0	0
		Hacking/Computer Invasion	0	0	0	0
		Robbery	0	1	0	0
		Pocket-picking	0	0	0	0
		Purse-snatching	0	0	0	0
		Shoplifting	3	0	0	0
		Theft From Building	44	0	0	0
		Theft From Coin Operated Machine or Device	0	0	0	0
		Theft From Motor Vehicle	5	0	0	0
		Theft of Motor Vehicle Parts/Accessories	3	0	0	0
		All Other Larceny	32	0	0	0
		Motor Vehicle Theft	0	0	0	0
		Stolen Property Offenses	5	0	0	0
		Crimes Against Society				
		Drug/Narcotic Violations	181	107	0	0
		Drug Equipment Violations	97	1	0	0
		Betting/Wagering	0	0	0	0
		Operating/Promoting/Assisting Gambling	0	0	0	0
		Gambling Equipment Violations	0	0	0	0
		Sports Tampering	0	0	0	0
		Pornography/Obscene Material	0	0	0	0
		Prostitution	1	0	0	0
		Assisting or Promoting Prostitution	1	0	0	0
		Purchasing Prostitution	0	0	0	0
		Weapon Law Violations	1	1	0	0
		Animal Cruelty	0	0	0	0
		Total Group A Offenses	493	117	0	0
Group B Arrests						
Offense	Adult	Juvenile				
Bad Checks	0	0				
Curfew/Loitering/Vagrancy Violations	0	0				
Disorderly Conduct	3	0				
Driving Under the Influence	10	0				
Drunkenness	27	0				
Family Offenses (Nonviolent)	0	0				
Liquor Law Violations	38	2				
Peeping Tom	0	0				
Runaway	0	0				
Trespass of Real Property	5	0				
All Other Offenses	14	0				
Total Group B	97	2				

(*) Offenses are counted using the FBI Units of Count for Crime

(**) The 'Arrests' column shows arrests made for incidents during the selected period, regardless of arrest date. Arrest counts for the same period may change over time.

Germanna Community College Police Department - VA0880300 - NIBRS Agency Crime Overview - 2018

2018 Population Estimate	N/A	Offenses (*)			Arrests (**)	
		Group A Offenses	Reported	Adult	Juvenile	
Law Enforcement Employees		Crimes Against Persons				
Sworn Male	2	Murder and Nonnegligent Manslaughter	0	0	0	
Sworn Female	1	Negligent Manslaughter	0	0	0	
Civilian Male	5	Kidnapping/Abduction	0	0	0	
Civilian Female	1	Forcible Rape	1	0	0	
Total:	9	Forcible Sodomy	0	0	0	
		Sexual Assault With An Object	0	0	0	
		Forcible Fondling	0	0	0	
Offense Overview		Incest	0	0	0	
Incident Total	13	Statutory Rape	0	0	0	
Offense Total	13	Aggravated Assault	0	0	0	
Group A Crimes per 100,000 population	N/A	Simple Assault	0	0	0	
		Intimidation	0	0	0	
		Human Trafficking, Commercial Sex Acts	0	0	0	
		Human Trafficking, Involuntary Servitude	0	0	0	
Arrest Overview		Crimes Against Property				
Total Arrests	2	Arson	0	0	0	
Adult Arrests	2	Bribery	0	0	0	
Juvenile Arrests	0	Burglary/Breaking & Entering	1	0	0	
Unknown Age	0	Counterfeiting/Forgery	1	0	0	
Arrests per 100,000 population	N/A	Destruction/Damage/Vandalism of Property	6	0	0	
		Embezzlement	0	0	0	
		Extortion/Blackmail	0	0	0	
		False Pretenses/Swindle/Confidence Game	0	0	0	
		Credit Card/Automatic Teller Fraud	0	0	0	
		Impersonation	0	0	0	
		Welfare Fraud	0	0	0	
		Wire Fraud	0	0	0	
		Identity Theft	0	0	0	
		Hacking/Computer Invasion	0	0	0	
		Robbery	0	0	0	
		Pocket-picking	0	0	0	
		Purse-snatching	0	0	0	
		Shoplifting	0	0	0	
		Theft From Building	1	0	0	
		Theft From Coin Operated Machine or Device	1	0	0	
		Theft From Motor Vehicle	0	0	0	
		Theft of Motor Vehicle Parts/Accessories	0	0	0	
		All Other Larceny	0	0	0	
		Motor Vehicle Theft	0	0	0	
		Stolen Property Offenses	1	0	0	
		Crimes Against Society				
		Drug/Narcotic Violations	1	1	0	
		Drug Equipment Violations	0	0	0	
		Betting/Wagering	0	0	0	
		Operating/Promoting/Assisting Gambling	0	0	0	
		Gambling Equipment Violations	0	0	0	
		Sports Tampering	0	0	0	
		Pornography/Obscene Material	0	0	0	
		Prostitution	0	0	0	
		Assisting or Promoting Prostitution	0	0	0	
		Purchasing Prostitution	0	0	0	
		Weapon Law Violations	0	0	0	
		Animal Cruelty	0	0	0	
		Total Group A Offenses	13	1	0	

Group B Arrests	Adult	Juvenile
Bad Checks	0	0
Curfew/Loitering/Vagrancy Violations	0	0
Disorderly Conduct	1	0
Driving Under the Influence	0	0
Drunkenness	0	0
Family Offenses (Nonviolent)	0	0
Liquor Law Violations	0	0
Peeping Tom	0	0
Runaway	0	0
Trespass of Real Property	0	0
All Other Offenses	0	0
Total Group B	1	0

(*) Offenses are counted using the FBI Units of Count for Crime

(**) The 'Arrests' column shows arrests made for incidents during the selected period, regardless of arrest date. Arrest counts for the same period may change over time.

Hampton University Police - VA1110400 - NIBRS Agency Crime Overview - 2018

2018 Population Estimate	N/A	Offenses (*)		Arrests (**)	
		Group A Offenses	Reported	Adult	Juvenile
Law Enforcement Employees		Crimes Against Persons			
Sworn Male	24	Murder and Nonnegligent Manslaughter	0	0	0
Sworn Female	3	Negligent Manslaughter	0	0	0
Civilian Male	8	Kidnapping/Abduction	0	0	0
Civilian Female	12	Forcible Rape	3	0	0
Total:	47	Forcible Sodomy	0	0	0
		Sexual Assault With An Object	0	0	0
		Forcible Fondling	2	0	0
Offense Overview		Incest	0	0	0
Incident Total	99	Statutory Rape	0	0	0
Offense Total	108	Aggravated Assault	2	0	0
Group A Crimes per 100,000 population	N/A	Simple Assault	9	0	0
		Intimidation	5	0	0
		Human Trafficking, Commercial Sex Acts	0	0	0
		Human Trafficking, Involuntary Servitude	0	0	0
Arrest Overview		Crimes Against Property			
Total Arrests	27	Arson	0	0	0
Adult Arrests	27	Bribery	0	0	0
Juvenile Arrests	0	Burglary/Breaking & Entering	6	0	0
Unknown Age	0	Counterfeiting/Forgery	3	0	0
Arrests per 100,000 population	N/A	Destruction/Damage/Vandalism of Property	22	0	0
		Embezzlement	0	0	0
		Extortion/Blackmail	0	0	0
		False Pretenses/Swindle/Confidence Game	0	0	0
		Credit Card/Automatic Teller Fraud	3	1	0
		Impersonation	0	0	0
		Welfare Fraud	0	0	0
		Wire Fraud	0	0	0
		Identity Theft	0	0	0
		Hacking/Computer Invasion	0	0	0
		Robbery	0	0	0
		Pocket-picking	0	0	0
		Purse-snatching	0	0	0
		Shoplifting	0	0	0
		Theft From Building	9	0	0
		Theft From Coin Operated Machine or Device	1	0	0
		Theft From Motor Vehicle	1	0	0
		Theft of Motor Vehicle Parts/Accessories	0	0	0
		All Other Larceny	23	0	0
		Motor Vehicle Theft	3	0	0
		Stolen Property Offenses	3	0	0
		Crimes Against Society			
		Drug/Narcotic Violations	11	6	0
		Drug Equipment Violations	0	0	0
		Betting/Wagering	0	0	0
		Operating/Promoting/Assisting Gambling	0	0	0
		Gambling Equipment Violations	0	0	0
		Sports Tampering	0	0	0
		Pornography/Obscene Material	0	0	0
		Prostitution	0	0	0
		Assisting or Promoting Prostitution	0	0	0
		Purchasing Prostitution	0	0	0
		Weapon Law Violations	2	1	0
		Animal Cruelty	0	0	0
		Total Group A Offenses	108	8	0
Group B Arrests					
Offense	Adult	Juvenile			
Bad Checks	0	0			
Curfew/Loitering/Vagrancy Violations	0	0			
Disorderly Conduct	1	0			
Driving Under the Influence	3	0			
Drunkenness	3	0			
Family Offenses (Nonviolent)	0	0			
Liquor Law Violations	1	0			
Peeping Tom	0	0			
Runaway	0	0			
Trespass of Real Property	5	0			
All Other Offenses	6	0			
Total Group B	19	0			

(*) Offenses are counted using the FBI Units of Count for Crime

(**) The 'Arrests' column shows arrests made for incidents during the selected period, regardless of arrest date. Arrest counts for the same period may change over time.

J. Sargeant Reynolds Community College - VA0430700 - NIBRS Agency Crime Overview - 2018

2018 Population Estimate	N/A	Offenses (*)			Arrests (**)	
		Group A Offenses	Reported	Adult	Juvenile	
Law Enforcement Employees		Crimes Against Persons				
Sworn Male	12	Murder and Nonnegligent Manslaughter	0	0	0	0
Sworn Female	1	Negligent Manslaughter	0	0	0	0
Civilian Male	3	Kidnapping/Abduction	0	0	0	0
Civilian Female	3	Forcible Rape	0	0	0	0
Total:	19	Forcible Sodomy	0	0	0	0
		Sexual Assault With An Object	0	0	0	0
		Forcible Fondling	0	0	0	0
Offense Overview		Incest	0	0	0	0
Incident Total	17	Statutory Rape	0	0	0	0
Offense Total	17	Aggravated Assault	0	0	0	0
Group A Crimes per 100,000 population	N/A	Simple Assault	1	0	0	0
		Intimidation	1	0	0	0
		Human Trafficking, Commercial Sex Acts	0	0	0	0
		Human Trafficking, Involuntary Servitude	0	0	0	0
Arrest Overview		Crimes Against Property				
Total Arrests	2	Arson	0	0	0	0
Adult Arrests	2	Bribery	0	0	0	0
Juvenile Arrests	0	Burglary/Breaking & Entering	0	0	0	0
Unknown Age	0	Counterfeiting/Forgery	0	0	0	0
Arrests per 100,000 population	N/A	Destruction/Damage/Vandalism of Property	1	0	0	0
		Embezzlement	0	0	0	0
		Extortion/Blackmail	0	0	0	0
		False Pretenses/Swindle/Confidence Game	0	0	0	0
		Credit Card/Automatic Teller Fraud	0	0	0	0
		Impersonation	0	0	0	0
		Welfare Fraud	0	0	0	0
		Wire Fraud	0	0	0	0
		Identity Theft	0	0	0	0
		Hacking/Computer Invasion	0	0	0	0
		Robbery	0	0	0	0
		Pocket-picking	1	0	0	0
		Purse-snatching	0	0	0	0
		Shoplifting	1	0	0	0
		Theft From Building	4	0	0	0
		Theft From Coin Operated Machine or Device	0	0	0	0
		Theft From Motor Vehicle	0	0	0	0
		Theft of Motor Vehicle Parts/Accessories	0	0	0	0
		All Other Larceny	8	0	0	0
		Motor Vehicle Theft	0	0	0	0
		Stolen Property Offenses	0	0	0	0
		Crimes Against Society				
		Drug/Narcotic Violations	0	0	0	0
		Drug Equipment Violations	0	0	0	0
		Betting/Wagering	0	0	0	0
		Operating/Promoting/Assisting Gambling	0	0	0	0
		Gambling Equipment Violations	0	0	0	0
		Sports Tampering	0	0	0	0
		Pornography/Obscene Material	0	0	0	0
		Prostitution	0	0	0	0
		Assisting or Promoting Prostitution	0	0	0	0
		Purchasing Prostitution	0	0	0	0
		Weapon Law Violations	0	0	0	0
		Animal Cruelty	0	0	0	0
		Total Group A Offenses	17	0	0	0

Group B Arrests	Adult	Juvenile
Bad Checks	0	0
Curfew/Loitering/Vagrancy Violations	0	0
Disorderly Conduct	1	0
Driving Under the Influence	0	0
Drunkenness	0	0
Family Offenses (Nonviolent)	0	0
Liquor Law Violations	0	0
Peeping Tom	0	0
Runaway	0	0
Trespass of Real Property	0	0
All Other Offenses	1	0
Total Group B	2	0

(*) Offenses are counted using the FBI Units of Count for Crime

(**) The 'Arrests' column shows arrests made for incidents during the selected period, regardless of arrest date. Arrest counts for the same period may change over time.

James Madison University Police - VA0820600 - NIBRS Agency Crime Overview - 2018

2018 Population Estimate	N/A	Offenses (*)			Arrests (**)	
		Group A Offenses	Reported	Adult	Juvenile	
Law Enforcement Employees		Crimes Against Persons				
Sworn Male	33	Murder and Nonnegligent Manslaughter	0	0	0	0
Sworn Female	1	Negligent Manslaughter	0	0	0	0
Civilian Male	1	Kidnapping/Abduction	0	0	0	0
Civilian Female	9	Forcible Rape	2	0	0	0
Total:	44	Forcible Sodomy	0	0	0	0
		Sexual Assault With An Object	0	0	0	0
		Forcible Fondling	2	1	0	0
		Incest	0	0	0	0
Offense Overview		Statutory Rape	0	0	0	0
Incident Total	203	Aggravated Assault	5	0	0	0
Offense Total	263	Simple Assault	9	3	0	0
Group A Crimes per 100,000 population	N/A	Intimidation	11	0	0	0
		Human Trafficking, Commercial Sex Acts	0	0	0	0
		Human Trafficking, Involuntary Servitude	0	0	0	0
Arrest Overview		Crimes Against Property				
Total Arrests	152	Arson	0	0	0	0
Adult Arrests	149	Bribery	0	0	0	0
Juvenile Arrests	3	Burglary/Breaking & Entering	5	0	0	0
Unknown Age	0	Counterfeiting/Forgery	1	0	0	0
Arrests per 100,000 population	N/A	Destruction/Damage/Vandalism of Property	25	1	0	0
		Embezzlement	0	0	0	0
		Extortion/Blackmail	0	0	0	0
		False Pretenses/Swindle/Confidence Game	1	0	0	0
		Credit Card/Automatic Teller Fraud	6	0	0	0
		Impersonation	2	0	0	0
		Welfare Fraud	0	0	0	0
		Wire Fraud	2	0	0	0
		Identity Theft	0	0	0	0
		Hacking/Computer Invasion	0	0	0	0
		Robbery	0	0	0	0
		Pocket-picking	0	0	0	0
		Purse-snatching	0	0	0	0
		Shoplifting	1	0	0	0
		Theft From Building	29	0	0	0
		Theft From Coin Operated Machine or Device	1	0	0	0
		Theft From Motor Vehicle	14	0	0	0
		Theft of Motor Vehicle Parts/Accessories	1	0	0	0
		All Other Larceny	30	0	0	0
		Motor Vehicle Theft	1	0	0	0
		Stolen Property Offenses	0	0	0	0
		Crimes Against Society				
		Drug/Narcotic Violations	54	58	3	0
		Drug Equipment Violations	60	0	0	0
		Betting/Wagering	0	0	0	0
		Operating/Promoting/Assisting Gambling	0	0	0	0
		Gambling Equipment Violations	0	0	0	0
		Sports Tampering	0	0	0	0
		Pornography/Obscene Material	1	0	0	0
		Prostitution	0	0	0	0
		Assisting or Promoting Prostitution	0	0	0	0
		Purchasing Prostitution	0	0	0	0
		Weapon Law Violations	0	0	0	0
		Animal Cruelty	0	0	0	0
		Total Group A Offenses	263	63	3	
Group B Arrests						
Offense	Adult	Juvenile				
Bad Checks	0	0				
Curfew/Loitering/Vagrancy Violations	0	0				
Disorderly Conduct	0	0				
Driving Under the Influence	2	0				
Drunkenness	33	0				
Family Offenses (Nonviolent)	0	0				
Liquor Law Violations	8	0				
Peeping Tom	0	0				
Runaway	0	0				
Trespass of Real Property	2	0				
All Other Offenses	41	0				
Total Group B	86	0				

(*) Offenses are counted using the FBI Units of Count for Crime

(**) The 'Arrests' column shows arrests made for incidents during the selected period, regardless of arrest date. Arrest counts for the same period may change over time.

Longwood University Police Department⁸ - VA0730200 - NIBRS Agency Crime Overview - 2018

2018 Population Estimate	N/A		Offenses (*)	Arrests (**)	
			Reported	Adult	Juvenile
Law Enforcement Employees		Group A Offenses			
		Crimes Against Persons			
Sworn Male	16	Murder and Nonnegligent Manslaughter	0	0	0
Sworn Female	2	Negligent Manslaughter	0	0	0
Civilian Male	2	Kidnapping/Abduction	0	0	0
Civilian Female	5	Forcible Rape	1	0	0
Total:	25	Forcible Sodomy	0	0	0
		Sexual Assault With An Object	2	0	0
		Forcible Fondling	1	0	0
Offense Overview		Incest	0	0	0
Incident Total	97	Statutory Rape	0	0	0
Offense Total	104	Aggravated Assault	2	0	0
Group A Crimes per 100,000 population	N/A	Simple Assault	11	1	0
		Intimidation	6	0	0
		Human Trafficking, Commercial Sex Acts	0	0	0
		Human Trafficking, Involuntary Servitude	0	0	0
Arrest Overview		Crimes Against Property			
Total Arrests	46	Arson	0	0	0
Adult Arrests	43	Bribery	0	0	0
Juvenile Arrests	3	Burglary/Breaking & Entering	0	0	0
Unknown Age	0	Counterfeiting/Forgery	0	0	0
Arrests per 100,000 population	N/A	Destruction/Damage/Vandalism of Property	28	0	0
		Embezzlement	0	0	0
		Extortion/Blackmail	0	0	0
		False Pretenses/Swindle/Confidence Game	0	0	0
		Credit Card/Automatic Teller Fraud	1	0	0
		Impersonation	0	0	0
		Welfare Fraud	0	0	0
		Wire Fraud	0	0	0
		Identity Theft	0	0	0
		Hacking/Computer Invasion	0	0	0
		Robbery	1	0	0
		Pocket-picking	0	0	0
		Purse-snatching	0	0	0
		Shoplifting	1	2	0
		Theft From Building	10	0	0
		Theft From Coin Operated Machine or Device	0	0	0
		Theft From Motor Vehicle	9	0	0
		Theft of Motor Vehicle Parts/Accessories	1	0	0
		All Other Larceny	21	2	0
		Motor Vehicle Theft	2	0	0
		Stolen Property Offenses	0	0	0
		Crimes Against Society			
		Drug/Narcotic Violations	7	5	0
		Drug Equipment Violations	0	0	0
		Betting/Wagering	0	0	0
		Operating/Promoting/Assisting Gambling	0	0	0
		Gambling Equipment Violations	0	0	0
		Sports Tampering	0	0	0
		Pornography/Obscene Material	0	0	0
		Prostitution	0	0	0
		Assisting or Promoting Prostitution	0	0	0
		Purchasing Prostitution	0	0	0
		Weapon Law Violations	0	0	0
		Animal Cruelty	0	0	0
		Total Group A Offenses	104	10	0
Group B Arrests					
Offense	Adult	Juvenile			
Bad Checks	0	0			
Curfew/Loitering/Vagrancy Violations	0	0			
Disorderly Conduct	0	0			
Driving Under the Influence	4	2			
Drunkenness	9	0			
Family Offenses (Nonviolent)	0	0			
Liquor Law Violations	8	0			
Peeping Tom	2	0			
Runaway	0	0			
Trespass of Real Property	4	1			
All Other Offenses	6	0			
Total Group B	33	3			

(*) Offenses are counted using the FBI Units of Count for Crime

(**) The 'Arrests' column shows arrests made for incidents during the selected period, regardless of arrest date. Arrest counts for the same period may change over time.

Lord Fairfax Community College Police Department - VA0340400 - NIBRS Agency Crime Overview - 2018

2018 Population Estimate	N/A		Offenses (*)	Arrests (**)	
			Reported	Adult	Juvenile
Law Enforcement Employees		Group A Offenses			
		Crimes Against Persons			
Sworn Male	3	Murder and Nonnegligent Manslaughter	0	0	0
Sworn Female	1	Negligent Manslaughter	0	0	0
Civilian Male	0	Kidnapping/Abduction	0	0	0
Civilian Female	0	Forcible Rape	0	0	0
Total:	4	Forcible Sodomy	0	0	0
		Sexual Assault With An Object	0	0	0
		Forcible Fondling	0	0	0
Offense Overview		Incest	0	0	0
Incident Total	10	Statutory Rape	0	0	0
Offense Total	10	Aggravated Assault	0	0	0
Group A Crimes per 100,000 population	N/A	Simple Assault	0	0	0
		Intimidation	0	0	0
		Human Trafficking, Commercial Sex Acts	0	0	0
		Human Trafficking, Involuntary Servitude	0	0	0
Arrest Overview		Crimes Against Property			
Total Arrests	4	Arson	0	0	0
Adult Arrests	4	Bribery	0	0	0
Juvenile Arrests	0	Burglary/Breaking & Entering	0	0	0
Unknown Age	0	Counterfeiting/Forgery	0	0	0
Arrests per 100,000 population	N/A	Destruction/Damage/Vandalism of Property	4	0	0
		Embezzlement	0	0	0
		Extortion/Blackmail	0	0	0
		False Pretenses/Swindle/Confidence Game	0	0	0
		Credit Card/Automatic Teller Fraud	0	0	0
		Impersonation	0	0	0
		Welfare Fraud	0	0	0
		Wire Fraud	0	0	0
		Identity Theft	0	0	0
		Hacking/Computer Invasion	0	0	0
		Robbery	0	0	0
		Pocket-picking	0	0	0
		Purse-snatching	0	0	0
		Shoplifting	0	0	0
		Theft From Building	1	0	0
		Theft From Coin Operated Machine or Device	0	0	0
		Theft From Motor Vehicle	1	0	0
		Theft of Motor Vehicle Parts/Accessories	0	0	0
		All Other Larceny	2	2	0
		Motor Vehicle Theft	0	0	0
		Stolen Property Offenses	0	0	0
		Crimes Against Society			
		Drug/Narcotic Violations	2	1	0
		Drug Equipment Violations	0	0	0
		Betting/Wagering	0	0	0
		Operating/Promoting/Assisting Gambling	0	0	0
		Gambling Equipment Violations	0	0	0
		Sports Tampering	0	0	0
		Pornography/Obscene Material	0	0	0
		Prostitution	0	0	0
		Assisting or Promoting Prostitution	0	0	0
		Purchasing Prostitution	0	0	0
		Weapon Law Violations	0	0	0
		Animal Cruelty	0	0	0
		Total Group A Offenses	10	3	0
Group B Arrests					
Offense	Adult	Juvenile			
Bad Checks	0	0			
Curfew/Loitering/Vagrancy Violations	0	0			
Disorderly Conduct	0	0			
Driving Under the Influence	0	0			
Drunkenness	0	0			
Family Offenses (Nonviolent)	0	0			
Liquor Law Violations	0	0			
Peeping Tom	0	0			
Runaway	0	0			
Trespass of Real Property	0	0			
All Other Offenses	1	0			
Total Group B	1	0			

(*) Offenses are counted using the FBI Units of Count for Crime

(**) The 'Arrests' column shows arrests made for incidents during the selected period, regardless of arrest date. Arrest counts for the same period may change over time.

Norfolk State University Police Department - VA1170400 - NIBRS Agency Crime Overview - 2018

2018 Population Estimate	N/A	Offenses (*)			
		Reported	Adult	Juvenile	
Law Enforcement Employees		Group A Offenses			
		Crimes Against Persons			
Sworn Male	15	Murder and Nonnegligent Manslaughter	0	0	0
Sworn Female	3	Negligent Manslaughter	0	0	0
Civilian Male	2	Kidnapping/Abduction	0	0	0
Civilian Female	11	Forcible Rape	9	0	0
Total:	31	Forcible Sodomy	0	0	0
		Sexual Assault With An Object	1	0	0
		Forcible Fondling	1	0	0
Offense Overview		Incest	0	0	0
Incident Total	225	Statutory Rape	0	0	0
Offense Total	231	Aggravated Assault	1	0	0
Group A Crimes per 100,000 population	N/A	Simple Assault	20	2	0
		Intimidation	2	0	0
		Human Trafficking, Commercial Sex Acts	0	0	0
		Human Trafficking, Involuntary Servitude	0	0	0
Arrest Overview		Crimes Against Property			
Total Arrests	46	Arson	0	0	0
Adult Arrests	45	Bribery	0	0	0
Juvenile Arrests	0	Burglary/Breaking & Entering	24	1	0
Unknown Age	1	Counterfeiting/Forgery	0	0	0
Arrests per 100,000 population	N/A	Destruction/Damage/Vandalism of Property	36	0	0
		Embezzlement	1	0	0
		Extortion/Blackmail	0	0	0
		False Pretenses/Swindle/Confidence Game	0	0	0
		Credit Card/Automatic Teller Fraud	7	1	0
		Impersonation	0	0	0
		Welfare Fraud	0	0	0
		Wire Fraud	0	0	0
		Identity Theft	0	0	0
		Hacking/Computer Invasion	0	0	0
		Robbery	2	0	0
		Pocket-picking	0	0	0
		Purse-snatching	0	0	0
		Shoplifting	0	0	0
		Theft From Building	20	0	0
		Theft From Coin Operated Machine or Device	0	0	0
		Theft From Motor Vehicle	15	0	0
		Theft of Motor Vehicle Parts/Accessories	3	0	0
		All Other Larceny	15	1	0
		Motor Vehicle Theft	3	0	0
		Stolen Property Offenses	0	0	0
		Crimes Against Society			
		Drug/Narcotic Violations	57	9	0
		Drug Equipment Violations	3	0	0
		Betting/Wagering	0	0	0
		Operating/Promoting/Assisting Gambling	0	0	0
		Gambling Equipment Violations	0	0	0
		Sports Tampering	0	0	0
		Pornography/Obscene Material	0	0	0
		Prostitution	0	0	0
		Assisting or Promoting Prostitution	0	0	0
		Purchasing Prostitution	0	0	0
		Weapon Law Violations	11	3	0
		Animal Cruelty	0	0	0
		Total Group A Offenses	231	17	0
Group B Arrests					
Offense	Adult	Juvenile			
Bad Checks	0	0			
Curfew/Loitering/Vagrancy Violations	0	0			
Disorderly Conduct	2	0			
Driving Under the Influence	2	0			
Drunkenness	5	0			
Family Offenses (Nonviolent)	0	0			
Liquor Law Violations	1	0			
Peeping Tom	0	0			
Runaway	0	0			
Trespass of Real Property	8	0			
All Other Offenses	10	0			
Total Group B	28	0			

(*) Offenses are counted using the FBI Units of Count for Crime

(**) The 'Arrests' column shows arrests made for incidents during the selected period, regardless of arrest date. Arrest counts for the same period may change over time.

Northern VA Comm College Police Department - VA0290500 - NIBRS Agency Crime Overview - 2018

2018 Population Estimate	N/A	Offenses (*)	Arrests (**)	
		Reported	Adult	Juvenile
Law Enforcement Employees		Group A Offenses		
		Crimes Against Persons		
Sworn Male	36	Murder and Nonnegligent Manslaughter	0	0
Sworn Female	6	Negligent Manslaughter	0	0
Civilian Male	9	Kidnapping/Abduction	0	0
Civilian Female	3	Forcible Rape	0	0
Total:	54	Forcible Sodomy	0	0
		Sexual Assault With An Object	0	0
		Forcible Fondling	2	0
Offense Overview		Incest	0	0
Incident Total	108	Statutory Rape	0	0
Offense Total	115	Aggravated Assault	0	0
Group A Crimes per 100,000 population	N/A	Simple Assault	21	2
		Intimidation	2	0
		Human Trafficking, Commercial Sex Acts	0	0
		Human Trafficking, Involuntary Servitude	0	0
Arrest Overview		Crimes Against Property		
Total Arrests	32	Arson	0	0
Adult Arrests	32	Bribery	0	0
Juvenile Arrests	0	Burglary/Breaking & Entering	0	0
Unknown Age	0	Counterfeiting/Forgery	0	0
Arrests per 100,000 population	N/A	Destruction/Damage/Vandalism of Property	29	1
		Embezzlement	1	0
		Extortion/Blackmail	0	0
		False Pretenses/Swindle/Confidence Game	1	0
		Credit Card/Automatic Teller Fraud	0	0
		Impersonation	0	0
		Welfare Fraud	0	0
		Wire Fraud	0	0
		Identity Theft	0	0
		Hacking/Computer Invasion	0	0
		Robbery	1	0
		Pocket-picking	0	0
		Purse-snatching	0	0
		Shoplifting	2	2
		Theft From Building	7	0
		Theft From Coin Operated Machine or Device	0	0
		Theft From Motor Vehicle	2	0
		Theft of Motor Vehicle Parts/Accessories	0	0
		All Other Larceny	19	1
		Motor Vehicle Theft	0	0
		Stolen Property Offenses	0	0
		Crimes Against Society		
		Drug/Narcotic Violations	24	15
		Drug Equipment Violations	0	0
		Betting/Wagering	0	0
		Operating/Promoting/Assisting Gambling	0	0
		Gambling Equipment Violations	0	0
		Sports Tampering	0	0
		Pornography/Obscene Material	0	0
		Prostitution	0	0
		Assisting or Promoting Prostitution	0	0
		Purchasing Prostitution	0	0
		Weapon Law Violations	4	2
		Animal Cruelty	0	0
		Total Group A Offenses	115	23
				0

(*) Offenses are counted using the FBI Units of Count for Crime

(**) The 'Arrests' column shows arrests made for incidents during the selected period, regardless of arrest date. Arrest counts for the same period may change over time.

Old Dominion University - VA1300700 - NIBRS Agency Crime Overview - 2018

2018 Population Estimate	N/A	Offenses (*)			Arrests (**)	
		Group A Offenses	Reported	Adult	Juvenile	
Law Enforcement Employees		Crimes Against Persons				
Sworn Male	32	Murder and Nonnegligent Manslaughter	0	0	0	0
Sworn Female	10	Negligent Manslaughter	0	0	0	0
Civilian Male	5	Kidnapping/Abduction	1	0	0	0
Civilian Female	9	Forcible Rape	4	0	0	0
Total:	56	Forcible Sodomy	1	0	0	0
		Sexual Assault With An Object	0	0	0	0
		Forcible Fondling	2	0	0	0
Offense Overview		Incest	0	0	0	0
Incident Total	532	Statutory Rape	0	0	0	0
Offense Total	616	Aggravated Assault	11	4	0	0
Group A Crimes per 100,000 population	N/A	Simple Assault	85	14	0	0
		Intimidation	23	0	0	0
		Human Trafficking, Commercial Sex Acts	0	0	0	0
		Human Trafficking, Involuntary Servitude	0	0	0	0
Arrest Overview		Crimes Against Property				
Total Arrests	154	Arson	1	1	0	0
Adult Arrests	152	Bribery	0	0	0	0
Juvenile Arrests	2	Burglary/Breaking & Entering	20	0	0	0
Unknown Age	0	Counterfeiting/Forgery	16	1	0	0
Arrests per 100,000 population	N/A	Destruction/Damage/Vandalism of Property	118	5	0	0
		Embezzlement	0	0	0	0
		Extortion/Blackmail	6	0	0	0
		False Pretenses/Swindle/Confidence Game	15	1	0	0
		Credit Card/Automatic Teller Fraud	16	0	0	0
		Impersonation	8	1	0	0
		Welfare Fraud	0	0	0	0
		Wire Fraud	0	0	0	0
		Identity Theft	0	0	0	0
		Hacking/Computer Invasion	0	0	0	0
		Robbery	6	3	0	0
		Pocket-picking	1	0	0	0
		Purse-snatching	0	0	0	0
		Shoplifting	6	0	0	0
		Theft From Building	0	0	0	0
		Theft From Coin Operated Machine or Device	0	0	0	0
		Theft From Motor Vehicle	0	0	0	0
		Theft of Motor Vehicle Parts/Accessories	0	0	0	0
		All Other Larceny	211	8	0	0
		Motor Vehicle Theft	5	1	0	0
		Stolen Property Offenses	1	1	0	0
		Crimes Against Society				
		Drug/Narcotic Violations	50	32	2	2
		Drug Equipment Violations	0	0	0	0
		Betting/Wagering	0	0	0	0
		Operating/Promoting/Assisting Gambling	0	0	0	0
		Gambling Equipment Violations	0	0	0	0
		Sports Tampering	0	0	0	0
		Pornography/Obscene Material	2	0	0	0
		Prostitution	0	0	0	0
		Assisting or Promoting Prostitution	0	0	0	0
		Purchasing Prostitution	0	0	0	0
		Weapon Law Violations	7	3	0	0
		Animal Cruelty	0	0	0	0
		Total Group A Offenses	616	75	2	2
Group B Arrests						
Offense	Adult	Juvenile				
Bad Checks	0	0				
Curfew/Loitering/Vagrancy Violations	0	0				
Disorderly Conduct	12	0				
Driving Under the Influence	21	0				
Drunkenness	14	0				
Family Offenses (Nonviolent)	0	0				
Liquor Law Violations	11	0				
Peeping Tom	0	0				
Runaway	0	0				
Trespass of Real Property	8	0				
All Other Offenses	11	0				
Total Group B	77	0				

(*) Offenses are counted using the FBI Units of Count for Crime

(**) The 'Arrests' column shows arrests made for incidents during the selected period, regardless of arrest date. Arrest counts for the same period may change over time.

Radford University Police Department - VA1300200 - NIBRS Agency Crime Overview - 2018

2018 Population Estimate	N/A	Offenses (*)		Arrests (**)	
		Group A Offenses	Reported	Adult	Juvenile
Law Enforcement Employees		Crimes Against Persons			
Sworn Male	20	Murder and Nonnegligent Manslaughter	0	0	0
Sworn Female	3	Negligent Manslaughter	0	0	0
Civilian Male	2	Kidnapping/Abduction	0	0	0
Civilian Female	6	Forcible Rape	5	0	0
Total:	31	Forcible Sodomy	1	0	0
		Sexual Assault With An Object	0	0	0
		Forcible Fondling	4	0	0
Offense Overview		Incest	0	0	0
Incident Total	299	Statutory Rape	0	0	0
Offense Total	389	Aggravated Assault	2	1	0
Group A Crimes per 100,000 population	N/A	Simple Assault	40	3	0
		Intimidation	16	0	0
		Human Trafficking, Commercial Sex Acts	0	0	0
		Human Trafficking, Involuntary Servitude	0	0	0
Arrest Overview		Crimes Against Property			
Total Arrests	56	Arson	2	0	0
Adult Arrests	56	Bribery	0	0	0
Juvenile Arrests	0	Burglary/Breaking & Entering	5	0	0
Unknown Age	0	Counterfeiting/Forgery	0	0	0
Arrests per 100,000 population	N/A	Destruction/Damage/Vandalism of Property	68	0	0
		Embezzlement	3	0	0
		Extortion/Blackmail	0	0	0
		False Pretenses/Swindle/Confidence Game	2	0	0
		Credit Card/Automatic Teller Fraud	18	0	0
		Impersonation	0	0	0
		Welfare Fraud	0	0	0
		Wire Fraud	0	0	0
		Identity Theft	0	0	0
		Hacking/Computer Invasion	0	0	0
		Robbery	0	0	0
		Pocket-picking	0	0	0
		Purse-snatching	0	0	0
		Shoplifting	5	0	0
		Theft From Building	34	0	0
		Theft From Coin Operated Machine or Device	1	0	0
		Theft From Motor Vehicle	8	0	0
		Theft of Motor Vehicle Parts/Accessories	0	0	0
		All Other Larceny	11	0	0
		Motor Vehicle Theft	1	0	0
		Stolen Property Offenses	0	0	0
		Crimes Against Society			
		Drug/Narcotic Violations	101	13	0
		Drug Equipment Violations	61	0	0
		Betting/Wagering	0	0	0
		Operating/Promoting/Assisting Gambling	0	0	0
		Gambling Equipment Violations	0	0	0
		Sports Tampering	0	0	0
		Pornography/Obscene Material	0	0	0
		Prostitution	0	0	0
		Assisting or Promoting Prostitution	1	0	0
		Purchasing Prostitution	0	0	0
		Weapon Law Violations	0	0	0
		Animal Cruelty	0	0	0
		Total Group A Offenses	389	17	0

Group B Arrests	Adult	Juvenile
Bad Checks	0	0
Curfew/Loitering/Vagrancy Violations	0	0
Disorderly Conduct	0	0
Driving Under the Influence	4	0
Drunkenness	23	0
Family Offenses (Nonviolent)	0	0
Liquor Law Violations	7	0
Peeping Tom	0	0
Runaway	0	0
Trespass of Real Property	0	0
All Other Offenses	5	0
Total Group B	39	0

(*) Offenses are counted using the FBI Units of Count for Crime

(**) The 'Arrests' column shows arrests made for incidents during the selected period, regardless of arrest date. Arrest counts for the same period may change over time.

Richard Bland College Police Department - VA0740200 - NIBRS Agency Crime Overview - 2018

2018 Population Estimate	N/A	Offenses (*)			Arrests (**)		
		Group A Offenses			Reported	Adult	Juvenile
Law Enforcement Employees		Crimes Against Persons					
Sworn Male	4	Murder and Nonnegligent Manslaughter		0	0	0	
Sworn Female	0	Negligent Manslaughter		0	0	0	
Civilian Male	0	Kidnapping/Abduction		0	0	0	
Civilian Female	1	Forcible Rape		1	0	0	
Total:	5	Forcible Sodomy		0	0	0	
		Sexual Assault With An Object		0	0	0	
		Forcible Fondling		0	0	0	
Offense Overview		Incest		0	0	0	
Incident Total	38	Statutory Rape		0	0	0	
Offense Total	43	Aggravated Assault		1	0	0	
Group A Crimes per 100,000 population	N/A	Simple Assault		9	0	0	
		Intimidation		1	0	0	
		Human Trafficking, Commercial Sex Acts		0	0	0	
		Human Trafficking, Involuntary Servitude		0	0	0	
Arrest Overview		Crimes Against Property					
Total Arrests	0	Arson		0	0	0	
Adult Arrests	0	Bribery		0	0	0	
Juvenile Arrests	0	Burglary/Breaking & Entering		0	0	0	
Unknown Age	0	Counterfeiting/Forgery		1	0	0	
Arrests per 100,000 population	N/A	Destruction/Damage/Vandalism of Property		7	0	0	
		Embezzlement		0	0	0	
		Extortion/Blackmail		0	0	0	
		False Pretenses/Swindle/Confidence Game		0	0	0	
		Credit Card/Automatic Teller Fraud		0	0	0	
		Impersonation		0	0	0	
		Welfare Fraud		0	0	0	
		Wire Fraud		0	0	0	
		Identity Theft		0	0	0	
		Hacking/Computer Invasion		0	0	0	
		Robbery		0	0	0	
		Pocket-picking		0	0	0	
		Purse-snatching		0	0	0	
		Shoplifting		0	0	0	
		Theft From Building		0	0	0	
		Theft From Coin Operated Machine or Device		0	0	0	
		Theft From Motor Vehicle		1	0	0	
		Theft of Motor Vehicle Parts/Accessories		0	0	0	
		All Other Larceny		11	0	0	
		Motor Vehicle Theft		0	0	0	
		Stolen Property Offenses		0	0	0	
		Crimes Against Society					
		Drug/Narcotic Violations		10	0	0	
		Drug Equipment Violations		1	0	0	
		Betting/Wagering		0	0	0	
		Operating/Promoting/Assisting Gambling		0	0	0	
		Gambling Equipment Violations		0	0	0	
		Sports Tampering		0	0	0	
		Pornography/Obscene Material		0	0	0	
		Prostitution		0	0	0	
		Assisting or Promoting Prostitution		0	0	0	
		Purchasing Prostitution		0	0	0	
		Weapon Law Violations		0	0	0	
		Animal Cruelty		0	0	0	
		Total Group A Offenses		43	0	0	

Group B Arrests	Adult	Juvenile
Bad Checks	0	0
Curfew/Loitering/Vagrancy Violations	0	0
Disorderly Conduct	0	0
Driving Under the Influence	0	0
Drunkenness	0	0
Family Offenses (Nonviolent)	0	0
Liquor Law Violations	0	0
Peeping Tom	0	0
Runaway	0	0
Trespass of Real Property	0	0
All Other Offenses	0	0
Total Group B	0	0

(*) Offenses are counted using the FBI Units of Count for Crime

(**) The 'Arrests' column shows arrests made for incidents during the selected period, regardless of arrest date. Arrest counts for the same period may change over time.

Thomas Nelson Comm. College Police⁸ - VA1110300 - NIBRS Agency Crime Overview - 2018

2018 Population Estimate	N/A	Offenses (*)			Arrests (**)	
		Group A Offenses	Reported	Adult	Juvenile	
Law Enforcement Employees		Crimes Against Persons				
Sworn Male	7	Murder and Nonnegligent Manslaughter	0	0	0	0
Sworn Female	2	Negligent Manslaughter	0	0	0	0
Civilian Male	1	Kidnapping/Abduction	0	0	0	0
Civilian Female	2	Forcible Rape	0	0	0	0
Total:	12	Forcible Sodomy	0	0	0	0
		Sexual Assault With An Object	0	0	0	0
		Forcible Fondling	0	0	0	0
Offense Overview		Incest	0	0	0	0
Incident Total	13	Statutory Rape	0	0	0	0
Offense Total	13	Aggravated Assault	0	0	0	0
Group A Crimes per 100,000 population	N/A	Simple Assault	4	0	0	0
		Intimidation	0	0	0	0
		Human Trafficking, Commercial Sex Acts	0	0	0	0
		Human Trafficking, Involuntary Servitude	0	0	0	0
Arrest Overview		Crimes Against Property				
Total Arrests	0	Arson	0	0	0	0
Adult Arrests	0	Bribery	0	0	0	0
Juvenile Arrests	0	Burglary/Breaking & Entering	0	0	0	0
Unknown Age	0	Counterfeiting/Forgery	0	0	0	0
Arrests per 100,000 population	N/A	Destruction/Damage/Vandalism of Property	1	0	0	0
		Embezzlement	0	0	0	0
		Extortion/Blackmail	0	0	0	0
		False Pretenses/Swindle/Confidence Game	0	0	0	0
		Credit Card/Automatic Teller Fraud	1	0	0	0
		Impersonation	0	0	0	0
		Welfare Fraud	0	0	0	0
		Wire Fraud	0	0	0	0
		Identity Theft	0	0	0	0
		Hacking/Computer Invasion	0	0	0	0
		Robbery	0	0	0	0
		Pocket-picking	0	0	0	0
		Purse-snatching	0	0	0	0
		Shoplifting	0	0	0	0
		Theft From Building	3	0	0	0
		Theft From Coin Operated Machine or Device	0	0	0	0
		Theft From Motor Vehicle	0	0	0	0
		Theft of Motor Vehicle Parts/Accessories	0	0	0	0
		All Other Larceny	4	0	0	0
		Motor Vehicle Theft	0	0	0	0
		Stolen Property Offenses	0	0	0	0
		Crimes Against Society				
		Drug/Narcotic Violations	0	0	0	0
		Drug Equipment Violations	0	0	0	0
		Betting/Wagering	0	0	0	0
		Operating/Promoting/Assisting Gambling	0	0	0	0
		Gambling Equipment Violations	0	0	0	0
		Sports Tampering	0	0	0	0
		Pornography/Obscene Material	0	0	0	0
		Prostitution	0	0	0	0
		Assisting or Promoting Prostitution	0	0	0	0
		Purchasing Prostitution	0	0	0	0
		Weapon Law Violations	0	0	0	0
		Animal Cruelty	0	0	0	0
		Total Group A Offenses	13	0	0	0

Group B Arrests		
Offense	Adult	Juvenile
Bad Checks	0	0
Curfew/Loitering/Vagrancy Violations	0	0
Disorderly Conduct	0	0
Driving Under the Influence	0	0
Drunkenness	0	0
Family Offenses (Nonviolent)	0	0
Liquor Law Violations	0	0
Peeping Tom	0	0
Runaway	0	0
Trespass of Real Property	0	0
All Other Offenses	0	0
Total Group B	0	0

(*) Offenses are counted using the FBI Units of Count for Crime

(**) The 'Arrests' column shows arrests made for incidents during the selected period, regardless of arrest date. Arrest counts for the same period may change over time.

University Of Mary Washington Police Department - VA1090100 - NIBRS Agency Crime Overview - 2018

2018 Population Estimate	N/A	Offenses (*)			Arrests (**)	
		Group A Offenses	Reported	Adult	Juvenile	
Law Enforcement Employees		Crimes Against Persons				
Sworn Male	17	Murder and Nonnegligent Manslaughter	0	0	0	0
Sworn Female	1	Negligent Manslaughter	0	0	0	0
Civilian Male	2	Kidnapping/Abduction	0	0	0	0
Civilian Female	4	Forcible Rape	2	0	0	0
Total:	24	Forcible Sodomy	1	0	0	0
		Sexual Assault With An Object	1	0	0	0
		Forcible Fondling	2	0	0	0
Offense Overview		Incest	0	0	0	0
Incident Total	100	Statutory Rape	0	0	0	0
Offense Total	103	Aggravated Assault	1	0	0	0
Group A Crimes per 100,000 population	N/A	Simple Assault	5	0	0	0
		Intimidation	0	0	0	0
		Human Trafficking, Commercial Sex Acts	0	0	0	0
		Human Trafficking, Involuntary Servitude	0	0	0	0
Arrest Overview		Crimes Against Property				
Total Arrests	2	Arson	1	0	0	0
Adult Arrests	2	Bribery	0	0	0	0
Juvenile Arrests	0	Burglary/Breaking & Entering	3	0	0	0
Unknown Age	0	Counterfeiting/Forgery	0	0	0	0
Arrests per 100,000 population	N/A	Destruction/Damage/Vandalism of Property	29	0	0	0
		Embezzlement	0	0	0	0
		Extortion/Blackmail	0	0	0	0
		False Pretenses/Swindle/Confidence Game	2	0	0	0
		Credit Card/Automatic Teller Fraud	0	0	0	0
		Impersonation	0	0	0	0
		Welfare Fraud	0	0	0	0
		Wire Fraud	0	0	0	0
		Identity Theft	0	0	0	0
		Hacking/Computer Invasion	0	0	0	0
		Robbery	0	0	0	0
		Pocket-picking	1	0	0	0
		Purse-snatching	0	0	0	0
		Shoplifting	0	0	0	0
		Theft From Building	0	0	0	0
		Theft From Coin Operated Machine or Device	0	0	0	0
		Theft From Motor Vehicle	0	0	0	0
		Theft of Motor Vehicle Parts/Accessories	0	0	0	0
		All Other Larceny	43	0	0	0
		Motor Vehicle Theft	1	1	0	0
		Stolen Property Offenses	0	0	0	0
		Crimes Against Society				
		Drug/Narcotic Violations	10	0	0	0
		Drug Equipment Violations	1	0	0	0
		Betting/Wagering	0	0	0	0
		Operating/Promoting/Assisting Gambling	0	0	0	0
		Gambling Equipment Violations	0	0	0	0
		Sports Tampering	0	0	0	0
		Pornography/Obscene Material	0	0	0	0
		Prostitution	0	0	0	0
		Assisting or Promoting Prostitution	0	0	0	0
		Purchasing Prostitution	0	0	0	0
		Weapon Law Violations	0	0	0	0
		Animal Cruelty	0	0	0	0
		Total Group A Offenses	103	1	0	0

Group B Arrests	Adult	Juvenile
Bad Checks	0	0
Curfew/Loitering/Vagrancy Violations	0	0
Disorderly Conduct	0	0
Driving Under the Influence	1	0
Drunkenness	0	0
Family Offenses (Nonviolent)	0	0
Liquor Law Violations	0	0
Peeping Tom	0	0
Runaway	0	0
Trespass of Real Property	0	0
All Other Offenses	0	0
Total Group B	1	0

(*) Offenses are counted using the FBI Units of Count for Crime

(**) The 'Arrests' column shows arrests made for incidents during the selected period, regardless of arrest date. Arrest counts for the same period may change over time.

University Of Richmond Police Department - VA1300400 - NIBRS Agency Crime Overview - 2018

2018 Population Estimate	N/A	Offenses (*)			Arrests (**)	
		Group A Offenses	Reported	Adult	Juvenile	
Law Enforcement Employees		Crimes Against Persons				
Sworn Male	18	Murder and Nonnegligent Manslaughter	0	0	0	0
Sworn Female	4	Negligent Manslaughter	0	0	0	0
Civilian Male	7	Kidnapping/Abduction	4	1	0	0
Civilian Female	5	Forcible Rape	2	0	0	0
Total:	34	Forcible Sodomy	2	0	0	0
		Sexual Assault With An Object	0	0	0	0
		Forcible Fondling	4	0	0	0
Offense Overview		Incest	0	0	0	0
Incident Total	273	Statutory Rape	0	0	0	0
Offense Total	307	Aggravated Assault	0	0	0	0
Group A Crimes per 100,000 population	N/A	Simple Assault	7	1	0	0
		Intimidation	2	0	0	0
		Human Trafficking, Commercial Sex Acts	0	0	0	0
		Human Trafficking, Involuntary Servitude	0	0	0	0
Arrest Overview		Crimes Against Property				
Total Arrests	41	Arson	0	0	0	0
Adult Arrests	41	Bribery	0	0	0	0
Juvenile Arrests	0	Burglary/Breaking & Entering	10	1	0	0
Unknown Age	0	Counterfeiting/Forgery	2	0	0	0
Arrests per 100,000 population	N/A	Destruction/Damage/Vandalism of Property	121	0	0	0
		Embezzlement	0	0	0	0
		Extortion/Blackmail	0	0	0	0
		False Pretenses/Swindle/Confidence Game	4	0	0	0
		Credit Card/Automatic Teller Fraud	1	0	0	0
		Impersonation	0	0	0	0
		Welfare Fraud	0	0	0	0
		Wire Fraud	1	0	0	0
		Identity Theft	0	0	0	0
		Hacking/Computer Invasion	0	0	0	0
		Robbery	1	1	0	0
		Pocket-picking	0	0	0	0
		Purse-snatching	0	0	0	0
		Shoplifting	1	0	0	0
		Theft From Building	65	0	0	0
		Theft From Coin Operated Machine or Device	2	0	0	0
		Theft From Motor Vehicle	1	0	0	0
		Theft of Motor Vehicle Parts/Accessories	1	0	0	0
		All Other Larceny	17	2	0	0
		Motor Vehicle Theft	2	0	0	0
		Stolen Property Offenses	0	0	0	0
		Crimes Against Society				
		Drug/Narcotic Violations	27	21	0	0
		Drug Equipment Violations	29	0	0	0
		Betting/Wagering	0	0	0	0
		Operating/Promoting/Assisting Gambling	0	0	0	0
		Gambling Equipment Violations	0	0	0	0
		Sports Tampering	0	0	0	0
		Pornography/Obscene Material	0	0	0	0
		Prostitution	0	0	0	0
		Assisting or Promoting Prostitution	0	0	0	0
		Purchasing Prostitution	0	0	0	0
		Weapon Law Violations	1	0	0	0
		Animal Cruelty	0	0	0	0
		Total Group A Offenses	307	27	0	0
Group B Arrests						
Offense	Adult	Juvenile				
Bad Checks	0	0				
Curfew/Loitering/Vagrancy Violations	0	0				
Disorderly Conduct	0	0				
Driving Under the Influence	0	0				
Drunkenness	0	0				
Family Offenses (Nonviolent)	0	0				
Liquor Law Violations	14	0				
Peeping Tom	0	0				
Runaway	0	0				
Trespass of Real Property	0	0				
All Other Offenses	0	0				
Total Group B	14	0				

(*) Offenses are counted using the FBI Units of Count for Crime

(**) The 'Arrests' column shows arrests made for incidents during the selected period, regardless of arrest date. Arrest counts for the same period may change over time.

University Of Virginia Police Department - VA0020100 - NIBRS Agency Crime Overview - 2018

2018 Population Estimate	N/A	Offenses (*)		Arrests (**)	
		Group A Offenses	Reported	Adult	Juvenile
Law Enforcement Employees		Crimes Against Persons			
Sworn Male	42	Murder and Nonnegligent Manslaughter	0	0	0
Sworn Female	10	Negligent Manslaughter	0	0	0
Civilian Male	45	Kidnapping/Abduction	0	0	0
Civilian Female	21	Forcible Rape	10	0	0
Total:	118	Forcible Sodomy	4	0	0
		Sexual Assault With An Object	1	0	0
		Forcible Fondling	11	0	0
Offense Overview		Incest	0	0	0
Incident Total	368	Statutory Rape	0	0	0
Offense Total	400	Aggravated Assault	2	0	0
Group A Crimes per 100,000 population	N/A	Simple Assault	103	11	0
		Intimidation	24	1	0
		Human Trafficking, Commercial Sex Acts	0	0	0
		Human Trafficking, Involuntary Servitude	0	0	0
Arrest Overview		Crimes Against Property			
Total Arrests	92	Arson	0	0	0
Adult Arrests	92	Bribery	0	0	0
Juvenile Arrests	0	Burglary/Breaking & Entering	4	0	0
Unknown Age	0	Counterfeiting/Forgery	15	0	0
Arrests per 100,000 population	N/A	Destruction/Damage/Vandalism of Property	52	1	0
		Embezzlement	0	0	0
		Extortion/Blackmail	2	0	0
		False Pretenses/Swindle/Confidence Game	4	0	0
		Credit Card/Automatic Teller Fraud	5	1	0
		Impersonation	1	0	0
		Welfare Fraud	0	0	0
		Wire Fraud	3	0	0
		Identity Theft	0	0	0
		Hacking/Computer Invasion	0	0	0
		Robbery	1	0	0
		Pocket-picking	1	0	0
		Purse-snatching	0	0	0
		Shoplifting	11	2	0
		Theft From Building	49	0	0
		Theft From Coin Operated Machine or Device	0	0	0
		Theft From Motor Vehicle	14	1	0
		Theft of Motor Vehicle Parts/Accessories	1	0	0
		All Other Larceny	61	0	0
		Motor Vehicle Theft	1	0	0
		Stolen Property Offenses	0	0	0
		Crimes Against Society			
		Drug/Narcotic Violations	19	3	0
		Drug Equipment Violations	0	0	0
		Betting/Wagering	0	0	0
		Operating/Promoting/Assisting Gambling	0	0	0
		Gambling Equipment Violations	0	0	0
		Sports Tampering	0	0	0
		Pornography/Obscene Material	0	0	0
		Prostitution	0	0	0
		Assisting or Promoting Prostitution	0	0	0
		Purchasing Prostitution	0	0	0
		Weapon Law Violations	1	0	0
		Animal Cruelty	0	0	0
		Total Group A Offenses	400	20	0
Group B Arrests					
Offense	Adult	Juvenile			
Bad Checks	0	0			
Curfew/Loitering/Vagrancy Violations	0	0			
Disorderly Conduct	1	0			
Driving Under the Influence	14	0			
Drunkenness	37	0			
Family Offenses (Nonviolent)	0	0			
Liquor Law Violations	7	0			
Peeping Tom	0	0			
Runaway	0	0			
Trespass of Real Property	6	0			
All Other Offenses	7	0			
Total Group B	72	0			

(*) Offenses are counted using the FBI Units of Count for Crime

(**) The 'Arrests' column shows arrests made for incidents during the selected period, regardless of arrest date. Arrest counts for the same period may change over time.

UVA's College At Wise Police - VA0960700 - NIBRS Agency Crime Overview - 2018

2018 Population Estimate	N/A	Offenses (*)		Arrests (**)	
		Group A Offenses	Reported	Adult	Juvenile
Law Enforcement Employees		Crimes Against Persons			
Sworn Male	9	Murder and Nonnegligent Manslaughter	0	0	0
Sworn Female	0	Negligent Manslaughter	0	0	0
Civilian Male	0	Kidnapping/Abduction	0	0	0
Civilian Female	1	Forcible Rape	1	0	0
Total:	10	Forcible Sodomy	0	0	0
		Sexual Assault With An Object	0	0	0
		Forcible Fondling	0	0	0
Offense Overview		Incest	0	0	0
Incident Total	17	Statutory Rape	0	0	0
Offense Total	19	Aggravated Assault	0	0	0
Group A Crimes per 100,000 population	N/A	Simple Assault	4	0	0
		Intimidation	0	0	0
		Human Trafficking, Commercial Sex Acts	0	0	0
		Human Trafficking, Involuntary Servitude	0	0	0
Arrest Overview		Crimes Against Property			
Total Arrests	15	Arson	0	0	0
Adult Arrests	15	Bribery	0	0	0
Juvenile Arrests	0	Burglary/Breaking & Entering	0	0	0
Unknown Age	0	Counterfeiting/Forgery	0	0	0
Arrests per 100,000 population	N/A	Destruction/Damage/Vandalism of Property	0	0	0
		Embezzlement	0	0	0
		Extortion/Blackmail	1	0	0
		False Pretenses/Swindle/Confidence Game	0	0	0
		Credit Card/Automatic Teller Fraud	0	0	0
		Impersonation	0	0	0
		Welfare Fraud	0	0	0
		Wire Fraud	0	0	0
		Identity Theft	0	0	0
		Hacking/Computer Invasion	0	0	0
		Robbery	0	0	0
		Pocket-picking	0	0	0
		Purse-snatching	0	0	0
		Shoplifting	0	0	0
		Theft From Building	2	0	0
		Theft From Coin Operated Machine or Device	0	0	0
		Theft From Motor Vehicle	0	0	0
		Theft of Motor Vehicle Parts/Accessories	0	0	0
		All Other Larceny	6	0	0
		Motor Vehicle Theft	0	0	0
		Stolen Property Offenses	0	0	0
		Crimes Against Society			
		Drug/Narcotic Violations	5	1	0
		Drug Equipment Violations	0	0	0
		Betting/Wagering	0	0	0
		Operating/Promoting/Assisting Gambling	0	0	0
		Gambling Equipment Violations	0	0	0
		Sports Tampering	0	0	0
		Pornography/Obscene Material	0	0	0
		Prostitution	0	0	0
		Assisting or Promoting Prostitution	0	0	0
		Purchasing Prostitution	0	0	0
		Weapon Law Violations	0	0	0
		Animal Cruelty	0	0	0
		Total Group A Offenses	19	1	0

Group B Arrests	Adult	Juvenile
Bad Checks	0	0
Curfew/Loitering/Vagrancy Violations	0	0
Disorderly Conduct	0	0
Driving Under the Influence	1	0
Drunkenness	0	0
Family Offenses (Nonviolent)	0	0
Liquor Law Violations	11	0
Peeping Tom	0	0
Runaway	0	0
Trespass of Real Property	0	0
All Other Offenses	2	0
Total Group B	14	0

(*) Offenses are counted using the FBI Units of Count for Crime

(**) The 'Arrests' column shows arrests made for incidents during the selected period, regardless of arrest date. Arrest counts for the same period may change over time.

VCU Campus Police Department - VA1300300 - NIBRS Agency Crime Overview - 2018

2018 Population Estimate	N/A	Offenses (*)		Arrests (**)	
		Group A Offenses	Reported	Adult	Juvenile
Law Enforcement Employees		Crimes Against Persons			
Sworn Male	70	Murder and Nonnegligent Manslaughter	0	0	0
Sworn Female	21	Negligent Manslaughter	0	0	0
Civilian Male	6	Kidnapping/Abduction	0	0	0
Civilian Female	22	Forcible Rape	2	0	0
Total:	119	Forcible Sodomy	0	0	0
		Sexual Assault With An Object	1	0	0
		Forcible Fondling	14	4	0
		Incest	0	0	0
Offense Overview		Statutory Rape	0	0	0
Incident Total	1,151	Aggravated Assault	13	7	0
Offense Total	1,269	Simple Assault	249	40	0
Group A Crimes per 100,000 population	N/A	Intimidation	64	8	0
		Human Trafficking, Commercial Sex Acts	0	0	0
		Human Trafficking, Involuntary Servitude	0	0	0
Arrest Overview		Crimes Against Property			
Total Arrests	984	Arson	2	1	0
Adult Arrests	984	Bribery	0	0	0
Juvenile Arrests	0	Burglary/Breaking & Entering	12	5	0
Unknown Age	0	Counterfeiting/Forgery	11	4	0
Arrests per 100,000 population	N/A	Destruction/Damage/Vandalism of Property	147	9	0
		Embezzlement	0	0	0
		Extortion/Blackmail	8	0	0
		False Pretenses/Swindle/Confidence Game	7	0	0
		Credit Card/Automatic Teller Fraud	11	0	0
		Impersonation	13	6	0
		Welfare Fraud	0	0	0
		Wire Fraud	2	0	0
		Identity Theft	0	0	0
		Hacking/Computer Invasion	0	0	0
		Robbery	3	4	0
		Pocket-picking	2	0	0
		Purse-snatching	0	0	0
		Shoplifting	52	1	0
		Theft From Building	233	0	0
		Theft From Coin Operated Machine or Device	0	0	0
		Theft From Motor Vehicle	56	0	0
		Theft of Motor Vehicle Parts/Accessories	2	0	0
		All Other Larceny	125	56	0
		Motor Vehicle Theft	7	2	0
		Stolen Property Offenses	7	3	0
		Crimes Against Society			
		Drug/Narcotic Violations	204	168	0
		Drug Equipment Violations	5	1	0
		Betting/Wagering	0	0	0
		Operating/Promoting/Assisting Gambling	0	0	0
		Gambling Equipment Violations	0	0	0
		Sports Tampering	0	0	0
		Pornography/Obscene Material	1	0	0
		Prostitution	0	1	0
		Assisting or Promoting Prostitution	1	0	0
		Purchasing Prostitution	0	0	0
		Weapon Law Violations	15	8	0
		Animal Cruelty	0	0	0
		Total Group A Offenses	1,269	328	0

Group B Arrests	Adult	Juvenile
Bad Checks	0	0
Curfew/Loitering/Vagrancy Violations	0	0
Disorderly Conduct	42	0
Driving Under the Influence	13	0
Drunkenness	69	0
Family Offenses (Nonviolent)	1	0
Liquor Law Violations	170	0
Peeping Tom	0	0
Runaway	0	0
Trespass of Real Property	192	0
All Other Offenses	169	0
Total Group B	656	0

(*) Offenses are counted using the FBI Units of Count for Crime

(**) The 'Arrests' column shows arrests made for incidents during the selected period, regardless of arrest date. Arrest counts for the same period may change over time.

Virginia Tech Police Department - VA0600400 - NIBRS Agency Crime Overview - 2018

2018 Population Estimate	N/A	Offenses (*)			Arrests (**)	
		Group A Offenses	Reported	Adult	Juvenile	
Law Enforcement Employees		Crimes Against Persons				
Sworn Male	42	Murder and Nonnegligent Manslaughter	0	0	0	0
Sworn Female	4	Negligent Manslaughter	0	0	0	0
Civilian Male	10	Kidnapping/Abduction	2	0	0	0
Civilian Female	9	Forcible Rape	4	0	0	0
Total:	65	Forcible Sodomy	0	0	0	0
		Sexual Assault With An Object	0	0	0	0
		Forcible Fondling	3	0	0	0
Offense Overview		Incest	0	0	0	0
Incident Total	489	Statutory Rape	0	0	0	0
Offense Total	525	Aggravated Assault	2	2	0	0
Group A Crimes per 100,000 population	N/A	Simple Assault	32	5	0	0
		Intimidation	11	0	0	0
		Human Trafficking, Commercial Sex Acts	0	0	0	0
		Human Trafficking, Involuntary Servitude	0	0	0	0
Arrest Overview		Crimes Against Property				
Total Arrests	348	Arson	0	0	0	0
Adult Arrests	347	Bribery	0	0	0	0
Juvenile Arrests	0	Burglary/Breaking & Entering	22	3	0	0
Unknown Age	1	Counterfeiting/Forgery	15	6	0	0
Arrests per 100,000 population	N/A	Destruction/Damage/Vandalism of Property	123	2	0	0
		Embezzlement	0	0	0	0
		Extortion/Blackmail	4	0	0	0
		False Pretenses/Swindle/Confidence Game	7	1	0	0
		Credit Card/Automatic Teller Fraud	6	0	0	0
		Impersonation	7	4	0	0
		Welfare Fraud	0	0	0	0
		Wire Fraud	2	0	0	0
		Identity Theft	0	0	0	0
		Hacking/Computer Invasion	0	0	0	0
		Robbery	0	0	0	0
		Pocket-picking	4	0	0	0
		Purse-snatching	0	0	0	0
		Shoplifting	2	0	0	0
		Theft From Building	89	1	0	0
		Theft From Coin Operated Machine or Device	1	0	0	0
		Theft From Motor Vehicle	5	0	0	0
		Theft of Motor Vehicle Parts/Accessories	4	0	0	0
		All Other Larceny	56	1	0	0
		Motor Vehicle Theft	5	0	0	0
		Stolen Property Offenses	2	1	0	0
		Crimes Against Society				
		Drug/Narcotic Violations	109	88	0	0
		Drug Equipment Violations	0	0	0	0
		Betting/Wagering	0	0	0	0
		Operating/Promoting/Assisting Gambling	0	0	0	0
		Gambling Equipment Violations	0	0	0	0
		Sports Tampering	0	0	0	0
		Pornography/Obscene Material	5	1	0	0
		Prostitution	0	0	0	0
		Assisting or Promoting Prostitution	0	0	0	0
		Purchasing Prostitution	0	0	0	0
		Weapon Law Violations	3	2	0	0
		Animal Cruelty	0	0	0	0
		Total Group A Offenses	525	117	0	0
Group B Arrests						
Offense	Adult	Juvenile				
Bad Checks	0	0				
Curfew/Loitering/Vagrancy Violations	1	0				
Disorderly Conduct	1	0				
Driving Under the Influence	20	0				
Drunkenness	194	0				
Family Offenses (Nonviolent)	0	0				
Liquor Law Violations	8	0				
Peeping Tom	0	0				
Runaway	0	0				
Trespass of Real Property	1	0				
All Other Offenses	5	0				
Total Group B	230	0				

(*) Offenses are counted using the FBI Units of Count for Crime

(**) The 'Arrests' column shows arrests made for incidents during the selected period, regardless of arrest date. Arrest counts for the same period may change over time.

Virginia Western Community College Police - VA1230200 - NIBRS Agency Crime Overview - 2018

2018 Population Estimate	N/A		Offenses (*)	Arrests (**)	
			Reported	Adult	Juvenile
Law Enforcement Employees		Group A Offenses			
		Crimes Against Persons			
Sworn Male	8	Murder and Nonnegligent Manslaughter	0	0	0
Sworn Female	0	Negligent Manslaughter	0	0	0
Civilian Male	0	Kidnapping/Abduction	0	0	0
Civilian Female	0	Forcible Rape	0	0	0
Total:	8	Forcible Sodomy	0	0	0
		Sexual Assault With An Object	0	0	0
		Forcible Fondling	0	0	0
Offense Overview		Incest	0	0	0
Incident Total	6	Statutory Rape	0	0	0
Offense Total	6	Aggravated Assault	0	0	0
Group A Crimes per 100,000 population	N/A	Simple Assault	1	0	0
		Intimidation	0	0	0
		Human Trafficking, Commercial Sex Acts	0	0	0
		Human Trafficking, Involuntary Servitude	0	0	0
Arrest Overview		Crimes Against Property			
Total Arrests	0	Arson	0	0	0
Adult Arrests	0	Bribery	0	0	0
Juvenile Arrests	0	Burglary/Breaking & Entering	0	0	0
Unknown Age	0	Counterfeiting/Forgery	0	0	0
Arrests per 100,000 population	N/A	Destruction/Damage/Vandalism of Property	3	0	0
		Embezzlement	0	0	0
		Extortion/Blackmail	0	0	0
		False Pretenses/Swindle/Confidence Game	0	0	0
		Credit Card/Automatic Teller Fraud	1	0	0
		Impersonation	0	0	0
		Welfare Fraud	0	0	0
		Wire Fraud	0	0	0
		Identity Theft	0	0	0
		Hacking/Computer Invasion	0	0	0
		Robbery	0	0	0
		Pocket-picking	0	0	0
		Purse-snatching	0	0	0
		Shoplifting	0	0	0
		Theft From Building	0	0	0
		Theft From Coin Operated Machine or Device	0	0	0
		Theft From Motor Vehicle	0	0	0
		Theft of Motor Vehicle Parts/Accessories	0	0	0
		All Other Larceny	1	0	0
		Motor Vehicle Theft	0	0	0
		Stolen Property Offenses	0	0	0
		Crimes Against Society			
		Drug/Narcotic Violations	0	0	0
		Drug Equipment Violations	0	0	0
		Betting/Wagering	0	0	0
		Operating/Promoting/Assisting Gambling	0	0	0
		Gambling Equipment Violations	0	0	0
		Sports Tampering	0	0	0
		Pornography/Obscene Material	0	0	0
		Prostitution	0	0	0
		Assisting or Promoting Prostitution	0	0	0
		Purchasing Prostitution	0	0	0
		Weapon Law Violations	0	0	0
		Animal Cruelty	0	0	0
		Total Group A Offenses	6	0	0

(*) Offenses are counted using the FBI Units of Count for Crime

(**) The 'Arrests' column shows arrests made for incidents during the selected period, regardless of arrest date. Arrest counts for the same period may change over time.

VMI Police Department - VA0810300 - NIBRS Agency Crime Overview - 2018

2018 Population Estimate	N/A	Offenses (*)			Arrests (**)	
		Group A Offenses	Reported	Adult	Juvenile	
Law Enforcement Employees		Crimes Against Persons				
Sworn Male	10	Murder and Nonnegligent Manslaughter	0	0	0	0
Sworn Female	1	Negligent Manslaughter	0	0	0	0
Civilian Male	0	Kidnapping/Abduction	0	0	0	0
Civilian Female	1	Forcible Rape	0	0	0	0
Total:	12	Forcible Sodomy	0	0	0	0
		Sexual Assault With An Object	0	0	0	0
		Forcible Fondling	0	0	0	0
Offense Overview		Incest	0	0	0	0
Incident Total	40	Statutory Rape	0	0	0	0
Offense Total	41	Aggravated Assault	0	0	0	0
Group A Crimes per 100,000 population	N/A	Simple Assault	4	0	0	0
		Intimidation	0	0	0	0
		Human Trafficking, Commercial Sex Acts	0	0	0	0
		Human Trafficking, Involuntary Servitude	0	0	0	0
Arrest Overview		Crimes Against Property				
Total Arrests	4	Arson	0	0	0	0
Adult Arrests	4	Bribery	0	0	0	0
Juvenile Arrests	0	Burglary/Breaking & Entering	1	0	0	0
Unknown Age	0	Counterfeiting/Forgery	0	0	0	0
Arrests per 100,000 population	N/A	Destruction/Damage/Vandalism of Property	16	0	0	0
		Embezzlement	0	0	0	0
		Extortion/Blackmail	0	0	0	0
		False Pretenses/Swindle/Confidence Game	0	0	0	0
		Credit Card/Automatic Teller Fraud	0	0	0	0
		Impersonation	0	0	0	0
		Welfare Fraud	0	0	0	0
		Wire Fraud	0	0	0	0
		Identity Theft	0	0	0	0
		Hacking/Computer Invasion	0	0	0	0
		Robbery	0	0	0	0
		Pocket-picking	0	0	0	0
		Purse-snatching	0	0	0	0
		Shoplifting	0	0	0	0
		Theft From Building	4	0	0	0
		Theft From Coin Operated Machine or Device	0	0	0	0
		Theft From Motor Vehicle	0	0	0	0
		Theft of Motor Vehicle Parts/Accessories	1	0	0	0
		All Other Larceny	10	0	0	0
		Motor Vehicle Theft	0	0	0	0
		Stolen Property Offenses	0	0	0	0
		Crimes Against Society				
		Drug/Narcotic Violations	5	0	0	0
		Drug Equipment Violations	0	0	0	0
		Betting/Wagering	0	0	0	0
		Operating/Promoting/Assisting Gambling	0	0	0	0
		Gambling Equipment Violations	0	0	0	0
		Sports Tampering	0	0	0	0
		Pornography/Obscene Material	0	0	0	0
		Prostitution	0	0	0	0
		Assisting or Promoting Prostitution	0	0	0	0
		Purchasing Prostitution	0	0	0	0
		Weapon Law Violations	0	0	0	0
		Animal Cruelty	0	0	0	0
		Total Group A Offenses	41	0	0	0

Group B Arrests	Adult	Juvenile
Bad Checks	0	0
Curfew/Loitering/Vagrancy Violations	0	0
Disorderly Conduct	0	0
Driving Under the Influence	1	0
Drunkenness	1	0
Family Offenses (Nonviolent)	0	0
Liquor Law Violations	1	0
Peeping Tom	0	0
Runaway	0	0
Trespass of Real Property	0	0
All Other Offenses	1	0
Total Group B	4	0

(*) Offenses are counted using the FBI Units of Count for Crime

(**) The 'Arrests' column shows arrests made for incidents during the selected period, regardless of arrest date. Arrest counts for the same period may change over time.

VSU Dept. Of Police & Public Safety - VA1190200 - NIBRS Agency Crime Overview - 2018

2018 Population Estimate	N/A	Offenses (*)			Arrests (**)	
		Group A Offenses	Reported	Adult	Juvenile	
Law Enforcement Employees		Crimes Against Persons				
Sworn Male	16	Murder and Nonnegligent Manslaughter	0	0	0	0
Sworn Female	5	Negligent Manslaughter	0	0	0	0
Civilian Male	7	Kidnapping/Abduction	0	0	0	0
Civilian Female	9	Forcible Rape	1	0	0	0
Total:	37	Forcible Sodomy	0	0	0	0
		Sexual Assault With An Object	0	0	0	0
		Forcible Fondling	1	0	0	0
Offense Overview		Incest	0	0	0	0
Incident Total	114	Statutory Rape	0	0	0	0
Offense Total	128	Aggravated Assault	1	0	0	0
Group A Crimes per 100,000 population	N/A	Simple Assault	42	7	0	0
		Intimidation	0	0	0	0
		Human Trafficking, Commercial Sex Acts	0	0	0	0
		Human Trafficking, Involuntary Servitude	0	0	0	0
Arrest Overview		Crimes Against Property				
Total Arrests	21	Arson	0	0	0	0
Adult Arrests	21	Bribery	0	0	0	0
Juvenile Arrests	0	Burglary/Breaking & Entering	5	0	0	0
Unknown Age	0	Counterfeiting/Forgery	0	0	0	0
Arrests per 100,000 population	N/A	Destruction/Damage/Vandalism of Property	14	0	0	0
		Embezzlement	0	0	0	0
		Extortion/Blackmail	0	0	0	0
		False Pretenses/Swindle/Confidence Game	0	0	0	0
		Credit Card/Automatic Teller Fraud	5	0	0	0
		Impersonation	0	0	0	0
		Welfare Fraud	0	0	0	0
		Wire Fraud	0	0	0	0
		Identity Theft	0	0	0	0
		Hacking/Computer Invasion	0	0	0	0
		Robbery	1	0	0	0
		Pocket-picking	0	0	0	0
		Purse-snatching	0	0	0	0
		Shoplifting	0	0	0	0
		Theft From Building	28	0	0	0
		Theft From Coin Operated Machine or Device	0	0	0	0
		Theft From Motor Vehicle	2	0	0	0
		Theft of Motor Vehicle Parts/Accessories	1	0	0	0
		All Other Larceny	7	0	0	0
		Motor Vehicle Theft	3	0	0	0
		Stolen Property Offenses	1	1	0	0
		Crimes Against Society				
		Drug/Narcotic Violations	16	4	0	0
		Drug Equipment Violations	0	0	0	0
		Betting/Wagering	0	0	0	0
		Operating/Promoting/Assisting Gambling	0	0	0	0
		Gambling Equipment Violations	0	0	0	0
		Sports Tampering	0	0	0	0
		Pornography/Obscene Material	0	0	0	0
		Prostitution	0	0	0	0
		Assisting or Promoting Prostitution	0	0	0	0
		Purchasing Prostitution	0	0	0	0
		Weapon Law Violations	0	0	0	0
		Animal Cruelty	0	0	0	0
		Total Group A Offenses	128	12	0	0
Group B Arrests						
Offense	Adult	Juvenile				
Bad Checks	0	0				
Curfew/Loitering/Vagrancy Violations	0	0				
Disorderly Conduct	1	0				
Driving Under the Influence	0	0				
Drunkenness	1	0				
Family Offenses (Nonviolent)	0	0				
Liquor Law Violations	0	0				
Peeping Tom	0	0				
Runaway	0	0				
Trespass of Real Property	4	0				
All Other Offenses	3	0				
Total Group B	9	0				

(*) Offenses are counted using the FBI Units of Count for Crime

(**) The 'Arrests' column shows arrests made for incidents during the selected period, regardless of arrest date. Arrest counts for the same period may change over time.

William & Mary Police Department - VA1300100 - NIBRS Agency Crime Overview - 2018

2018 Population Estimate	N/A	Offenses (*)		Arrests (**)		
		Reported	Adult	Juvenile		
Law Enforcement Employees		Group A Offenses				
		Crimes Against Persons				
Sworn Male	14	Murder and Nonnegligent Manslaughter	0	0	0	
Sworn Female	6	Negligent Manslaughter	0	0	0	
Civilian Male	2	Kidnapping/Abduction	0	0	0	
Civilian Female	6	Forcible Rape	0	0	0	
Total:	28	Forcible Sodomy	0	0	0	
		Sexual Assault With An Object	0	0	0	
		Forcible Fondling	0	0	0	
Offense Overview		Incest	0	0	0	
Incident Total	155	Statutory Rape	0	0	0	
Offense Total	165	Aggravated Assault	0	1	0	
Group A Crimes per 100,000 population	N/A	Simple Assault	4	0	0	
		Intimidation	0	0	0	
		Human Trafficking, Commercial Sex Acts	0	0	0	
		Human Trafficking, Involuntary Servitude	0	0	0	
Arrest Overview		Crimes Against Property				
Total Arrests	29	Arson	0	0	0	
Adult Arrests	28	Bribery	0	0	0	
Juvenile Arrests	1	Burglary/Breaking & Entering	5	0	0	
Unknown Age	0	Counterfeiting/Forgery	2	0	0	
Arrests per 100,000 population	N/A	Destruction/Damage/Vandalism of Property	29	0	0	
		Embezzlement	0	0	0	
		Extortion/Blackmail	1	0	0	
		False Pretenses/Swindle/Confidence Game	1	0	0	
		Credit Card/Automatic Teller Fraud	4	0	0	
		Impersonation	0	0	0	
		Welfare Fraud	0	0	0	
		Wire Fraud	3	0	0	
		Identity Theft	0	0	0	
		Hacking/Computer Invasion	0	0	0	
		Robbery	1	0	0	
		Pocket-picking	0	0	0	
		Purse-snatching	0	0	0	
		Shoplifting	0	0	0	
		Theft From Building	14	0	0	
		Theft From Coin Operated Machine or Device	0	0	0	
		Theft From Motor Vehicle	3	0	0	
		Theft of Motor Vehicle Parts/Accessories	0	0	0	
		All Other Larceny	79	0	0	
		Motor Vehicle Theft	0	0	0	
		Stolen Property Offenses	1	0	0	
		Crimes Against Society				
		Drug/Narcotic Violations	12	7	0	
		Drug Equipment Violations	6	0	0	
		Betting/Wagering	0	0	0	
		Operating/Promoting/Assisting Gambling	0	0	0	
		Gambling Equipment Violations	0	0	0	
		Sports Tampering	0	0	0	
		Pornography/Obscene Material	0	0	0	
		Prostitution	0	0	0	
		Assisting or Promoting Prostitution	0	0	0	
		Purchasing Prostitution	0	0	0	
		Weapon Law Violations	0	0	0	
		Animal Cruelty	0	0	0	
		Total Group A Offenses	165	8	0	
Group B Arrests						
Offense	Adult	Juvenile				
Bad Checks	0	0				
Curfew/Loitering/Vagrancy Violations	0	0				
Disorderly Conduct	0	0				
Driving Under the Influence	6	0				
Drunkenness	8	0				
Family Offenses (Nonviolent)	0	0				
Liquor Law Violations	3	0				
Peeping Tom	0	0				
Runaway	0	0				
Trespass of Real Property	2	0				
All Other Offenses	1	1				
Total Group B	20	1				

(*) Offenses are counted using the FBI Units of Count for Crime

(**) The 'Arrests' column shows arrests made for incidents during the selected period, regardless of arrest date. Arrest counts for the same period may change over time.

State Police - Accomack CO - VA001SP00 - NIBRS Agency Crime Overview - 2018

2018 Population Estimate	N/A	Offenses (*)		Arrests (**)	
		Group A Offenses	Reported	Adult	Juvenile
Law Enforcement Employees		Crimes Against Persons			
Sworn Male	0	Murder and Nonnegligent Manslaughter	0	0	0
Sworn Female	0	Negligent Manslaughter	0	0	0
Civilian Male	0	Kidnapping/Abduction	0	0	0
Civilian Female	0	Forcible Rape	1	0	0
Total:	0	Forcible Sodomy	0	0	0
		Sexual Assault With An Object	0	0	0
		Forcible Fondling	0	0	0
Offense Overview		Incest	0	0	0
Incident Total	188	Statutory Rape	0	0	0
Offense Total	236	Aggravated Assault	26	6	0
Group A Crimes per 100,000 population	N/A	Simple Assault	7	4	0
		Intimidation	2	0	0
		Human Trafficking, Commercial Sex Acts	0	0	0
		Human Trafficking, Involuntary Servitude	0	0	0
Arrest Overview		Crimes Against Property			
Total Arrests	238	Arson	1	1	0
Adult Arrests	234	Bribery	0	0	0
Juvenile Arrests	4	Burglary/Breaking & Entering	1	0	0
Unknown Age	0	Counterfeiting/Forgery	48	44	0
Arrests per 100,000 population	N/A	Destruction/Damage/Vandalism of Property	2	0	0
		Embezzlement	1	0	0
		Extortion/Blackmail	0	0	0
		False Pretenses/Swindle/Confidence Game	12	7	0
		Credit Card/Automatic Teller Fraud	0	0	0
		Impersonation	7	1	0
		Welfare Fraud	0	0	0
		Wire Fraud	0	0	0
		Identity Theft	0	0	0
		Hacking/Computer Invasion	0	0	0
		Robbery	0	0	0
		Pocket-picking	0	0	0
		Purse-snatching	0	0	0
		Shoplifting	1	1	0
		Theft From Building	0	0	0
		Theft From Coin Operated Machine or Device	0	0	0
		Theft From Motor Vehicle	0	0	0
		Theft of Motor Vehicle Parts/Accessories	0	0	0
		All Other Larceny	13	1	0
		Motor Vehicle Theft	2	0	0
		Stolen Property Offenses	4	1	0
		Crimes Against Society			
		Drug/Narcotic Violations	94	46	3
		Drug Equipment Violations	5	1	0
		Betting/Wagering	0	0	0
		Operating/Promoting/Assisting Gambling	0	0	0
		Gambling Equipment Violations	0	0	0
		Sports Tampering	0	0	0
		Pornography/Obscene Material	0	0	0
		Prostitution	0	0	0
		Assisting or Promoting Prostitution	0	0	0
		Purchasing Prostitution	0	0	0
		Weapon Law Violations	9	2	0
		Animal Cruelty	0	0	0
		Total Group A Offenses	236	115	3
Group B Arrests					
Offense	Adult	Juvenile			
Bad Checks	0	0			
Curfew/Loitering/Vagrancy Violations	0	1			
Disorderly Conduct	1	0			
Driving Under the Influence	74	0			
Drunkenness	11	0			
Family Offenses (Nonviolent)	0	0			
Liquor Law Violations	5	0			
Peeping Tom	0	0			
Runaway	0	0			
Trespass of Real Property	0	0			
All Other Offenses	28	0			
Total Group B	119	1			

(*) Offenses are counted using the FBI Units of Count for Crime

(**) The 'Arrests' column shows arrests made for incidents during the selected period, regardless of arrest date. Arrest counts for the same period may change over time.

State Police - Albemarle CO - VA002SP00 - NIBRS Agency Crime Overview - 2018

2018 Population Estimate	N/A	Offenses (*)		Arrests (**)	
		Group A Offenses	Reported	Adult	Juvenile
Law Enforcement Employees		Crimes Against Persons			
Sworn Male	0	Murder and Nonnegligent Manslaughter	0	0	0
Sworn Female	0	Negligent Manslaughter	0	0	0
Civilian Male	0	Kidnapping/Abduction	0	0	0
Civilian Female	0	Forcible Rape	0	0	0
Total:	0	Forcible Sodomy	0	0	0
		Sexual Assault With An Object	0	0	0
		Forcible Fondling	0	0	0
Offense Overview		Incest	0	0	0
Incident Total	120	Statutory Rape	0	0	0
Offense Total	136	Aggravated Assault	3	1	0
Group A Crimes per 100,000 population	N/A	Simple Assault	2	1	0
		Intimidation	0	0	0
		Human Trafficking, Commercial Sex Acts	0	0	0
		Human Trafficking, Involuntary Servitude	0	0	0
Arrest Overview		Crimes Against Property			
Total Arrests	113	Arson	0	0	0
Adult Arrests	112	Bribery	0	0	0
Juvenile Arrests	1	Burglary/Breaking & Entering	0	0	0
Unknown Age	0	Counterfeiting/Forgery	5	1	0
Arrests per 100,000 population	N/A	Destruction/Damage/Vandalism of Property	0	0	0
		Embezzlement	0	0	0
		Extortion/Blackmail	0	0	0
		False Pretenses/Swindle/Confidence Game	20	4	0
		Credit Card/Automatic Teller Fraud	0	0	0
		Impersonation	3	0	0
		Welfare Fraud	0	0	0
		Wire Fraud	0	0	0
		Identity Theft	0	0	0
		Hacking/Computer Invasion	0	0	0
		Robbery	0	0	0
		Pocket-picking	1	0	0
		Purse-snatching	0	0	0
		Shoplifting	0	0	0
		Theft From Building	0	0	0
		Theft From Coin Operated Machine or Device	0	0	0
		Theft From Motor Vehicle	0	0	0
		Theft of Motor Vehicle Parts/Accessories	0	0	0
		All Other Larceny	4	0	0
		Motor Vehicle Theft	1	0	0
		Stolen Property Offenses	3	0	1
		Crimes Against Society			
		Drug/Narcotic Violations	81	50	0
		Drug Equipment Violations	0	0	0
		Betting/Wagering	0	0	0
		Operating/Promoting/Assisting Gambling	0	0	0
		Gambling Equipment Violations	0	0	0
		Sports Tampering	0	0	0
		Pornography/Obscene Material	1	1	0
		Prostitution	0	0	0
		Assisting or Promoting Prostitution	0	0	0
		Purchasing Prostitution	0	0	0
		Weapon Law Violations	12	1	0
		Animal Cruelty	0	0	0
		Total Group A Offenses	136	59	1
Group B Arrests					
Offense	Adult	Juvenile			
Bad Checks	0	0			
Curfew/Loitering/Vagrancy Violations	0	0			
Disorderly Conduct	0	0			
Driving Under the Influence	36	0			
Drunkenness	5	0			
Family Offenses (Nonviolent)	0	0			
Liquor Law Violations	0	0			
Peeping Tom	0	0			
Runaway	0	0			
Trespass of Real Property	0	0			
All Other Offenses	12	0			
Total Group B	53	0			

(*) Offenses are counted using the FBI Units of Count for Crime

(**) The 'Arrests' column shows arrests made for incidents during the selected period, regardless of arrest date. Arrest counts for the same period may change over time.

State Police - Alexandria - VA099SP00 - NIBRS Agency Crime Overview - 2018

2018 Population Estimate	N/A	Offenses (*)		Arrests (**)	
		Group A Offenses	Reported	Adult	Juvenile
Law Enforcement Employees		Crimes Against Persons			
Sworn Male	0	Murder and Nonnegligent Manslaughter	0	0	0
Sworn Female	0	Negligent Manslaughter	0	0	0
Civilian Male	0	Kidnapping/Abduction	0	0	0
Civilian Female	0	Forcible Rape	0	0	0
Total:	0	Forcible Sodomy	0	0	0
		Sexual Assault With An Object	0	0	0
		Forcible Fondling	0	0	0
Offense Overview		Incest	0	0	0
Incident Total	16	Statutory Rape	0	0	0
Offense Total	18	Aggravated Assault	1	1	0
Group A Crimes per 100,000 population	N/A	Simple Assault	1	1	0
		Intimidation	0	0	0
		Human Trafficking, Commercial Sex Acts	0	0	0
		Human Trafficking, Involuntary Servitude	0	0	0
Arrest Overview		Crimes Against Property			
Total Arrests	28	Arson	0	0	0
Adult Arrests	28	Bribery	0	0	0
Juvenile Arrests	0	Burglary/Breaking & Entering	0	0	0
Unknown Age	0	Counterfeiting/Forgery	0	0	0
Arrests per 100,000 population	N/A	Destruction/Damage/Vandalism of Property	1	0	0
		Embezzlement	0	0	0
		Extortion/Blackmail	0	0	0
		False Pretenses/Swindle/Confidence Game	5	2	0
		Credit Card/Automatic Teller Fraud	0	0	0
		Impersonation	2	0	0
		Welfare Fraud	0	0	0
		Wire Fraud	0	0	0
		Identity Theft	0	0	0
		Hacking/Computer Invasion	0	0	0
		Robbery	0	0	0
		Pocket-picking	0	0	0
		Purse-snatching	0	0	0
		Shoplifting	0	0	0
		Theft From Building	0	0	0
		Theft From Coin Operated Machine or Device	0	0	0
		Theft From Motor Vehicle	0	0	0
		Theft of Motor Vehicle Parts/Accessories	0	0	0
		All Other Larceny	0	0	0
		Motor Vehicle Theft	0	0	0
		Stolen Property Offenses	0	0	0
		Crimes Against Society			
		Drug/Narcotic Violations	5	4	0
		Drug Equipment Violations	1	0	0
		Betting/Wagering	0	0	0
		Operating/Promoting/Assisting Gambling	0	0	0
		Gambling Equipment Violations	0	0	0
		Sports Tampering	0	0	0
		Pornography/Obscene Material	1	0	0
		Prostitution	0	0	0
		Assisting or Promoting Prostitution	0	0	0
		Purchasing Prostitution	0	0	0
		Weapon Law Violations	1	0	0
		Animal Cruelty	0	0	0
		Total Group A Offenses	18	8	0
Group B Arrests					
Offense	Adult	Juvenile			
Bad Checks	0	0			
Curfew/Loitering/Vagrancy Violations	0	0			
Disorderly Conduct	0	0			
Driving Under the Influence	15	0			
Drunkenness	1	0			
Family Offenses (Nonviolent)	0	0			
Liquor Law Violations	0	0			
Peeping Tom	0	0			
Runaway	0	0			
Trespass of Real Property	2	0			
All Other Offenses	2	0			
Total Group B	20	0			

(*) Offenses are counted using the FBI Units of Count for Crime

(**) The 'Arrests' column shows arrests made for incidents during the selected period, regardless of arrest date. Arrest counts for the same period may change over time.

State Police - Alleghany CO - VA003SP00 - NIBRS Agency Crime Overview - 2018

2018 Population Estimate	N/A	Offenses (*)		Arrests (**)	
		Group A Offenses	Reported	Adult	Juvenile
Law Enforcement Employees		Crimes Against Persons			
Sworn Male	0	Murder and Nonnegligent Manslaughter	0	0	0
Sworn Female	0	Negligent Manslaughter	0	0	0
Civilian Male	0	Kidnapping/Abduction	6	0	0
Civilian Female	0	Forcible Rape	0	0	0
Total:	0	Forcible Sodomy	0	0	0
		Sexual Assault With An Object	0	0	0
		Forcible Fondling	0	0	0
Offense Overview		Incest	0	0	0
Incident Total	183	Statutory Rape	0	0	0
Offense Total	212	Aggravated Assault	10	9	0
Group A Crimes per 100,000 population	N/A	Simple Assault	7	2	0
		Intimidation	1	0	0
		Human Trafficking, Commercial Sex Acts	0	0	0
		Human Trafficking, Involuntary Servitude	0	0	0
Arrest Overview		Crimes Against Property			
Total Arrests	179	Arson	1	0	0
Adult Arrests	178	Bribery	0	0	0
Juvenile Arrests	1	Burglary/Breaking & Entering	1	1	0
Unknown Age	0	Counterfeiting/Forgery	0	0	0
Arrests per 100,000 population	N/A	Destruction/Damage/Vandalism of Property	1	0	0
		Embezzlement	0	0	0
		Extortion/Blackmail	0	0	0
		False Pretenses/Swindle/Confidence Game	10	5	0
		Credit Card/Automatic Teller Fraud	0	0	0
		Impersonation	1	0	0
		Welfare Fraud	0	0	0
		Wire Fraud	0	0	0
		Identity Theft	0	0	0
		Hacking/Computer Invasion	0	0	0
		Robbery	0	0	0
		Pocket-picking	0	0	0
		Purse-snatching	0	0	0
		Shoplifting	0	0	0
		Theft From Building	0	0	0
		Theft From Coin Operated Machine or Device	0	0	0
		Theft From Motor Vehicle	0	0	0
		Theft of Motor Vehicle Parts/Accessories	0	0	0
		All Other Larceny	5	0	0
		Motor Vehicle Theft	0	0	0
		Stolen Property Offenses	1	2	0
		Crimes Against Society			
		Drug/Narcotic Violations	153	139	0
		Drug Equipment Violations	1	0	0
		Betting/Wagering	0	0	0
		Operating/Promoting/Assisting Gambling	0	0	0
		Gambling Equipment Violations	0	0	0
		Sports Tampering	0	0	0
		Pornography/Obscene Material	3	1	0
		Prostitution	0	0	0
		Assisting or Promoting Prostitution	0	0	0
		Purchasing Prostitution	0	0	0
		Weapon Law Violations	11	2	0
		Animal Cruelty	0	0	0
		Total Group A Offenses	212	161	0
Group B Arrests					
Offense	Adult	Juvenile			
Bad Checks	0	0			
Curfew/Loitering/Vagrancy Violations	0	0			
Disorderly Conduct	0	0			
Driving Under the Influence	15	0			
Drunkenness	1	0			
Family Offenses (Nonviolent)	0	0			
Liquor Law Violations	0	0			
Peeping Tom	0	0			
Runaway	0	0			
Trespass of Real Property	0	0			
All Other Offenses	1	1			
Total Group B	17	1			

(*) Offenses are counted using the FBI Units of Count for Crime

(**) The 'Arrests' column shows arrests made for incidents during the selected period, regardless of arrest date. Arrest counts for the same period may change over time.

State Police - Amelia CO - VA004SP00 - NIBRS Agency Crime Overview - 2018

2018 Population Estimate	N/A	Offenses (*)		Arrests (**)		
		Reported	Adult	Juvenile		
Law Enforcement Employees		Group A Offenses				
		Crimes Against Persons				
Sworn Male	0	Murder and Nonnegligent Manslaughter	0	0	0	
Sworn Female	0	Negligent Manslaughter	0	0	0	
Civilian Male	0	Kidnapping/Abduction	0	0	0	
Civilian Female	0	Forcible Rape	0	0	0	
Total:	0	Forcible Sodomy	0	0	0	
		Sexual Assault With An Object	0	0	0	
		Forcible Fondling	0	0	0	
Offense Overview		Incest	0	0	0	
Incident Total	26	Statutory Rape	0	0	0	
Offense Total	29	Aggravated Assault	1	1	0	
Group A Crimes per 100,000 population	N/A	Simple Assault	0	0	0	
		Intimidation	0	0	0	
		Human Trafficking, Commercial Sex Acts	0	0	0	
		Human Trafficking, Involuntary Servitude	0	0	0	
Arrest Overview		Crimes Against Property				
Total Arrests	39	Arson	0	0	0	
Adult Arrests	39	Bribery	0	0	0	
Juvenile Arrests	0	Burglary/Breaking & Entering	0	0	0	
Unknown Age	0	Counterfeiting/Forgery	0	0	0	
Arrests per 100,000 population	N/A	Destruction/Damage/Vandalism of Property	0	0	0	
		Embezzlement	0	0	0	
		Extortion/Blackmail	0	0	0	
		False Pretenses/Swindle/Confidence Game	0	0	0	
		Credit Card/Automatic Teller Fraud	0	0	0	
		Impersonation	0	0	0	
		Welfare Fraud	0	0	0	
		Wire Fraud	0	0	0	
		Identity Theft	0	0	0	
		Hacking/Computer Invasion	0	0	0	
		Robbery	0	0	0	
		Pocket-picking	0	0	0	
		Purse-snatching	0	0	0	
		Shoplifting	0	0	0	
		Theft From Building	0	0	0	
		Theft From Coin Operated Machine or Device	0	0	0	
		Theft From Motor Vehicle	0	0	0	
		Theft of Motor Vehicle Parts/Accessories	0	0	0	
		All Other Larceny	0	0	0	
		Motor Vehicle Theft	1	0	0	
		Stolen Property Offenses	1	0	0	
		Crimes Against Society				
		Drug/Narcotic Violations	23	21	0	
		Drug Equipment Violations	2	0	0	
		Betting/Wagering	0	0	0	
		Operating/Promoting/Assisting Gambling	0	0	0	
		Gambling Equipment Violations	0	0	0	
		Sports Tampering	0	0	0	
		Pornography/Obscene Material	0	0	0	
		Prostitution	0	0	0	
		Assisting or Promoting Prostitution	0	0	0	
		Purchasing Prostitution	0	0	0	
		Weapon Law Violations	1	1	0	
		Animal Cruelty	0	0	0	
		Total Group A Offenses	29	23	0	
Group B Arrests						
Offense	Adult	Juvenile				
Bad Checks	0	0				
Curfew/Loitering/Vagrancy Violations	0	0				
Disorderly Conduct	0	0				
Driving Under the Influence	14	0				
Drunkenness	0	0				
Family Offenses (Nonviolent)	0	0				
Liquor Law Violations	2	0				
Peeping Tom	0	0				
Runaway	0	0				
Trespass of Real Property	0	0				
All Other Offenses	0	0				
Total Group B	16	0				

(*) Offenses are counted using the FBI Units of Count for Crime

(**) The 'Arrests' column shows arrests made for incidents during the selected period, regardless of arrest date. Arrest counts for the same period may change over time.

State Police - Amherst CO - VA005SP00 - NIBRS Agency Crime Overview - 2018

2018 Population Estimate	N/A	Offenses (*)		Arrests (**)		
		Reported	Adult	Juvenile		
Law Enforcement Employees		Group A Offenses				
		Crimes Against Persons				
Sworn Male	0	Murder and Nonnegligent Manslaughter	0	0	0	
Sworn Female	0	Negligent Manslaughter	0	0	0	
Civilian Male	0	Kidnapping/Abduction	0	0	0	
Civilian Female	0	Forcible Rape	0	0	0	
Total:	0	Forcible Sodomy	0	0	0	
		Sexual Assault With An Object	0	0	0	
		Forcible Fondling	0	0	0	
Offense Overview		Incest	0	0	0	
Incident Total	59	Statutory Rape	0	0	0	
Offense Total	69	Aggravated Assault	3	0	0	
Group A Crimes per 100,000 population	N/A	Simple Assault	5	2	0	
		Intimidation	0	0	0	
		Human Trafficking, Commercial Sex Acts	0	0	0	
		Human Trafficking, Involuntary Servitude	0	0	0	
Arrest Overview		Crimes Against Property				
Total Arrests	53	Arson	1	0	0	
Adult Arrests	53	Bribery	0	0	0	
Juvenile Arrests	0	Burglary/Breaking & Entering	1	0	0	
Unknown Age	0	Counterfeiting/Forgery	2	0	0	
Arrests per 100,000 population	N/A	Destruction/Damage/Vandalism of Property	1	0	0	
		Embezzlement	0	0	0	
		Extortion/Blackmail	0	0	0	
		False Pretenses/Swindle/Confidence Game	8	1	0	
		Credit Card/Automatic Teller Fraud	0	0	0	
		Impersonation	2	0	0	
		Welfare Fraud	0	0	0	
		Wire Fraud	0	0	0	
		Identity Theft	0	0	0	
		Hacking/Computer Invasion	0	0	0	
		Robbery	0	0	0	
		Pocket-picking	0	0	0	
		Purse-snatching	0	0	0	
		Shoplifting	0	0	0	
		Theft From Building	0	0	0	
		Theft From Coin Operated Machine or Device	0	0	0	
		Theft From Motor Vehicle	0	0	0	
		Theft of Motor Vehicle Parts/Accessories	0	0	0	
		All Other Larceny	4	0	0	
		Motor Vehicle Theft	1	0	0	
		Stolen Property Offenses	3	1	0	
		Crimes Against Society				
		Drug/Narcotic Violations	34	26	0	
		Drug Equipment Violations	0	0	0	
		Betting/Wagering	0	0	0	
		Operating/Promoting/Assisting Gambling	0	0	0	
		Gambling Equipment Violations	0	0	0	
		Sports Tampering	0	0	0	
		Pornography/Obscene Material	0	0	0	
		Prostitution	0	0	0	
		Assisting or Promoting Prostitution	0	0	0	
		Purchasing Prostitution	0	0	0	
		Weapon Law Violations	4	2	0	
		Animal Cruelty	0	0	0	
		Total Group A Offenses	69	32	0	
Group B Arrests						
Offense	Adult	Juvenile				
Bad Checks	0	0				
Curfew/Loitering/Vagrancy Violations	0	0				
Disorderly Conduct	0	0				
Driving Under the Influence	19	0				
Drunkenness	1	0				
Family Offenses (Nonviolent)	0	0				
Liquor Law Violations	0	0				
Peeping Tom	0	0				
Runaway	0	0				
Trespass of Real Property	0	0				
All Other Offenses	1	0				
Total Group B	21	0				

(*) Offenses are counted using the FBI Units of Count for Crime

(**) The 'Arrests' column shows arrests made for incidents during the selected period, regardless of arrest date. Arrest counts for the same period may change over time.

State Police - Appomattox CO - VA006SP00 - NIBRS Agency Crime Overview - 2018

2018 Population Estimate	N/A	Offenses (*)			Arrests (**)	
		Group A Offenses	Reported	Adult	Juvenile	
Law Enforcement Employees		Crimes Against Persons				
Sworn Male	0	Murder and Nonnegligent Manslaughter	0	0	0	0
Sworn Female	0	Negligent Manslaughter	0	0	0	0
Civilian Male	0	Kidnapping/Abduction	1	2	0	0
Civilian Female	0	Forcible Rape	0	0	0	0
Total:	0	Forcible Sodomy	0	0	0	0
		Sexual Assault With An Object	0	0	0	0
		Forcible Fondling	0	0	0	0
Offense Overview		Incest	0	0	0	0
Incident Total	36	Statutory Rape	1	0	0	0
Offense Total	40	Aggravated Assault	0	0	0	0
Group A Crimes per 100,000 population	N/A	Simple Assault	0	0	0	0
		Intimidation	0	0	0	0
		Human Trafficking, Commercial Sex Acts	0	0	0	0
		Human Trafficking, Involuntary Servitude	0	0	0	0
Arrest Overview		Crimes Against Property				
Total Arrests	31	Arson	0	0	0	0
Adult Arrests	31	Bribery	0	0	0	0
Juvenile Arrests	0	Burglary/Breaking & Entering	0	0	0	0
Unknown Age	0	Counterfeiting/Forgery	1	1	0	0
Arrests per 100,000 population	N/A	Destruction/Damage/Vandalism of Property	0	0	0	0
		Embezzlement	1	0	0	0
		Extortion/Blackmail	0	0	0	0
		False Pretenses/Swindle/Confidence Game	4	0	0	0
		Credit Card/Automatic Teller Fraud	0	0	0	0
		Impersonation	2	0	0	0
		Welfare Fraud	0	0	0	0
		Wire Fraud	0	0	0	0
		Identity Theft	0	0	0	0
		Hacking/Computer Invasion	0	0	0	0
		Robbery	1	0	0	0
		Pocket-picking	0	0	0	0
		Purse-snatching	0	0	0	0
		Shoplifting	0	0	0	0
		Theft From Building	0	0	0	0
		Theft From Coin Operated Machine or Device	0	0	0	0
		Theft From Motor Vehicle	0	0	0	0
		Theft of Motor Vehicle Parts/Accessories	0	0	0	0
		All Other Larceny	4	0	0	0
		Motor Vehicle Theft	0	0	0	0
		Stolen Property Offenses	0	0	0	0
		Crimes Against Society				
		Drug/Narcotic Violations	22	19	0	0
		Drug Equipment Violations	0	0	0	0
		Betting/Wagering	0	0	0	0
		Operating/Promoting/Assisting Gambling	0	0	0	0
		Gambling Equipment Violations	0	0	0	0
		Sports Tampering	0	0	0	0
		Pornography/Obscene Material	0	0	0	0
		Prostitution	0	0	0	0
		Assisting or Promoting Prostitution	0	0	0	0
		Purchasing Prostitution	0	0	0	0
		Weapon Law Violations	3	1	0	0
		Animal Cruelty	0	0	0	0
		Total Group A Offenses	40	23	0	0

Group B Arrests	Adult	Juvenile
Bad Checks	0	0
Curfew/Loitering/Vagrancy Violations	0	0
Disorderly Conduct	0	0
Driving Under the Influence	6	0
Drunkenness	2	0
Family Offenses (Nonviolent)	0	0
Liquor Law Violations	0	0
Peeping Tom	0	0
Runaway	0	0
Trespass of Real Property	0	0
All Other Offenses	0	0
Total Group B	8	0

(*) Offenses are counted using the FBI Units of Count for Crime

(**) The 'Arrests' column shows arrests made for incidents during the selected period, regardless of arrest date. Arrest counts for the same period may change over time.

State Police - Arlington CO - VA007SP00 - NIBRS Agency Crime Overview - 2018

2018 Population Estimate	N/A	Offenses (*)		Arrests (**)		
		Reported	Adult	Juvenile		
Law Enforcement Employees		Group A Offenses				
		Crimes Against Persons				
Sworn Male	0	Murder and Nonnegligent Manslaughter	0	0	0	
Sworn Female	0	Negligent Manslaughter	0	0	0	
Civilian Male	0	Kidnapping/Abduction	1	1	0	
Civilian Female	0	Forcible Rape	0	0	0	
Total:	0	Forcible Sodomy	0	0	0	
		Sexual Assault With An Object	0	0	0	
		Forcible Fondling	0	0	0	
Offense Overview		Incest	0	0	0	
Incident Total	58	Statutory Rape	0	0	0	
Offense Total	66	Aggravated Assault	3	1	0	
Group A Crimes per 100,000 population	N/A	Simple Assault	4	1	0	
		Intimidation	0	0	0	
		Human Trafficking, Commercial Sex Acts	0	0	0	
		Human Trafficking, Involuntary Servitude	0	0	0	
Arrest Overview		Crimes Against Property				
Total Arrests	111	Arson	0	0	0	
Adult Arrests	111	Bribery	0	0	0	
Juvenile Arrests	0	Burglary/Breaking & Entering	0	0	0	
Unknown Age	0	Counterfeiting/Forgery	1	0	0	
Arrests per 100,000 population	N/A	Destruction/Damage/Vandalism of Property	1	0	0	
		Embezzlement	0	0	0	
		Extortion/Blackmail	0	0	0	
		False Pretenses/Swindle/Confidence Game	9	4	0	
		Credit Card/Automatic Teller Fraud	0	0	0	
		Impersonation	5	4	0	
		Welfare Fraud	0	0	0	
		Wire Fraud	0	0	0	
		Identity Theft	0	0	0	
		Hacking/Computer Invasion	0	0	0	
		Robbery	1	0	0	
		Pocket-picking	0	0	0	
		Purse-snatching	0	0	0	
		Shoplifting	0	0	0	
		Theft From Building	0	0	0	
		Theft From Coin Operated Machine or Device	0	0	0	
		Theft From Motor Vehicle	0	0	0	
		Theft of Motor Vehicle Parts/Accessories	0	0	0	
		All Other Larceny	1	1	0	
		Motor Vehicle Theft	0	0	0	
		Stolen Property Offenses	0	0	0	
		Crimes Against Society				
		Drug/Narcotic Violations	33	31	0	
		Drug Equipment Violations	4	0	0	
		Betting/Wagering	0	0	0	
		Operating/Promoting/Assisting Gambling	0	0	0	
		Gambling Equipment Violations	0	0	0	
		Sports Tampering	0	0	0	
		Pornography/Obscene Material	0	0	0	
		Prostitution	0	0	0	
		Assisting or Promoting Prostitution	0	0	0	
		Purchasing Prostitution	0	0	0	
		Weapon Law Violations	3	0	0	
		Animal Cruelty	0	0	0	
		Total Group A Offenses	66	43	0	
Group B Arrests						
Offense	Adult	Juvenile				
Bad Checks	0	0				
Curfew/Loitering/Vagrancy Violations	0	0				
Disorderly Conduct	0	0				
Driving Under the Influence	42	0				
Drunkenness	6	0				
Family Offenses (Nonviolent)	0	0				
Liquor Law Violations	1	0				
Peeping Tom	0	0				
Runaway	0	0				
Trespass of Real Property	0	0				
All Other Offenses	19	0				
Total Group B	68	0				

(*) Offenses are counted using the FBI Units of Count for Crime

(**) The 'Arrests' column shows arrests made for incidents during the selected period, regardless of arrest date. Arrest counts for the same period may change over time.

State Police - Augusta CO - VA008SP00 - NIBRS Agency Crime Overview - 2018

2018 Population Estimate	N/A	Offenses (*)		Arrests (**)	
		Group A Offenses	Reported	Adult	Juvenile
Law Enforcement Employees		Crimes Against Persons			
Sworn Male	0	Murder and Nonnegligent Manslaughter	0	0	0
Sworn Female	0	Negligent Manslaughter	1	0	0
Civilian Male	0	Kidnapping/Abduction	0	0	0
Civilian Female	0	Forcible Rape	0	0	0
Total:	0	Forcible Sodomy	0	0	0
		Sexual Assault With An Object	0	0	0
		Forcible Fondling	2	0	0
Offense Overview		Incest	0	0	0
Incident Total	153	Statutory Rape	0	0	0
Offense Total	183	Aggravated Assault	10	1	0
Group A Crimes per 100,000 population	N/A	Simple Assault	1	1	0
		Intimidation	1	0	0
		Human Trafficking, Commercial Sex Acts	0	0	0
		Human Trafficking, Involuntary Servitude	0	0	0
Arrest Overview		Crimes Against Property			
Total Arrests	156	Arson	0	0	0
Adult Arrests	154	Bribery	0	0	0
Juvenile Arrests	2	Burglary/Breaking & Entering	1	0	0
Unknown Age	0	Counterfeiting/Forgery	2	0	0
Arrests per 100,000 population	N/A	Destruction/Damage/Vandalism of Property	5	3	0
		Embezzlement	0	0	0
		Extortion/Blackmail	0	0	0
		False Pretenses/Swindle/Confidence Game	16	4	0
		Credit Card/Automatic Teller Fraud	0	0	0
		Impersonation	2	0	0
		Welfare Fraud	0	0	0
		Wire Fraud	1	0	0
		Identity Theft	0	0	0
		Hacking/Computer Invasion	0	0	0
		Robbery	0	0	0
		Pocket-picking	0	0	0
		Purse-snatching	0	0	0
		Shoplifting	0	0	0
		Theft From Building	0	0	0
		Theft From Coin Operated Machine or Device	0	0	0
		Theft From Motor Vehicle	0	0	0
		Theft of Motor Vehicle Parts/Accessories	0	0	0
		All Other Larceny	9	3	0
		Motor Vehicle Theft	5	0	0
		Stolen Property Offenses	6	4	0
		Crimes Against Society			
		Drug/Narcotic Violations	103	46	2
		Drug Equipment Violations	5	2	0
		Betting/Wagering	0	0	0
		Operating/Promoting/Assisting Gambling	0	0	0
		Gambling Equipment Violations	0	0	0
		Sports Tampering	0	0	0
		Pornography/Obscene Material	0	0	0
		Prostitution	0	0	0
		Assisting or Promoting Prostitution	0	0	0
		Purchasing Prostitution	0	0	0
		Weapon Law Violations	13	3	0
		Animal Cruelty	0	0	0
		Total Group A Offenses	183	67	2
Group B Arrests					
Offense	Adult	Juvenile			
Bad Checks	0	0			
Curfew/Loitering/Vagrancy Violations	0	0			
Disorderly Conduct	0	0			
Driving Under the Influence	60	0			
Drunkenness	2	0			
Family Offenses (Nonviolent)	0	0			
Liquor Law Violations	1	0			
Peeping Tom	0	0			
Runaway	0	0			
Trespass of Real Property	0	0			
All Other Offenses	24	0			
Total Group B	87	0			

(*) Offenses are counted using the FBI Units of Count for Crime

(**) The 'Arrests' column shows arrests made for incidents during the selected period, regardless of arrest date. Arrest counts for the same period may change over time.

State Police - Bath CO - VA009SP00 - NIBRS Agency Crime Overview - 2018

2018 Population Estimate	N/A	Offenses (*)		Arrests (**)	
		Group A Offenses	Reported	Adult	Juvenile
Law Enforcement Employees		Crimes Against Persons			
Sworn Male	0	Murder and Nonnegligent Manslaughter	0	0	0
Sworn Female	0	Negligent Manslaughter	0	0	0
Civilian Male	0	Kidnapping/Abduction	0	0	0
Civilian Female	0	Forcible Rape	1	1	0
Total:	0	Forcible Sodomy	1	0	0
		Sexual Assault With An Object	0	0	0
		Forcible Fondling	0	0	0
Offense Overview		Incest	0	0	0
Incident Total	32	Statutory Rape	0	0	0
Offense Total	38	Aggravated Assault	0	0	0
Group A Crimes per 100,000 population	N/A	Simple Assault	0	0	0
		Intimidation	0	0	0
		Human Trafficking, Commercial Sex Acts	0	0	0
		Human Trafficking, Involuntary Servitude	0	0	0
Arrest Overview		Crimes Against Property			
Total Arrests	27	Arson	0	0	0
Adult Arrests	26	Bribery	0	0	0
Juvenile Arrests	1	Burglary/Breaking & Entering	0	0	0
Unknown Age	0	Counterfeiting/Forgery	0	0	0
Arrests per 100,000 population	N/A	Destruction/Damage/Vandalism of Property	0	0	0
		Embezzlement	0	0	0
		Extortion/Blackmail	0	0	0
		False Pretenses/Swindle/Confidence Game	2	0	0
		Credit Card/Automatic Teller Fraud	0	0	0
		Impersonation	0	0	0
		Welfare Fraud	0	0	0
		Wire Fraud	0	0	0
		Identity Theft	0	0	0
		Hacking/Computer Invasion	0	0	0
		Robbery	0	0	0
		Pocket-picking	0	0	0
		Purse-snatching	0	0	0
		Shoplifting	0	0	0
		Theft From Building	0	0	0
		Theft From Coin Operated Machine or Device	0	0	0
		Theft From Motor Vehicle	0	0	0
		Theft of Motor Vehicle Parts/Accessories	0	0	0
		All Other Larceny	1	1	0
		Motor Vehicle Theft	0	0	0
		Stolen Property Offenses	0	0	0
		Crimes Against Society			
		Drug/Narcotic Violations	28	18	0
		Drug Equipment Violations	0	0	0
		Betting/Wagering	0	0	0
		Operating/Promoting/Assisting Gambling	0	0	0
		Gambling Equipment Violations	0	0	0
		Sports Tampering	0	0	0
		Pornography/Obscene Material	0	0	0
		Prostitution	0	0	0
		Assisting or Promoting Prostitution	0	0	0
		Purchasing Prostitution	0	0	0
		Weapon Law Violations	5	0	0
		Animal Cruelty	0	0	0
		Total Group A Offenses	38	20	0

Group B Arrests	Adult	Juvenile
Bad Checks	0	0
Curfew/Loitering/Vagrancy Violations	0	0
Disorderly Conduct	0	0
Driving Under the Influence	5	1
Drunkenness	0	0
Family Offenses (Nonviolent)	0	0
Liquor Law Violations	0	0
Peeping Tom	0	0
Runaway	0	0
Trespass of Real Property	0	0
All Other Offenses	1	0
Total Group B	6	1

(*) Offenses are counted using the FBI Units of Count for Crime

(**) The 'Arrests' column shows arrests made for incidents during the selected period, regardless of arrest date. Arrest counts for the same period may change over time.

State Police - Bedford - VA010S100 - NIBRS Agency Crime Overview - 2018

2018 Population Estimate	N/A	Offenses (*)		Arrests (**)		
		Reported	Adult	Juvenile		
Law Enforcement Employees		Group A Offenses				
		Crimes Against Persons				
Sworn Male	0	Murder and Nonnegligent Manslaughter	0	0	0	
Sworn Female	0	Negligent Manslaughter	0	0	0	
Civilian Male	0	Kidnapping/Abduction	0	0	0	
Civilian Female	0	Forcible Rape	0	0	0	
Total:	0	Forcible Sodomy	0	0	0	
		Sexual Assault With An Object	0	0	0	
		Forcible Fondling	0	0	0	
Offense Overview		Incest	0	0	0	
Incident Total	0	Statutory Rape	0	0	0	
Offense Total	0	Aggravated Assault	0	0	0	
Group A Crimes per 100,000 population	N/A	Simple Assault	0	0	0	
		Intimidation	0	0	0	
		Human Trafficking, Commercial Sex Acts	0	0	0	
		Human Trafficking, Involuntary Servitude	0	0	0	
Arrest Overview		Crimes Against Property				
Total Arrests	0	Arson	0	0	0	
Adult Arrests	0	Bribery	0	0	0	
Juvenile Arrests	0	Burglary/Breaking & Entering	0	0	0	
Unknown Age	0	Counterfeiting/Forgery	0	0	0	
Arrests per 100,000 population	N/A	Destruction/Damage/Vandalism of Property	0	0	0	
		Embezzlement	0	0	0	
		Extortion/Blackmail	0	0	0	
		False Pretenses/Swindle/Confidence Game	0	0	0	
		Credit Card/Automatic Teller Fraud	0	0	0	
		Impersonation	0	0	0	
		Welfare Fraud	0	0	0	
		Wire Fraud	0	0	0	
		Identity Theft	0	0	0	
		Hacking/Computer Invasion	0	0	0	
		Robbery	0	0	0	
		Pocket-picking	0	0	0	
		Purse-snatching	0	0	0	
		Shoplifting	0	0	0	
		Theft From Building	0	0	0	
		Theft From Coin Operated Machine or Device	0	0	0	
		Theft From Motor Vehicle	0	0	0	
		Theft of Motor Vehicle Parts/Accessories	0	0	0	
		All Other Larceny	0	0	0	
		Motor Vehicle Theft	0	0	0	
		Stolen Property Offenses	0	0	0	
		Crimes Against Society				
		Drug/Narcotic Violations	0	0	0	
		Drug Equipment Violations	0	0	0	
		Betting/Wagering	0	0	0	
		Operating/Promoting/Assisting Gambling	0	0	0	
		Gambling Equipment Violations	0	0	0	
		Sports Tampering	0	0	0	
		Pornography/Obscene Material	0	0	0	
		Prostitution	0	0	0	
		Assisting or Promoting Prostitution	0	0	0	
		Purchasing Prostitution	0	0	0	
		Weapon Law Violations	0	0	0	
		Animal Cruelty	0	0	0	
		Total Group A Offenses	0	0	0	

(*) Offenses are counted using the FBI Units of Count for Crime

(**) The 'Arrests' column shows arrests made for incidents during the selected period, regardless of arrest date. Arrest counts for the same period may change over time.

State Police - Bedford CO - VA010SP00 - NIBRS Agency Crime Overview - 2018

2018 Population Estimate	N/A	Offenses (*)		Arrests (**)	
		Group A Offenses	Reported	Adult	Juvenile
Law Enforcement Employees		Crimes Against Persons			
Sworn Male	0	Murder and Nonnegligent Manslaughter	0	0	0
Sworn Female	0	Negligent Manslaughter	0	0	0
Civilian Male	0	Kidnapping/Abduction	0	0	0
Civilian Female	0	Forcible Rape	0	0	0
Total:	0	Forcible Sodomy	0	0	0
		Sexual Assault With An Object	0	0	0
		Forcible Fondling	0	0	0
Offense Overview		Incest	0	0	0
Incident Total	46	Statutory Rape	0	0	0
Offense Total	51	Aggravated Assault	4	1	0
Group A Crimes per 100,000 population	N/A	Simple Assault	4	1	0
		Intimidation	0	0	0
		Human Trafficking, Commercial Sex Acts	0	0	0
		Human Trafficking, Involuntary Servitude	0	0	0
Arrest Overview		Crimes Against Property			
Total Arrests	54	Arson	0	0	0
Adult Arrests	54	Bribery	0	0	0
Juvenile Arrests	0	Burglary/Breaking & Entering	0	0	0
Unknown Age	0	Counterfeiting/Forgery	1	0	0
Arrests per 100,000 population	N/A	Destruction/Damage/Vandalism of Property	4	3	0
		Embezzlement	0	0	0
		Extortion/Blackmail	0	0	0
		False Pretenses/Swindle/Confidence Game	20	1	0
		Credit Card/Automatic Teller Fraud	0	0	0
		Impersonation	2	1	0
		Welfare Fraud	0	0	0
		Wire Fraud	0	0	0
		Identity Theft	0	0	0
		Hacking/Computer Invasion	0	0	0
		Robbery	0	0	0
		Pocket-picking	0	0	0
		Purse-snatching	0	0	0
		Shoplifting	0	0	0
		Theft From Building	0	0	0
		Theft From Coin Operated Machine or Device	0	0	0
		Theft From Motor Vehicle	0	0	0
		Theft of Motor Vehicle Parts/Accessories	0	0	0
		All Other Larceny	2	0	0
		Motor Vehicle Theft	0	0	0
		Stolen Property Offenses	2	1	0
		Crimes Against Society			
		Drug/Narcotic Violations	10	4	0
		Drug Equipment Violations	0	0	0
		Betting/Wagering	0	0	0
		Operating/Promoting/Assisting Gambling	0	0	0
		Gambling Equipment Violations	0	0	0
		Sports Tampering	0	0	0
		Pornography/Obscene Material	1	1	0
		Prostitution	0	0	0
		Assisting or Promoting Prostitution	0	0	0
		Purchasing Prostitution	0	0	0
		Weapon Law Violations	1	0	0
		Animal Cruelty	0	0	0
		Total Group A Offenses	51	13	0

Group B Arrests	Adult	Juvenile
Bad Checks	0	0
Curfew/Loitering/Vagrancy Violations	0	0
Disorderly Conduct	0	0
Driving Under the Influence	33	0
Drunkenness	2	0
Family Offenses (Nonviolent)	0	0
Liquor Law Violations	0	0
Peeping Tom	0	0
Runaway	0	0
Trespass of Real Property	0	0
All Other Offenses	6	0
Total Group B	41	0

(*) Offenses are counted using the FBI Units of Count for Crime

(**) The 'Arrests' column shows arrests made for incidents during the selected period, regardless of arrest date. Arrest counts for the same period may change over time.

State Police - Bland CO - VA011SP00 - NIBRS Agency Crime Overview - 2018

2018 Population Estimate	N/A	Offenses (*)		Arrests (**)	
		Group A Offenses	Reported	Adult	Juvenile
Law Enforcement Employees		Crimes Against Persons			
Sworn Male	0	Murder and Nonnegligent Manslaughter	0	0	0
Sworn Female	0	Negligent Manslaughter	0	0	0
Civilian Male	0	Kidnapping/Abduction	0	0	0
Civilian Female	0	Forcible Rape	1	0	0
Total:	0	Forcible Sodomy	0	0	0
		Sexual Assault With An Object	0	0	0
		Forcible Fondling	0	0	0
Offense Overview		Incest	0	0	0
Incident Total	29	Statutory Rape	0	0	0
Offense Total	33	Aggravated Assault	3	1	0
Group A Crimes per 100,000 population	N/A	Simple Assault	0	0	0
		Intimidation	0	0	0
		Human Trafficking, Commercial Sex Acts	0	0	0
		Human Trafficking, Involuntary Servitude	0	0	0
Arrest Overview		Crimes Against Property			
Total Arrests	24	Arson	0	0	0
Adult Arrests	24	Bribery	0	0	0
Juvenile Arrests	0	Burglary/Breaking & Entering	4	0	0
Unknown Age	0	Counterfeiting/Forgery	0	0	0
Arrests per 100,000 population	N/A	Destruction/Damage/Vandalism of Property	0	0	0
		Embezzlement	0	0	0
		Extortion/Blackmail	0	0	0
		False Pretenses/Swindle/Confidence Game	1	0	0
		Credit Card/Automatic Teller Fraud	0	0	0
		Impersonation	0	0	0
		Welfare Fraud	0	0	0
		Wire Fraud	0	0	0
		Identity Theft	0	0	0
		Hacking/Computer Invasion	0	0	0
		Robbery	0	0	0
		Pocket-picking	0	0	0
		Purse-snatching	0	0	0
		Shoplifting	0	0	0
		Theft From Building	0	0	0
		Theft From Coin Operated Machine or Device	0	0	0
		Theft From Motor Vehicle	0	0	0
		Theft of Motor Vehicle Parts/Accessories	0	0	0
		All Other Larceny	4	0	0
		Motor Vehicle Theft	1	0	0
		Stolen Property Offenses	3	2	0
		Crimes Against Society			
		Drug/Narcotic Violations	13	11	0
		Drug Equipment Violations	1	0	0
		Betting/Wagering	0	0	0
		Operating/Promoting/Assisting Gambling	0	0	0
		Gambling Equipment Violations	0	0	0
		Sports Tampering	0	0	0
		Pornography/Obscene Material	1	0	0
		Prostitution	0	0	0
		Assisting or Promoting Prostitution	0	0	0
		Purchasing Prostitution	0	0	0
		Weapon Law Violations	1	0	0
		Animal Cruelty	0	0	0
		Total Group A Offenses	33	14	0
Group B Arrests					
Offense	Adult	Juvenile			
Bad Checks	0	0			
Curfew/Loitering/Vagrancy Violations	0	0			
Disorderly Conduct	0	0			
Driving Under the Influence	6	0			
Drunkenness	1	0			
Family Offenses (Nonviolent)	0	0			
Liquor Law Violations	1	0			
Peeping Tom	0	0			
Runaway	0	0			
Trespass of Real Property	0	0			
All Other Offenses	2	0			
Total Group B	10	0			

(*) Offenses are counted using the FBI Units of Count for Crime

(**) The 'Arrests' column shows arrests made for incidents during the selected period, regardless of arrest date. Arrest counts for the same period may change over time.

State Police - Botetourt CO - VA012SP00 - NIBRS Agency Crime Overview - 2018

2018 Population Estimate	N/A	Offenses (*)		Arrests (**)	
		Group A Offenses	Reported	Adult	Juvenile
Law Enforcement Employees		Crimes Against Persons			
Sworn Male	0	Murder and Nonnegligent Manslaughter	0	0	0
Sworn Female	0	Negligent Manslaughter	0	0	0
Civilian Male	0	Kidnapping/Abduction	0	0	0
Civilian Female	0	Forcible Rape	0	0	0
Total:	0	Forcible Sodomy	0	0	0
		Sexual Assault With An Object	0	0	0
		Forcible Fondling	0	0	0
Offense Overview		Incest	0	0	0
Incident Total	88	Statutory Rape	0	0	0
Offense Total	106	Aggravated Assault	3	2	0
Group A Crimes per 100,000 population	N/A	Simple Assault	2	1	0
		Intimidation	0	0	0
		Human Trafficking, Commercial Sex Acts	0	0	0
		Human Trafficking, Involuntary Servitude	0	0	0
Arrest Overview		Crimes Against Property			
Total Arrests	91	Arson	0	0	0
Adult Arrests	89	Bribery	0	0	0
Juvenile Arrests	2	Burglary/Breaking & Entering	0	0	0
Unknown Age	0	Counterfeiting/Forgery	5	3	0
Arrests per 100,000 population	N/A	Destruction/Damage/Vandalism of Property	2	3	0
		Embezzlement	0	0	0
		Extortion/Blackmail	0	0	0
		False Pretenses/Swindle/Confidence Game	6	1	0
		Credit Card/Automatic Teller Fraud	1	1	0
		Impersonation	4	0	0
		Welfare Fraud	0	0	0
		Wire Fraud	0	0	0
		Identity Theft	0	0	0
		Hacking/Computer Invasion	0	0	0
		Robbery	0	0	0
		Pocket-picking	0	0	0
		Purse-snatching	0	0	0
		Shoplifting	0	0	0
		Theft From Building	0	0	0
		Theft From Coin Operated Machine or Device	0	0	0
		Theft From Motor Vehicle	0	0	0
		Theft of Motor Vehicle Parts/Accessories	0	0	0
		All Other Larceny	4	1	0
		Motor Vehicle Theft	2	1	0
		Stolen Property Offenses	0	0	0
		Crimes Against Society			
		Drug/Narcotic Violations	64	35	1
		Drug Equipment Violations	7	2	0
		Betting/Wagering	0	0	0
		Operating/Promoting/Assisting Gambling	0	0	0
		Gambling Equipment Violations	0	0	0
		Sports Tampering	0	0	0
		Pornography/Obscene Material	0	0	0
		Prostitution	0	0	0
		Assisting or Promoting Prostitution	1	0	0
		Purchasing Prostitution	0	0	0
		Weapon Law Violations	5	1	0
		Animal Cruelty	0	0	0
		Total Group A Offenses	106	51	1
Group B Arrests					
Offense	Adult	Juvenile			
Bad Checks	0	0			
Curfew/Loitering/Vagrancy Violations	0	0			
Disorderly Conduct	1	0			
Driving Under the Influence	23	0			
Drunkenness	1	0			
Family Offenses (Nonviolent)	0	0			
Liquor Law Violations	0	0			
Peeping Tom	0	0			
Runaway	0	0			
Trespass of Real Property	0	0			
All Other Offenses	13	1			
Total Group B	38	1			

(*) Offenses are counted using the FBI Units of Count for Crime

(**) The 'Arrests' column shows arrests made for incidents during the selected period, regardless of arrest date. Arrest counts for the same period may change over time.

State Police - Bristol - VA100SP00 - NIBRS Agency Crime Overview - 2018

2018 Population Estimate	N/A	Offenses (*)		Arrests (**)	
		Group A Offenses	Reported	Adult	Juvenile
Law Enforcement Employees		Crimes Against Persons			
Sworn Male	0	Murder and Nonnegligent Manslaughter	0	0	0
Sworn Female	0	Negligent Manslaughter	0	0	0
Civilian Male	0	Kidnapping/Abduction	0	0	0
Civilian Female	0	Forcible Rape	0	0	0
Total:	0	Forcible Sodomy	0	0	0
		Sexual Assault With An Object	0	0	0
		Forcible Fondling	0	0	0
Offense Overview		Incest	0	0	0
Incident Total	25	Statutory Rape	0	0	0
Offense Total	29	Aggravated Assault	4	0	0
Group A Crimes per 100,000 population	N/A	Simple Assault	1	0	0
		Intimidation	0	0	0
		Human Trafficking, Commercial Sex Acts	0	0	0
		Human Trafficking, Involuntary Servitude	0	0	0
Arrest Overview		Crimes Against Property			
Total Arrests	17	Arson	0	0	0
Adult Arrests	17	Bribery	0	0	0
Juvenile Arrests	0	Burglary/Breaking & Entering	0	0	0
Unknown Age	0	Counterfeiting/Forgery	1	0	0
Arrests per 100,000 population	N/A	Destruction/Damage/Vandalism of Property	0	0	0
		Embezzlement	0	0	0
		Extortion/Blackmail	0	0	0
		False Pretenses/Swindle/Confidence Game	11	6	0
		Credit Card/Automatic Teller Fraud	0	0	0
		Impersonation	0	0	0
		Welfare Fraud	0	0	0
		Wire Fraud	0	0	0
		Identity Theft	0	0	0
		Hacking/Computer Invasion	0	0	0
		Robbery	0	0	0
		Pocket-picking	0	0	0
		Purse-snatching	0	0	0
		Shoplifting	0	0	0
		Theft From Building	0	0	0
		Theft From Coin Operated Machine or Device	0	0	0
		Theft From Motor Vehicle	0	0	0
		Theft of Motor Vehicle Parts/Accessories	0	0	0
		All Other Larceny	1	0	0
		Motor Vehicle Theft	0	0	0
		Stolen Property Offenses	1	1	0
		Crimes Against Society			
		Drug/Narcotic Violations	8	3	0
		Drug Equipment Violations	1	0	0
		Betting/Wagering	0	0	0
		Operating/Promoting/Assisting Gambling	0	0	0
		Gambling Equipment Violations	0	0	0
		Sports Tampering	0	0	0
		Pornography/Obscene Material	0	0	0
		Prostitution	0	0	0
		Assisting or Promoting Prostitution	0	0	0
		Purchasing Prostitution	0	0	0
		Weapon Law Violations	1	0	0
		Animal Cruelty	0	0	0
		Total Group A Offenses	29	10	0
Group B Arrests					
Offense	Adult	Juvenile			
Bad Checks	0	0			
Curfew/Loitering/Vagrancy Violations	0	0			
Disorderly Conduct	0	0			
Driving Under the Influence	2	0			
Drunkenness	1	0			
Family Offenses (Nonviolent)	0	0			
Liquor Law Violations	0	0			
Peeping Tom	0	0			
Runaway	0	0			
Trespass of Real Property	0	0			
All Other Offenses	4	0			
Total Group B	7	0			

(*) Offenses are counted using the FBI Units of Count for Crime

(**) The 'Arrests' column shows arrests made for incidents during the selected period, regardless of arrest date. Arrest counts for the same period may change over time.

State Police - Brunswick CO - VA013SP00 - NIBRS Agency Crime Overview - 2018

2018 Population Estimate	N/A	Offenses (*)		Arrests (**)		
		Reported	Adult	Juvenile		
Law Enforcement Employees		Group A Offenses				
		Crimes Against Persons				
Sworn Male	0	Murder and Nonnegligent Manslaughter	0	0	0	
Sworn Female	0	Negligent Manslaughter	0	0	0	
Civilian Male	0	Kidnapping/Abduction	0	0	0	
Civilian Female	0	Forcible Rape	0	0	0	
Total:	0	Forcible Sodomy	0	0	0	
		Sexual Assault With An Object	0	0	0	
		Forcible Fondling	0	0	0	
Offense Overview		Incest	0	0	0	
Incident Total	23	Statutory Rape	0	0	0	
Offense Total	32	Aggravated Assault	2	0	0	
Group A Crimes per 100,000 population	N/A	Simple Assault	1	1	0	
		Intimidation	0	0	0	
		Human Trafficking, Commercial Sex Acts	0	0	0	
		Human Trafficking, Involuntary Servitude	0	0	0	
Arrest Overview		Crimes Against Property				
Total Arrests	46	Arson	0	0	0	
Adult Arrests	46	Bribery	0	0	0	
Juvenile Arrests	0	Burglary/Breaking & Entering	1	0	0	
Unknown Age	0	Counterfeiting/Forgery	4	1	0	
Arrests per 100,000 population	N/A	Destruction/Damage/Vandalism of Property	0	0	0	
		Embezzlement	0	0	0	
		Extortion/Blackmail	0	0	0	
		False Pretenses/Swindle/Confidence Game	1	0	0	
		Credit Card/Automatic Teller Fraud	0	0	0	
		Impersonation	2	0	0	
		Welfare Fraud	0	0	0	
		Wire Fraud	0	0	0	
		Identity Theft	0	0	0	
		Hacking/Computer Invasion	0	0	0	
		Robbery	0	0	0	
		Pocket-picking	0	0	0	
		Purse-snatching	0	0	0	
		Shoplifting	0	0	0	
		Theft From Building	0	0	0	
		Theft From Coin Operated Machine or Device	0	0	0	
		Theft From Motor Vehicle	0	0	0	
		Theft of Motor Vehicle Parts/Accessories	0	0	0	
		All Other Larceny	0	0	0	
		Motor Vehicle Theft	1	0	0	
		Stolen Property Offenses	0	0	0	
		Crimes Against Society				
		Drug/Narcotic Violations	16	14	0	
		Drug Equipment Violations	1	0	0	
		Betting/Wagering	0	0	0	
		Operating/Promoting/Assisting Gambling	0	0	0	
		Gambling Equipment Violations	0	0	0	
		Sports Tampering	0	0	0	
		Pornography/Obscene Material	0	0	0	
		Prostitution	0	0	0	
		Assisting or Promoting Prostitution	0	0	0	
		Purchasing Prostitution	0	0	0	
		Weapon Law Violations	3	0	0	
		Animal Cruelty	0	0	0	
		Total Group A Offenses	32	16	0	

Group B Arrests		
Offense	Adult	Juvenile
Bad Checks	0	0
Curfew/Loitering/Vagrancy Violations	0	0
Disorderly Conduct	0	0
Driving Under the Influence	23	0
Drunkenness	1	0
Family Offenses (Nonviolent)	0	0
Liquor Law Violations	0	0
Peeping Tom	0	0
Runaway	0	0
Trespass of Real Property	0	0
All Other Offenses	6	0
Total Group B	30	0

(*) Offenses are counted using the FBI Units of Count for Crime

(**) The 'Arrests' column shows arrests made for incidents during the selected period, regardless of arrest date. Arrest counts for the same period may change over time.

State Police - Buchanan CO - VA014SP00 - NIBRS Agency Crime Overview - 2018

2018 Population Estimate	N/A	Offenses (*)		Arrests (**)	
		Group A Offenses	Reported	Adult	Juvenile
Law Enforcement Employees		Crimes Against Persons			
Sworn Male	0	Murder and Nonnegligent Manslaughter	0	0	0
Sworn Female	0	Negligent Manslaughter	0	0	0
Civilian Male	0	Kidnapping/Abduction	1	0	0
Civilian Female	0	Forcible Rape	0	0	0
Total:	0	Forcible Sodomy	1	0	0
		Sexual Assault With An Object	1	0	0
		Forcible Fondling	0	0	0
Offense Overview		Incest	0	0	0
Incident Total	35	Statutory Rape	0	0	0
Offense Total	41	Aggravated Assault	1	1	0
Group A Crimes per 100,000 population	N/A	Simple Assault	1	0	0
		Intimidation	1	0	0
		Human Trafficking, Commercial Sex Acts	0	0	0
		Human Trafficking, Involuntary Servitude	0	0	0
Arrest Overview		Crimes Against Property			
Total Arrests	33	Arson	5	0	0
Adult Arrests	32	Bribery	0	0	0
Juvenile Arrests	1	Burglary/Breaking & Entering	1	0	0
Unknown Age	0	Counterfeiting/Forgery	0	0	0
Arrests per 100,000 population	N/A	Destruction/Damage/Vandalism of Property	4	1	0
		Embezzlement	0	0	0
		Extortion/Blackmail	0	0	0
		False Pretenses/Swindle/Confidence Game	3	0	0
		Credit Card/Automatic Teller Fraud	0	0	0
		Impersonation	0	0	0
		Welfare Fraud	0	0	0
		Wire Fraud	0	0	0
		Identity Theft	0	0	0
		Hacking/Computer Invasion	0	0	0
		Robbery	0	0	0
		Pocket-picking	0	0	0
		Purse-snatching	0	0	0
		Shoplifting	0	0	0
		Theft From Building	0	0	0
		Theft From Coin Operated Machine or Device	0	0	0
		Theft From Motor Vehicle	0	0	0
		Theft of Motor Vehicle Parts/Accessories	0	0	0
		All Other Larceny	7	0	0
		Motor Vehicle Theft	1	0	0
		Stolen Property Offenses	0	0	0
		Crimes Against Society			
		Drug/Narcotic Violations	12	7	0
		Drug Equipment Violations	2	0	0
		Betting/Wagering	0	0	0
		Operating/Promoting/Assisting Gambling	0	0	0
		Gambling Equipment Violations	0	0	0
		Sports Tampering	0	0	0
		Pornography/Obscene Material	0	0	0
		Prostitution	0	0	0
		Assisting or Promoting Prostitution	0	0	0
		Purchasing Prostitution	0	0	0
		Weapon Law Violations	0	0	0
		Animal Cruelty	0	0	0
		Total Group A Offenses	41	9	0

Group B Arrests	Adult	Juvenile
Bad Checks	0	0
Curfew/Loitering/Vagrancy Violations	0	0
Disorderly Conduct	0	0
Driving Under the Influence	17	0
Drunkenness	2	1
Family Offenses (Nonviolent)	0	0
Liquor Law Violations	0	0
Peeping Tom	0	0
Runaway	0	0
Trespass of Real Property	0	0
All Other Offenses	4	0
Total Group B	23	1

(*) Offenses are counted using the FBI Units of Count for Crime

(**) The 'Arrests' column shows arrests made for incidents during the selected period, regardless of arrest date. Arrest counts for the same period may change over time.

State Police - Buckingham CO - VA015SP00 - NIBRS Agency Crime Overview - 2018

2018 Population Estimate	N/A	Offenses (*)			Arrests (**)	
		Group A Offenses	Reported	Adult	Juvenile	
Law Enforcement Employees		Crimes Against Persons				
Sworn Male	0	Murder and Nonnegligent Manslaughter	0	0	0	0
Sworn Female	0	Negligent Manslaughter	0	0	0	0
Civilian Male	0	Kidnapping/Abduction	3	1	0	0
Civilian Female	0	Forcible Rape	2	0	0	0
Total:	0	Forcible Sodomy	0	0	0	0
		Sexual Assault With An Object	0	0	0	0
		Forcible Fondling	1	0	0	0
Offense Overview		Incest	0	0	0	0
Incident Total	70	Statutory Rape	0	0	0	0
Offense Total	79	Aggravated Assault	4	1	0	0
Group A Crimes per 100,000 population	N/A	Simple Assault	1	1	0	0
		Intimidation	0	0	0	0
		Human Trafficking, Commercial Sex Acts	0	0	0	0
		Human Trafficking, Involuntary Servitude	0	0	0	0
Arrest Overview		Crimes Against Property				
Total Arrests	62	Arson	0	0	0	0
Adult Arrests	62	Bribery	0	0	0	0
Juvenile Arrests	0	Burglary/Breaking & Entering	0	0	0	0
Unknown Age	0	Counterfeiting/Forgery	2	1	0	0
Arrests per 100,000 population	N/A	Destruction/Damage/Vandalism of Property	2	0	0	0
		Embezzlement	0	0	0	0
		Extortion/Blackmail	0	0	0	0
		False Pretenses/Swindle/Confidence Game	2	0	0	0
		Credit Card/Automatic Teller Fraud	0	0	0	0
		Impersonation	0	0	0	0
		Welfare Fraud	0	0	0	0
		Wire Fraud	0	0	0	0
		Identity Theft	0	0	0	0
		Hacking/Computer Invasion	0	0	0	0
		Robbery	0	0	0	0
		Pocket-picking	0	0	0	0
		Purse-snatching	0	0	0	0
		Shoplifting	0	0	0	0
		Theft From Building	0	0	0	0
		Theft From Coin Operated Machine or Device	0	0	0	0
		Theft From Motor Vehicle	0	0	0	0
		Theft of Motor Vehicle Parts/Accessories	0	0	0	0
		All Other Larceny	1	0	0	0
		Motor Vehicle Theft	1	0	0	0
		Stolen Property Offenses	0	0	0	0
		Crimes Against Society				
		Drug/Narcotic Violations	58	37	0	0
		Drug Equipment Violations	1	1	0	0
		Betting/Wagering	0	0	0	0
		Operating/Promoting/Assisting Gambling	0	0	0	0
		Gambling Equipment Violations	0	0	0	0
		Sports Tampering	0	0	0	0
		Pornography/Obscene Material	0	0	0	0
		Prostitution	0	0	0	0
		Assisting or Promoting Prostitution	0	0	0	0
		Purchasing Prostitution	0	0	0	0
		Weapon Law Violations	1	0	0	0
		Animal Cruelty	0	0	0	0
		Total Group A Offenses	79	42	0	0
Group B Arrests						
Offense	Adult	Juvenile				
Bad Checks	0	0				
Curfew/Loitering/Vagrancy Violations	0	0				
Disorderly Conduct	0	0				
Driving Under the Influence	18	0				
Drunkenness	0	0				
Family Offenses (Nonviolent)	0	0				
Liquor Law Violations	0	0				
Peeping Tom	0	0				
Runaway	0	0				
Trespass of Real Property	0	0				
All Other Offenses	2	0				
Total Group B	20	0				

(*) Offenses are counted using the FBI Units of Count for Crime

(**) The 'Arrests' column shows arrests made for incidents during the selected period, regardless of arrest date. Arrest counts for the same period may change over time.

State Police - Buena Vista - VA101SP00 - NIBRS Agency Crime Overview - 2018

2018 Population Estimate	N/A	Offenses (*)		Arrests (**)		
		Reported	Adult	Juvenile		
Law Enforcement Employees		Group A Offenses				
		Crimes Against Persons				
Sworn Male	0	Murder and Nonnegligent Manslaughter	0	0	0	
Sworn Female	0	Negligent Manslaughter	0	0	0	
Civilian Male	0	Kidnapping/Abduction	0	0	0	
Civilian Female	0	Forcible Rape	0	0	0	
Total:	0	Forcible Sodomy	0	0	0	
		Sexual Assault With An Object	0	0	0	
		Forcible Fondling	1	0	0	
Offense Overview		Incest	0	0	0	
Incident Total	19	Statutory Rape	0	0	0	
Offense Total	20	Aggravated Assault	1	0	0	
Group A Crimes per 100,000 population	N/A	Simple Assault	1	0	0	
		Intimidation	0	0	0	
		Human Trafficking, Commercial Sex Acts	0	0	0	
		Human Trafficking, Involuntary Servitude	0	0	0	
Arrest Overview		Crimes Against Property				
Total Arrests	4	Arson	0	0	0	
Adult Arrests	4	Bribery	0	0	0	
Juvenile Arrests	0	Burglary/Breaking & Entering	0	0	0	
Unknown Age	0	Counterfeiting/Forgery	0	0	0	
Arrests per 100,000 population	N/A	Destruction/Damage/Vandalism of Property	0	0	0	
		Embezzlement	0	0	0	
		Extortion/Blackmail	0	0	0	
		False Pretenses/Swindle/Confidence Game	2	2	0	
		Credit Card/Automatic Teller Fraud	0	0	0	
		Impersonation	0	0	0	
		Welfare Fraud	0	0	0	
		Wire Fraud	0	0	0	
		Identity Theft	0	0	0	
		Hacking/Computer Invasion	0	0	0	
		Robbery	0	0	0	
		Pocket-picking	0	0	0	
		Purse-snatching	0	0	0	
		Shoplifting	0	0	0	
		Theft From Building	0	0	0	
		Theft From Coin Operated Machine or Device	0	0	0	
		Theft From Motor Vehicle	0	0	0	
		Theft of Motor Vehicle Parts/Accessories	0	0	0	
		All Other Larceny	0	0	0	
		Motor Vehicle Theft	0	0	0	
		Stolen Property Offenses	0	0	0	
		Crimes Against Society				
		Drug/Narcotic Violations	15	2	0	
		Drug Equipment Violations	0	0	0	
		Betting/Wagering	0	0	0	
		Operating/Promoting/Assisting Gambling	0	0	0	
		Gambling Equipment Violations	0	0	0	
		Sports Tampering	0	0	0	
		Pornography/Obscene Material	0	0	0	
		Prostitution	0	0	0	
		Assisting or Promoting Prostitution	0	0	0	
		Purchasing Prostitution	0	0	0	
		Weapon Law Violations	0	0	0	
		Animal Cruelty	0	0	0	
		Total Group A Offenses	20	4	0	

(*) Offenses are counted using the FBI Units of Count for Crime

(**) The 'Arrests' column shows arrests made for incidents during the selected period, regardless of arrest date. Arrest counts for the same period may change over time.

State Police - Campbell CO - VA016SP00 - NIBRS Agency Crime Overview - 2018

2018 Population Estimate	N/A	Offenses (*)		Arrests (**)	
		Group A Offenses	Reported	Adult	Juvenile
Law Enforcement Employees		Crimes Against Persons			
Sworn Male	0	Murder and Nonnegligent Manslaughter	0	0	0
Sworn Female	0	Negligent Manslaughter	0	0	0
Civilian Male	0	Kidnapping/Abduction	1	1	0
Civilian Female	0	Forcible Rape	0	0	0
Total:	0	Forcible Sodomy	0	0	0
		Sexual Assault With An Object	0	0	0
		Forcible Fondling	0	0	0
Offense Overview		Incest	0	0	0
Incident Total	141	Statutory Rape	0	0	0
Offense Total	158	Aggravated Assault	4	1	0
Group A Crimes per 100,000 population	N/A	Simple Assault	6	4	0
		Intimidation	0	0	0
		Human Trafficking, Commercial Sex Acts	0	0	0
		Human Trafficking, Involuntary Servitude	0	0	0
Arrest Overview		Crimes Against Property			
Total Arrests	114	Arson	2	0	0
Adult Arrests	113	Bribery	0	0	0
Juvenile Arrests	1	Burglary/Breaking & Entering	1	0	0
Unknown Age	0	Counterfeiting/Forgery	5	3	0
Arrests per 100,000 population	N/A	Destruction/Damage/Vandalism of Property	1	0	0
		Embezzlement	1	0	0
		Extortion/Blackmail	0	0	0
		False Pretenses/Swindle/Confidence Game	10	1	0
		Credit Card/Automatic Teller Fraud	0	0	0
		Impersonation	1	0	0
		Welfare Fraud	1	0	0
		Wire Fraud	0	0	0
		Identity Theft	0	0	0
		Hacking/Computer Invasion	0	0	0
		Robbery	0	0	0
		Pocket-picking	0	0	0
		Purse-snatching	0	0	0
		Shoplifting	0	0	0
		Theft From Building	0	0	0
		Theft From Coin Operated Machine or Device	0	0	0
		Theft From Motor Vehicle	0	0	0
		Theft of Motor Vehicle Parts/Accessories	0	0	0
		All Other Larceny	3	0	0
		Motor Vehicle Theft	0	0	0
		Stolen Property Offenses	2	1	0
		Crimes Against Society			
		Drug/Narcotic Violations	108	51	0
		Drug Equipment Violations	0	0	0
		Betting/Wagering	0	0	0
		Operating/Promoting/Assisting Gambling	0	0	0
		Gambling Equipment Violations	0	0	0
		Sports Tampering	0	0	0
		Pornography/Obscene Material	0	0	0
		Prostitution	0	0	0
		Assisting or Promoting Prostitution	0	0	0
		Purchasing Prostitution	0	0	0
		Weapon Law Violations	12	0	0
		Animal Cruelty	0	0	0
		Total Group A Offenses	158	62	0
Group B Arrests					
Offense	Adult	Juvenile			
Bad Checks	0	0			
Curfew/Loitering/Vagrancy Violations	0	0			
Disorderly Conduct	0	0			
Driving Under the Influence	42	1			
Drunkenness	2	0			
Family Offenses (Nonviolent)	0	0			
Liquor Law Violations	1	0			
Peeping Tom	0	0			
Runaway	0	0			
Trespass of Real Property	0	0			
All Other Offenses	6	0			
Total Group B	51	1			

(*) Offenses are counted using the FBI Units of Count for Crime

(**) The 'Arrests' column shows arrests made for incidents during the selected period, regardless of arrest date. Arrest counts for the same period may change over time.

State Police - Caroline CO - VA017SP00 - NIBRS Agency Crime Overview - 2018

2018 Population Estimate	N/A	Offenses (*)		Arrests (**)	
		Group A Offenses	Reported	Adult	Juvenile
Law Enforcement Employees		Crimes Against Persons			
Sworn Male	0	Murder and Nonnegligent Manslaughter	0	0	0
Sworn Female	0	Negligent Manslaughter	0	0	0
Civilian Male	0	Kidnapping/Abduction	1	0	0
Civilian Female	0	Forcible Rape	1	0	0
Total:	0	Forcible Sodomy	0	0	0
		Sexual Assault With An Object	0	0	0
		Forcible Fondling	0	0	0
Offense Overview		Incest	0	0	0
Incident Total	106	Statutory Rape	1	0	0
Offense Total	125	Aggravated Assault	13	5	0
Group A Crimes per 100,000 population	N/A	Simple Assault	13	8	0
		Intimidation	0	0	0
		Human Trafficking, Commercial Sex Acts	0	0	0
		Human Trafficking, Involuntary Servitude	0	0	0
Arrest Overview		Crimes Against Property			
Total Arrests	131	Arson	1	0	0
Adult Arrests	130	Bribery	0	0	0
Juvenile Arrests	1	Burglary/Breaking & Entering	0	0	0
Unknown Age	0	Counterfeiting/Forgery	0	0	0
Arrests per 100,000 population	N/A	Destruction/Damage/Vandalism of Property	4	1	0
		Embezzlement	0	0	0
		Extortion/Blackmail	0	0	0
		False Pretenses/Swindle/Confidence Game	2	1	0
		Credit Card/Automatic Teller Fraud	0	0	0
		Impersonation	1	1	0
		Welfare Fraud	0	0	0
		Wire Fraud	0	0	0
		Identity Theft	0	0	0
		Hacking/Computer Invasion	0	0	0
		Robbery	0	0	0
		Pocket-picking	3	0	0
		Purse-snatching	0	0	0
		Shoplifting	0	0	0
		Theft From Building	0	0	0
		Theft From Coin Operated Machine or Device	0	0	0
		Theft From Motor Vehicle	0	0	0
		Theft of Motor Vehicle Parts/Accessories	0	0	0
		All Other Larceny	10	0	0
		Motor Vehicle Theft	6	0	1
		Stolen Property Offenses	2	1	0
		Crimes Against Society			
		Drug/Narcotic Violations	60	53	0
		Drug Equipment Violations	0	0	0
		Betting/Wagering	0	0	0
		Operating/Promoting/Assisting Gambling	0	0	0
		Gambling Equipment Violations	0	0	0
		Sports Tampering	0	0	0
		Pornography/Obscene Material	0	0	0
		Prostitution	0	0	0
		Assisting or Promoting Prostitution	0	0	0
		Purchasing Prostitution	0	0	0
		Weapon Law Violations	7	3	0
		Animal Cruelty	0	0	0
		Total Group A Offenses	125	73	1
Group B Arrests					
Offense	Adult	Juvenile			
Bad Checks	0	0			
Curfew/Loitering/Vagrancy Violations	0	0			
Disorderly Conduct	0	0			
Driving Under the Influence	42	0			
Drunkenness	3	0			
Family Offenses (Nonviolent)	0	0			
Liquor Law Violations	1	0			
Peeping Tom	0	0			
Runaway	0	0			
Trespass of Real Property	0	0			
All Other Offenses	11	0			
Total Group B	57	0			

(*) Offenses are counted using the FBI Units of Count for Crime

(**) The 'Arrests' column shows arrests made for incidents during the selected period, regardless of arrest date. Arrest counts for the same period may change over time.

State Police - Carroll CO - VA018SP00 - NIBRS Agency Crime Overview - 2018

2018 Population Estimate	N/A	Offenses (*)		Arrests (**)	
		Group A Offenses	Reported	Adult	Juvenile
Law Enforcement Employees		Crimes Against Persons			
Sworn Male	0	Murder and Nonnegligent Manslaughter	0	0	0
Sworn Female	0	Negligent Manslaughter	0	0	0
Civilian Male	0	Kidnapping/Abduction	0	0	0
Civilian Female	0	Forcible Rape	0	0	0
Total:	0	Forcible Sodomy	0	0	0
		Sexual Assault With An Object	0	0	0
		Forcible Fondling	2	0	0
Offense Overview		Incest	0	0	0
Incident Total	81	Statutory Rape	0	0	0
Offense Total	99	Aggravated Assault	1	1	0
Group A Crimes per 100,000 population	N/A	Simple Assault	2	2	0
		Intimidation	0	0	0
		Human Trafficking, Commercial Sex Acts	0	0	0
		Human Trafficking, Involuntary Servitude	0	0	0
Arrest Overview		Crimes Against Property			
Total Arrests	87	Arson	1	0	0
Adult Arrests	85	Bribery	0	0	0
Juvenile Arrests	2	Burglary/Breaking & Entering	1	0	0
Unknown Age	0	Counterfeiting/Forgery	1	0	0
Arrests per 100,000 population	N/A	Destruction/Damage/Vandalism of Property	7	1	0
		Embezzlement	1	0	0
		Extortion/Blackmail	0	0	0
		False Pretenses/Swindle/Confidence Game	6	2	0
		Credit Card/Automatic Teller Fraud	1	0	0
		Impersonation	3	2	0
		Welfare Fraud	0	0	0
		Wire Fraud	0	0	0
		Identity Theft	0	0	0
		Hacking/Computer Invasion	0	0	0
		Robbery	0	0	0
		Pocket-picking	0	0	0
		Purse-snatching	0	0	0
		Shoplifting	0	0	0
		Theft From Building	0	0	0
		Theft From Coin Operated Machine or Device	0	0	0
		Theft From Motor Vehicle	0	0	0
		Theft of Motor Vehicle Parts/Accessories	0	0	0
		All Other Larceny	9	1	0
		Motor Vehicle Theft	4	2	0
		Stolen Property Offenses	6	3	0
		Crimes Against Society			
		Drug/Narcotic Violations	39	31	2
		Drug Equipment Violations	1	0	0
		Betting/Wagering	0	0	0
		Operating/Promoting/Assisting Gambling	0	0	0
		Gambling Equipment Violations	0	0	0
		Sports Tampering	0	0	0
		Pornography/Obscene Material	1	0	0
		Prostitution	0	0	0
		Assisting or Promoting Prostitution	2	0	0
		Purchasing Prostitution	0	0	0
		Weapon Law Violations	11	5	0
		Animal Cruelty	0	0	0
		Total Group A Offenses	99	50	2
Group B Arrests					
Offense	Adult	Juvenile			
Bad Checks	0	0			
Curfew/Loitering/Vagrancy Violations	0	0			
Disorderly Conduct	0	0			
Driving Under the Influence	26	0			
Drunkenness	4	0			
Family Offenses (Nonviolent)	0	0			
Liquor Law Violations	3	0			
Peeping Tom	0	0			
Runaway	0	0			
Trespass of Real Property	0	0			
All Other Offenses	2	0			
Total Group B	35	0			

(*) Offenses are counted using the FBI Units of Count for Crime

(**) The 'Arrests' column shows arrests made for incidents during the selected period, regardless of arrest date. Arrest counts for the same period may change over time.

State Police - Charles City CO - VA019SP00 - NIBRS Agency Crime Overview - 2018

2018 Population Estimate	N/A	Offenses (*)		Arrests (**)		
		Reported	Adult	Juvenile		
Law Enforcement Employees		Group A Offenses				
		Crimes Against Persons				
Sworn Male	0	Murder and Nonnegligent Manslaughter	0	0	0	
Sworn Female	0	Negligent Manslaughter	0	0	0	
Civilian Male	0	Kidnapping/Abduction	0	0	0	
Civilian Female	0	Forcible Rape	0	0	0	
Total:	0	Forcible Sodomy	0	0	0	
		Sexual Assault With An Object	0	0	0	
		Forcible Fondling	0	0	0	
Offense Overview		Incest	0	0	0	
Incident Total	7	Statutory Rape	0	0	0	
Offense Total	9	Aggravated Assault	1	0	0	
Group A Crimes per 100,000 population	N/A	Simple Assault	0	0	0	
		Intimidation	0	0	0	
		Human Trafficking, Commercial Sex Acts	0	0	0	
		Human Trafficking, Involuntary Servitude	0	0	0	
Arrest Overview		Crimes Against Property				
Total Arrests	6	Arson	0	0	0	
Adult Arrests	6	Bribery	0	0	0	
Juvenile Arrests	0	Burglary/Breaking & Entering	1	0	0	
Unknown Age	0	Counterfeiting/Forgery	0	0	0	
Arrests per 100,000 population	N/A	Destruction/Damage/Vandalism of Property	1	0	0	
		Embezzlement	0	0	0	
		Extortion/Blackmail	0	0	0	
		False Pretenses/Swindle/Confidence Game	0	0	0	
		Credit Card/Automatic Teller Fraud	0	0	0	
		Impersonation	0	0	0	
		Welfare Fraud	0	0	0	
		Wire Fraud	0	0	0	
		Identity Theft	0	0	0	
		Hacking/Computer Invasion	0	0	0	
		Robbery	0	0	0	
		Pocket-picking	1	0	0	
		Purse-snatching	0	0	0	
		Shoplifting	0	0	0	
		Theft From Building	0	0	0	
		Theft From Coin Operated Machine or Device	0	0	0	
		Theft From Motor Vehicle	0	0	0	
		Theft of Motor Vehicle Parts/Accessories	0	0	0	
		All Other Larceny	2	0	0	
		Motor Vehicle Theft	0	0	0	
		Stolen Property Offenses	0	0	0	
		Crimes Against Society				
		Drug/Narcotic Violations	2	0	0	
		Drug Equipment Violations	0	0	0	
		Betting/Wagering	0	0	0	
		Operating/Promoting/Assisting Gambling	0	0	0	
		Gambling Equipment Violations	0	0	0	
		Sports Tampering	0	0	0	
		Pornography/Obscene Material	0	0	0	
		Prostitution	0	0	0	
		Assisting or Promoting Prostitution	0	0	0	
		Purchasing Prostitution	0	0	0	
		Weapon Law Violations	1	1	0	
		Animal Cruelty	0	0	0	
		Total Group A Offenses	9	1	0	

Group B Arrests		
Offense	Adult	Juvenile
Bad Checks	0	0
Curfew/Loitering/Vagrancy Violations	0	0
Disorderly Conduct	0	0
Driving Under the Influence	5	0
Drunkenness	0	0
Family Offenses (Nonviolent)	0	0
Liquor Law Violations	0	0
Peeping Tom	0	0
Runaway	0	0
Trespass of Real Property	0	0
All Other Offenses	0	0
Total Group B	5	0

(*) Offenses are counted using the FBI Units of Count for Crime

(**) The 'Arrests' column shows arrests made for incidents during the selected period, regardless of arrest date. Arrest counts for the same period may change over time.

State Police - Charlotte CO - VA020SP00 - NIBRS Agency Crime Overview - 2018

2018 Population Estimate	N/A	Offenses (*)			Arrests (**)	
		Group A Offenses	Reported	Adult	Juvenile	
Law Enforcement Employees		Crimes Against Persons				
Sworn Male	0	Murder and Nonnegligent Manslaughter	0	0	0	0
Sworn Female	0	Negligent Manslaughter	0	0	0	0
Civilian Male	0	Kidnapping/Abduction	0	0	0	0
Civilian Female	0	Forcible Rape	1	0	0	0
Total:	0	Forcible Sodomy	0	0	0	0
		Sexual Assault With An Object	0	0	0	0
		Forcible Fondling	0	0	0	0
Offense Overview		Incest	0	0	0	0
Incident Total	58	Statutory Rape	0	0	0	0
Offense Total	61	Aggravated Assault	0	0	0	0
Group A Crimes per 100,000 population	N/A	Simple Assault	1	1	0	0
		Intimidation	0	0	0	0
		Human Trafficking, Commercial Sex Acts	0	0	0	0
		Human Trafficking, Involuntary Servitude	0	0	0	0
Arrest Overview		Crimes Against Property				
Total Arrests	46	Arson	1	0	0	0
Adult Arrests	46	Bribery	0	0	0	0
Juvenile Arrests	0	Burglary/Breaking & Entering	0	0	0	0
Unknown Age	0	Counterfeiting/Forgery	0	0	0	0
Arrests per 100,000 population	N/A	Destruction/Damage/Vandalism of Property	0	0	0	0
		Embezzlement	0	0	0	0
		Extortion/Blackmail	0	0	0	0
		False Pretenses/Swindle/Confidence Game	2	0	0	0
		Credit Card/Automatic Teller Fraud	0	0	0	0
		Impersonation	0	0	0	0
		Welfare Fraud	0	0	0	0
		Wire Fraud	0	0	0	0
		Identity Theft	0	0	0	0
		Hacking/Computer Invasion	0	0	0	0
		Robbery	0	0	0	0
		Pocket-picking	0	0	0	0
		Purse-snatching	0	0	0	0
		Shoplifting	0	0	0	0
		Theft From Building	0	0	0	0
		Theft From Coin Operated Machine or Device	0	0	0	0
		Theft From Motor Vehicle	0	0	0	0
		Theft of Motor Vehicle Parts/Accessories	0	0	0	0
		All Other Larceny	0	0	0	0
		Motor Vehicle Theft	0	0	0	0
		Stolen Property Offenses	0	0	0	0
		Crimes Against Society				
		Drug/Narcotic Violations	50	13	0	0
		Drug Equipment Violations	0	0	0	0
		Betting/Wagering	0	0	0	0
		Operating/Promoting/Assisting Gambling	0	0	0	0
		Gambling Equipment Violations	1	3	0	0
		Sports Tampering	0	0	0	0
		Pornography/Obscene Material	0	0	0	0
		Prostitution	0	0	0	0
		Assisting or Promoting Prostitution	0	0	0	0
		Purchasing Prostitution	0	0	0	0
		Weapon Law Violations	5	3	0	0
		Animal Cruelty	0	0	0	0
		Total Group A Offenses	61	20	0	0
Group B Arrests						
Offense	Adult	Juvenile				
Bad Checks	0	0				
Curfew/Loitering/Vagrancy Violations	0	0				
Disorderly Conduct	0	0				
Driving Under the Influence	22	0				
Drunkenness	0	0				
Family Offenses (Nonviolent)	0	0				
Liquor Law Violations	0	0				
Peeping Tom	0	0				
Runaway	0	0				
Trespass of Real Property	0	0				
All Other Offenses	4	0				
Total Group B	26	0				

(*) Offenses are counted using the FBI Units of Count for Crime

(**) The 'Arrests' column shows arrests made for incidents during the selected period, regardless of arrest date. Arrest counts for the same period may change over time.

State Police - Charlottesville - VA102SP00 - NIBRS Agency Crime Overview - 2018

2018 Population Estimate	N/A	Offenses (*)		Arrests (**)		
		Reported	Adult	Juvenile		
Law Enforcement Employees		Group A Offenses				
		Crimes Against Persons				
Sworn Male	0	Murder and Nonnegligent Manslaughter	0	0	0	
Sworn Female	0	Negligent Manslaughter	0	0	0	
Civilian Male	0	Kidnapping/Abduction	0	0	0	
Civilian Female	0	Forcible Rape	0	0	0	
Total:	0	Forcible Sodomy	0	0	0	
		Sexual Assault With An Object	0	0	0	
		Forcible Fondling	0	0	0	
Offense Overview		Incest	0	0	0	
Incident Total	63	Statutory Rape	0	0	0	
Offense Total	66	Aggravated Assault	1	0	0	
Group A Crimes per 100,000 population	N/A	Simple Assault	1	1	0	
		Intimidation	0	0	0	
		Human Trafficking, Commercial Sex Acts	0	0	0	
		Human Trafficking, Involuntary Servitude	0	0	0	
Arrest Overview		Crimes Against Property				
Total Arrests	21	Arson	0	0	0	
Adult Arrests	20	Bribery	0	0	0	
Juvenile Arrests	1	Burglary/Breaking & Entering	0	0	0	
Unknown Age	0	Counterfeiting/Forgery	0	0	0	
Arrests per 100,000 population	N/A	Destruction/Damage/Vandalism of Property	0	0	0	
		Embezzlement	0	0	0	
		Extortion/Blackmail	0	0	0	
		False Pretenses/Swindle/Confidence Game	9	2	0	
		Credit Card/Automatic Teller Fraud	0	0	0	
		Impersonation	0	0	0	
		Welfare Fraud	0	0	0	
		Wire Fraud	0	0	0	
		Identity Theft	0	0	0	
		Hacking/Computer Invasion	0	0	0	
		Robbery	0	0	0	
		Pocket-picking	0	0	0	
		Purse-snatching	0	0	0	
		Shoplifting	0	0	0	
		Theft From Building	0	0	0	
		Theft From Coin Operated Machine or Device	0	0	0	
		Theft From Motor Vehicle	0	0	0	
		Theft of Motor Vehicle Parts/Accessories	0	0	0	
		All Other Larceny	0	0	0	
		Motor Vehicle Theft	0	0	0	
		Stolen Property Offenses	0	0	0	
		Crimes Against Society				
		Drug/Narcotic Violations	50	7	0	
		Drug Equipment Violations	0	0	0	
		Betting/Wagering	0	0	0	
		Operating/Promoting/Assisting Gambling	0	0	0	
		Gambling Equipment Violations	0	0	0	
		Sports Tampering	0	0	0	
		Pornography/Obscene Material	1	0	0	
		Prostitution	0	0	0	
		Assisting or Promoting Prostitution	0	0	0	
		Purchasing Prostitution	0	0	0	
		Weapon Law Violations	4	1	0	
		Animal Cruelty	0	0	0	
		Total Group A Offenses	66	11	0	
Group B Arrests						
Offense	Adult	Juvenile				
Bad Checks	0	0				
Curfew/Loitering/Vagrancy Violations	0	0				
Disorderly Conduct	2	1				
Driving Under the Influence	1	0				
Drunkenness	1	0				
Family Offenses (Nonviolent)	0	0				
Liquor Law Violations	0	0				
Peeping Tom	0	0				
Runaway	0	0				
Trespass of Real Property	1	0				
All Other Offenses	4	0				
Total Group B	9	1				

(*) Offenses are counted using the FBI Units of Count for Crime

(**) The 'Arrests' column shows arrests made for incidents during the selected period, regardless of arrest date. Arrest counts for the same period may change over time.

State Police - Chesapeake - VA103SP00 - NIBRS Agency Crime Overview - 2018

2018 Population Estimate	N/A	Offenses (*)		Arrests (**)	
		Group A Offenses	Reported	Adult	Juvenile
Law Enforcement Employees		Crimes Against Persons			
Sworn Male	0	Murder and Nonnegligent Manslaughter	0	0	0
Sworn Female	0	Negligent Manslaughter	0	0	0
Civilian Male	0	Kidnapping/Abduction	2	0	0
Civilian Female	0	Forcible Rape	0	0	0
Total:	0	Forcible Sodomy	0	0	0
		Sexual Assault With An Object	0	0	0
		Forcible Fondling	1	0	0
Offense Overview		Incest	0	0	0
Incident Total	125	Statutory Rape	0	0	0
Offense Total	141	Aggravated Assault	6	0	0
Group A Crimes per 100,000 population	N/A	Simple Assault	1	0	0
		Intimidation	0	0	0
		Human Trafficking, Commercial Sex Acts	0	0	0
		Human Trafficking, Involuntary Servitude	0	0	0
Arrest Overview		Crimes Against Property			
Total Arrests	119	Arson	0	0	0
Adult Arrests	118	Bribery	0	0	0
Juvenile Arrests	0	Burglary/Breaking & Entering	0	0	0
Unknown Age	1	Counterfeiting/Forgery	6	4	0
Arrests per 100,000 population	N/A	Destruction/Damage/Vandalism of Property	2	1	0
		Embezzlement	0	0	0
		Extortion/Blackmail	0	0	0
		False Pretenses/Swindle/Confidence Game	51	23	0
		Credit Card/Automatic Teller Fraud	0	0	0
		Impersonation	5	2	0
		Welfare Fraud	0	0	0
		Wire Fraud	0	0	0
		Identity Theft	0	0	0
		Hacking/Computer Invasion	0	0	0
		Robbery	0	0	0
		Pocket-picking	0	0	0
		Purse-snatching	0	0	0
		Shoplifting	0	0	0
		Theft From Building	0	0	0
		Theft From Coin Operated Machine or Device	0	0	0
		Theft From Motor Vehicle	0	0	0
		Theft of Motor Vehicle Parts/Accessories	0	0	0
		All Other Larceny	2	0	0
		Motor Vehicle Theft	14	1	0
		Stolen Property Offenses	5	4	0
		Crimes Against Society			
		Drug/Narcotic Violations	35	13	0
		Drug Equipment Violations	1	0	0
		Betting/Wagering	0	0	0
		Operating/Promoting/Assisting Gambling	0	0	0
		Gambling Equipment Violations	0	0	0
		Sports Tampering	0	0	0
		Pornography/Obscene Material	0	0	0
		Prostitution	0	0	0
		Assisting or Promoting Prostitution	0	0	0
		Purchasing Prostitution	0	0	0
		Weapon Law Violations	10	2	0
		Animal Cruelty	0	0	0
		Total Group A Offenses	141	50	0
Group B Arrests					
Offense	Adult	Juvenile			
Bad Checks	0	0			
Curfew/Loitering/Vagrancy Violations	0	0			
Disorderly Conduct	0	0			
Driving Under the Influence	43	0			
Drunkenness	0	0			
Family Offenses (Nonviolent)	0	0			
Liquor Law Violations	0	0			
Peeping Tom	0	0			
Runaway	0	0			
Trespass of Real Property	0	0			
All Other Offenses	25	0			
Total Group B	68	0			

(*) Offenses are counted using the FBI Units of Count for Crime

(**) The 'Arrests' column shows arrests made for incidents during the selected period, regardless of arrest date. Arrest counts for the same period may change over time.

State Police - Chesterfield CO - VA021SP00 - NIBRS Agency Crime Overview - 2018

2018 Population Estimate	N/A	Offenses (*)	Arrests (**)		
		Reported	Adult	Juvenile	
Law Enforcement Employees		Group A Offenses			
		Crimes Against Persons			
Sworn Male	0	Murder and Nonnegligent Manslaughter	0	0	0
Sworn Female	0	Negligent Manslaughter	0	0	0
Civilian Male	0	Kidnapping/Abduction	2	0	0
Civilian Female	0	Forcible Rape	0	0	0
Total:	0	Forcible Sodomy	0	0	0
		Sexual Assault With An Object	0	0	0
		Forcible Fondling	0	0	0
Offense Overview		Incest	0	0	0
Incident Total	287	Statutory Rape	0	0	0
Offense Total	324	Aggravated Assault	11	3	0
Group A Crimes per 100,000 population	N/A	Simple Assault	8	9	0
		Intimidation	2	0	0
		Human Trafficking, Commercial Sex Acts	0	0	0
		Human Trafficking, Involuntary Servitude	0	0	0
Arrest Overview		Crimes Against Property			
Total Arrests	388	Arson	0	0	0
Adult Arrests	386	Bribery	0	0	0
Juvenile Arrests	2	Burglary/Breaking & Entering	0	0	0
Unknown Age	0	Counterfeiting/Forgery	8	7	0
Arrests per 100,000 population	N/A	Destruction/Damage/Vandalism of Property	2	1	0
		Embezzlement	1	0	0
		Extortion/Blackmail	0	0	0
		False Pretenses/Swindle/Confidence Game	41	6	0
		Credit Card/Automatic Teller Fraud	0	0	0
		Impersonation	16	7	1
		Welfare Fraud	0	0	0
		Wire Fraud	0	0	0
		Identity Theft	0	0	0
		Hacking/Computer Invasion	0	0	0
		Robbery	1	0	0
		Pocket-picking	0	0	0
		Purse-snatching	0	0	0
		Shoplifting	0	0	0
		Theft From Building	0	0	0
		Theft From Coin Operated Machine or Device	0	0	0
		Theft From Motor Vehicle	0	0	0
		Theft of Motor Vehicle Parts/Accessories	0	0	0
		All Other Larceny	6	1	0
		Motor Vehicle Theft	2	0	0
		Stolen Property Offenses	6	2	1
		Crimes Against Society			
		Drug/Narcotic Violations	185	156	0
		Drug Equipment Violations	6	0	0
		Betting/Wagering	0	0	0
		Operating/Promoting/Assisting Gambling	0	0	0
		Gambling Equipment Violations	0	0	0
		Sports Tampering	0	0	0
		Pornography/Obscene Material	2	1	0
		Prostitution	0	0	0
		Assisting or Promoting Prostitution	0	0	0
		Purchasing Prostitution	0	0	0
		Weapon Law Violations	25	10	0
		Animal Cruelty	0	0	0
		Total Group A Offenses	324	203	2
Group B Arrests					
Offense	Adult	Juvenile			
Bad Checks	0	0			
Curfew/Loitering/Vagrancy Violations	0	0			
Disorderly Conduct	1	0			
Driving Under the Influence	126	0			
Drunkenness	1	0			
Family Offenses (Nonviolent)	0	0			
Liquor Law Violations	3	0			
Peeping Tom	0	0			
Runaway	0	0			
Trespass of Real Property	0	0			
All Other Offenses	52	0			
Total Group B	183	0			

(*) Offenses are counted using the FBI Units of Count for Crime

(**) The 'Arrests' column shows arrests made for incidents during the selected period, regardless of arrest date. Arrest counts for the same period may change over time.

State Police - Clarke CO - VA022SP00 - NIBRS Agency Crime Overview - 2018

2018 Population Estimate	N/A	Offenses (*)		Arrests (**)		
		Reported	Adult	Juvenile		
Law Enforcement Employees		Group A Offenses				
		Crimes Against Persons				
Sworn Male	0	Murder and Nonnegligent Manslaughter	0	0	0	
Sworn Female	0	Negligent Manslaughter	0	0	0	
Civilian Male	0	Kidnapping/Abduction	0	0	0	
Civilian Female	0	Forcible Rape	0	0	0	
Total:	0	Forcible Sodomy	0	0	0	
		Sexual Assault With An Object	0	0	0	
		Forcible Fondling	0	0	0	
Offense Overview		Incest	0	0	0	
Incident Total	33	Statutory Rape	0	0	0	
Offense Total	39	Aggravated Assault	3	0	0	
Group A Crimes per 100,000 population	N/A	Simple Assault	0	0	0	
		Intimidation	0	0	0	
		Human Trafficking, Commercial Sex Acts	0	0	0	
		Human Trafficking, Involuntary Servitude	0	0	0	
Arrest Overview		Crimes Against Property				
Total Arrests	26	Arson	0	0	0	
Adult Arrests	25	Bribery	0	0	0	
Juvenile Arrests	1	Burglary/Breaking & Entering	0	0	0	
Unknown Age	0	Counterfeiting/Forgery	2	0	1	
Arrests per 100,000 population	N/A	Destruction/Damage/Vandalism of Property	2	0	0	
		Embezzlement	0	0	0	
		Extortion/Blackmail	0	0	0	
		False Pretenses/Swindle/Confidence Game	2	0	0	
		Credit Card/Automatic Teller Fraud	0	0	0	
		Impersonation	0	0	0	
		Welfare Fraud	0	0	0	
		Wire Fraud	0	0	0	
		Identity Theft	0	0	0	
		Hacking/Computer Invasion	0	0	0	
		Robbery	0	0	0	
		Pocket-picking	0	0	0	
		Purse-snatching	0	0	0	
		Shoplifting	0	0	0	
		Theft From Building	0	0	0	
		Theft From Coin Operated Machine or Device	0	0	0	
		Theft From Motor Vehicle	0	0	0	
		Theft of Motor Vehicle Parts/Accessories	0	0	0	
		All Other Larceny	0	0	0	
		Motor Vehicle Theft	0	0	0	
		Stolen Property Offenses	1	1	0	
		Crimes Against Society				
		Drug/Narcotic Violations	27	15	0	
		Drug Equipment Violations	0	0	0	
		Betting/Wagering	0	0	0	
		Operating/Promoting/Assisting Gambling	0	0	0	
		Gambling Equipment Violations	0	0	0	
		Sports Tampering	0	0	0	
		Pornography/Obscene Material	0	0	0	
		Prostitution	0	0	0	
		Assisting or Promoting Prostitution	0	0	0	
		Purchasing Prostitution	0	0	0	
		Weapon Law Violations	2	0	0	
		Animal Cruelty	0	0	0	
		Total Group A Offenses	39	16	1	
Group B Arrests						
Offense	Adult	Juvenile				
Bad Checks	0	0				
Curfew/Loitering/Vagrancy Violations	0	0				
Disorderly Conduct	0	0				
Driving Under the Influence	6	0				
Drunkenness	1	0				
Family Offenses (Nonviolent)	0	0				
Liquor Law Violations	0	0				
Peeping Tom	0	0				
Runaway	0	0				
Trespass of Real Property	0	0				
All Other Offenses	2	0				
Total Group B	9	0				

(*) Offenses are counted using the FBI Units of Count for Crime

(**) The 'Arrests' column shows arrests made for incidents during the selected period, regardless of arrest date. Arrest counts for the same period may change over time.

State Police - Clifton Forge - VA104SP00 - NIBRS Agency Crime Overview - 2018

2018 Population Estimate	N/A	Offenses (*)		Arrests (**)		
		Reported	Adult	Juvenile		
Law Enforcement Employees		Group A Offenses				
		Crimes Against Persons				
Sworn Male	0	Murder and Nonnegligent Manslaughter	0	0	0	
Sworn Female	0	Negligent Manslaughter	0	0	0	
Civilian Male	0	Kidnapping/Abduction	0	0	0	
Civilian Female	0	Forcible Rape	0	0	0	
Total:	0	Forcible Sodomy	0	0	0	
		Sexual Assault With An Object	0	0	0	
		Forcible Fondling	0	0	0	
Offense Overview		Incest	0	0	0	
Incident Total	0	Statutory Rape	0	0	0	
Offense Total	0	Aggravated Assault	0	0	0	
Group A Crimes per 100,000 population	N/A	Simple Assault	0	0	0	
		Intimidation	0	0	0	
		Human Trafficking, Commercial Sex Acts	0	0	0	
		Human Trafficking, Involuntary Servitude	0	0	0	
Arrest Overview		Crimes Against Property				
Total Arrests	0	Arson	0	0	0	
Adult Arrests	0	Bribery	0	0	0	
Juvenile Arrests	0	Burglary/Breaking & Entering	0	0	0	
Unknown Age	0	Counterfeiting/Forgery	0	0	0	
Arrests per 100,000 population	N/A	Destruction/Damage/Vandalism of Property	0	0	0	
		Embezzlement	0	0	0	
		Extortion/Blackmail	0	0	0	
		False Pretenses/Swindle/Confidence Game	0	0	0	
		Credit Card/Automatic Teller Fraud	0	0	0	
		Impersonation	0	0	0	
		Welfare Fraud	0	0	0	
		Wire Fraud	0	0	0	
		Identity Theft	0	0	0	
		Hacking/Computer Invasion	0	0	0	
		Robbery	0	0	0	
		Pocket-picking	0	0	0	
		Purse-snatching	0	0	0	
		Shoplifting	0	0	0	
		Theft From Building	0	0	0	
		Theft From Coin Operated Machine or Device	0	0	0	
		Theft From Motor Vehicle	0	0	0	
		Theft of Motor Vehicle Parts/Accessories	0	0	0	
		All Other Larceny	0	0	0	
		Motor Vehicle Theft	0	0	0	
		Stolen Property Offenses	0	0	0	
		Crimes Against Society				
		Drug/Narcotic Violations	0	0	0	
		Drug Equipment Violations	0	0	0	
		Betting/Wagering	0	0	0	
		Operating/Promoting/Assisting Gambling	0	0	0	
		Gambling Equipment Violations	0	0	0	
		Sports Tampering	0	0	0	
		Pornography/Obscene Material	0	0	0	
		Prostitution	0	0	0	
		Assisting or Promoting Prostitution	0	0	0	
		Purchasing Prostitution	0	0	0	
		Weapon Law Violations	0	0	0	
		Animal Cruelty	0	0	0	
		Total Group A Offenses	0	0	0	

Group B Arrests		
Offense	Adult	Juvenile
Bad Checks	0	0
Curfew/Loitering/Vagrancy Violations	0	0
Disorderly Conduct	0	0
Driving Under the Influence	0	0
Drunkenness	0	0
Family Offenses (Nonviolent)	0	0
Liquor Law Violations	0	0
Peeping Tom	0	0
Runaway	0	0
Trespass of Real Property	0	0
All Other Offenses	0	0
Total Group B	0	0

(*) Offenses are counted using the FBI Units of Count for Crime

(**) The 'Arrests' column shows arrests made for incidents during the selected period, regardless of arrest date. Arrest counts for the same period may change over time.

State Police - Colonial Heights - VA105SP00 - NIBRS Agency Crime Overview - 2018

2018 Population Estimate	N/A	Offenses (*)		Arrests (**)		
		Reported	Adult	Juvenile		
Law Enforcement Employees		Group A Offenses				
		Crimes Against Persons				
Sworn Male	0	Murder and Nonnegligent Manslaughter	0	0	0	
Sworn Female	0	Negligent Manslaughter	0	0	0	
Civilian Male	0	Kidnapping/Abduction	0	0	0	
Civilian Female	0	Forcible Rape	0	0	0	
Total:	0	Forcible Sodomy	0	0	0	
		Sexual Assault With An Object	0	0	0	
		Forcible Fondling	0	0	0	
Offense Overview		Incest	0	0	0	
Incident Total	37	Statutory Rape	0	0	0	
Offense Total	41	Aggravated Assault	0	0	0	
Group A Crimes per 100,000 population	N/A	Simple Assault	0	0	0	
		Intimidation	0	0	0	
		Human Trafficking, Commercial Sex Acts	0	0	0	
		Human Trafficking, Involuntary Servitude	0	0	0	
Arrest Overview		Crimes Against Property				
Total Arrests	17	Arson	0	0	0	
Adult Arrests	17	Bribery	0	0	0	
Juvenile Arrests	0	Burglary/Breaking & Entering	0	0	0	
Unknown Age	0	Counterfeiting/Forgery	0	0	0	
Arrests per 100,000 population	N/A	Destruction/Damage/Vandalism of Property	0	0	0	
		Embezzlement	0	0	0	
		Extortion/Blackmail	0	0	0	
		False Pretenses/Swindle/Confidence Game	24	6	0	
		Credit Card/Automatic Teller Fraud	0	0	0	
		Impersonation	0	0	0	
		Welfare Fraud	0	0	0	
		Wire Fraud	0	0	0	
		Identity Theft	0	0	0	
		Hacking/Computer Invasion	0	0	0	
		Robbery	0	0	0	
		Pocket-picking	0	0	0	
		Purse-snatching	0	0	0	
		Shoplifting	0	0	0	
		Theft From Building	0	0	0	
		Theft From Coin Operated Machine or Device	0	0	0	
		Theft From Motor Vehicle	0	0	0	
		Theft of Motor Vehicle Parts/Accessories	0	0	0	
		All Other Larceny	0	0	0	
		Motor Vehicle Theft	0	0	0	
		Stolen Property Offenses	0	0	0	
		Crimes Against Society				
		Drug/Narcotic Violations	6	3	0	
		Drug Equipment Violations	0	0	0	
		Betting/Wagering	0	0	0	
		Operating/Promoting/Assisting Gambling	0	0	0	
		Gambling Equipment Violations	0	0	0	
		Sports Tampering	0	0	0	
		Pornography/Obscene Material	0	0	0	
		Prostitution	0	0	0	
		Assisting or Promoting Prostitution	0	0	0	
		Purchasing Prostitution	0	0	0	
		Weapon Law Violations	11	7	0	
		Animal Cruelty	0	0	0	
		Total Group A Offenses	41	16	0	
Group B Arrests						
Offense	Adult	Juvenile				
Bad Checks	0	0				
Curfew/Loitering/Vagrancy Violations	0	0				
Disorderly Conduct	0	0				
Driving Under the Influence	1	0				
Drunkenness	0	0				
Family Offenses (Nonviolent)	0	0				
Liquor Law Violations	0	0				
Peeping Tom	0	0				
Runaway	0	0				
Trespass of Real Property	0	0				
All Other Offenses	0	0				
Total Group B	1	0				

(*) Offenses are counted using the FBI Units of Count for Crime

(**) The 'Arrests' column shows arrests made for incidents during the selected period, regardless of arrest date. Arrest counts for the same period may change over time.

State Police - Covington - VA106SP00 - NIBRS Agency Crime Overview - 2018

2018 Population Estimate	N/A	Offenses (*)		Arrests (**)	
		Group A Offenses	Reported	Adult	Juvenile
Law Enforcement Employees		Crimes Against Persons			
Sworn Male	0	Murder and Nonnegligent Manslaughter	0	0	0
Sworn Female	0	Negligent Manslaughter	0	0	0
Civilian Male	0	Kidnapping/Abduction	0	0	0
Civilian Female	0	Forcible Rape	0	0	0
Total:	0	Forcible Sodomy	0	0	0
		Sexual Assault With An Object	0	0	0
		Forcible Fondling	0	0	0
Offense Overview		Incest	0	0	0
Incident Total	52	Statutory Rape	0	0	0
Offense Total	61	Aggravated Assault	5	0	0
Group A Crimes per 100,000 population	N/A	Simple Assault	0	0	0
		Intimidation	0	0	0
		Human Trafficking, Commercial Sex Acts	0	0	0
		Human Trafficking, Involuntary Servitude	0	0	0
Arrest Overview		Crimes Against Property			
Total Arrests	39	Arson	0	0	0
Adult Arrests	39	Bribery	0	0	0
Juvenile Arrests	0	Burglary/Breaking & Entering	0	0	0
Unknown Age	0	Counterfeiting/Forgery	0	0	0
Arrests per 100,000 population	N/A	Destruction/Damage/Vandalism of Property	0	0	0
		Embezzlement	0	0	0
		Extortion/Blackmail	1	0	0
		False Pretenses/Swindle/Confidence Game	5	1	0
		Credit Card/Automatic Teller Fraud	0	0	0
		Impersonation	0	0	0
		Welfare Fraud	0	0	0
		Wire Fraud	0	0	0
		Identity Theft	0	0	0
		Hacking/Computer Invasion	0	0	0
		Robbery	0	0	0
		Pocket-picking	0	0	0
		Purse-snatching	0	0	0
		Shoplifting	0	0	0
		Theft From Building	0	0	0
		Theft From Coin Operated Machine or Device	0	0	0
		Theft From Motor Vehicle	0	0	0
		Theft of Motor Vehicle Parts/Accessories	0	0	0
		All Other Larceny	2	0	0
		Motor Vehicle Theft	0	0	0
		Stolen Property Offenses	0	0	0
		Crimes Against Society			
		Drug/Narcotic Violations	44	38	0
		Drug Equipment Violations	0	0	0
		Betting/Wagering	0	0	0
		Operating/Promoting/Assisting Gambling	0	0	0
		Gambling Equipment Violations	0	0	0
		Sports Tampering	0	0	0
		Pornography/Obscene Material	0	0	0
		Prostitution	0	0	0
		Assisting or Promoting Prostitution	0	0	0
		Purchasing Prostitution	0	0	0
		Weapon Law Violations	4	0	0
		Animal Cruelty	0	0	0
		Total Group A Offenses	61	39	0

(*) Offenses are counted using the FBI Units of Count for Crime

(**) The 'Arrests' column shows arrests made for incidents during the selected period, regardless of arrest date. Arrest counts for the same period may change over time.

State Police - Craig CO - VA023SP00 - NIBRS Agency Crime Overview - 2018

2018 Population Estimate	N/A	Offenses (*)		Arrests (**)	
		Group A Offenses	Reported	Adult	Juvenile
Law Enforcement Employees		Crimes Against Persons			
Sworn Male	0	Murder and Nonnegligent Manslaughter	1	0	0
Sworn Female	0	Negligent Manslaughter	0	0	0
Civilian Male	0	Kidnapping/Abduction	0	0	0
Civilian Female	0	Forcible Rape	0	0	0
Total:	0	Forcible Sodomy	0	0	0
		Sexual Assault With An Object	0	0	0
		Forcible Fondling	3	0	0
Offense Overview		Incest	0	0	0
Incident Total	20	Statutory Rape	0	0	0
Offense Total	22	Aggravated Assault	1	0	0
Group A Crimes per 100,000 population	N/A	Simple Assault	0	0	0
		Intimidation	0	0	0
		Human Trafficking, Commercial Sex Acts	0	0	0
		Human Trafficking, Involuntary Servitude	0	0	0
Arrest Overview		Crimes Against Property			
Total Arrests	1	Arson	0	0	0
Adult Arrests	1	Bribery	0	0	0
Juvenile Arrests	0	Burglary/Breaking & Entering	1	0	0
Unknown Age	0	Counterfeiting/Forgery	0	0	0
Arrests per 100,000 population	N/A	Destruction/Damage/Vandalism of Property	0	0	0
		Embezzlement	0	0	0
		Extortion/Blackmail	0	0	0
		False Pretenses/Swindle/Confidence Game	3	0	0
		Credit Card/Automatic Teller Fraud	0	0	0
		Impersonation	0	0	0
		Welfare Fraud	0	0	0
		Wire Fraud	0	0	0
		Identity Theft	0	0	0
		Hacking/Computer Invasion	0	0	0
		Robbery	0	0	0
		Pocket-picking	0	0	0
		Purse-snatching	0	0	0
		Shoplifting	0	0	0
		Theft From Building	0	0	0
		Theft From Coin Operated Machine or Device	0	0	0
		Theft From Motor Vehicle	0	0	0
		Theft of Motor Vehicle Parts/Accessories	0	0	0
		All Other Larceny	2	0	0
		Motor Vehicle Theft	0	0	0
		Stolen Property Offenses	0	0	0
		Crimes Against Society			
		Drug/Narcotic Violations	8	1	0
		Drug Equipment Violations	0	0	0
		Betting/Wagering	0	0	0
		Operating/Promoting/Assisting Gambling	0	0	0
		Gambling Equipment Violations	0	0	0
		Sports Tampering	0	0	0
		Pornography/Obscene Material	1	0	0
		Prostitution	0	0	0
		Assisting or Promoting Prostitution	0	0	0
		Purchasing Prostitution	0	0	0
		Weapon Law Violations	2	0	0
		Animal Cruelty	0	0	0
		Total Group A Offenses	22	1	0

Group B Arrests	Adult	Juvenile
Bad Checks	0	0
Curfew/Loitering/Vagrancy Violations	0	0
Disorderly Conduct	0	0
Driving Under the Influence	0	0
Drunkenness	0	0
Family Offenses (Nonviolent)	0	0
Liquor Law Violations	0	0
Peeping Tom	0	0
Runaway	0	0
Trespass of Real Property	0	0
All Other Offenses	0	0
Total Group B	0	0

(*) Offenses are counted using the FBI Units of Count for Crime

(**) The 'Arrests' column shows arrests made for incidents during the selected period, regardless of arrest date. Arrest counts for the same period may change over time.

State Police - Culpeper CO - VA024SP00 - NIBRS Agency Crime Overview - 2018

2018 Population Estimate	N/A	Offenses (*)		Arrests (**)	
		Group A Offenses	Reported	Adult	Juvenile
Law Enforcement Employees		Crimes Against Persons			
Sworn Male	0	Murder and Nonnegligent Manslaughter	1	0	0
Sworn Female	0	Negligent Manslaughter	0	0	0
Civilian Male	0	Kidnapping/Abduction	0	0	0
Civilian Female	0	Forcible Rape	1	0	0
Total:	0	Forcible Sodomy	1	0	0
		Sexual Assault With An Object	0	0	0
		Forcible Fondling	1	0	0
Offense Overview		Incest	0	0	0
Incident Total	115	Statutory Rape	0	0	0
Offense Total	120	Aggravated Assault	1	1	0
Group A Crimes per 100,000 population	N/A	Simple Assault	3	2	0
		Intimidation	1	0	0
		Human Trafficking, Commercial Sex Acts	0	0	0
		Human Trafficking, Involuntary Servitude	0	0	0
Arrest Overview		Crimes Against Property			
Total Arrests	58	Arson	0	0	0
Adult Arrests	58	Bribery	0	0	0
Juvenile Arrests	0	Burglary/Breaking & Entering	0	0	0
Unknown Age	0	Counterfeiting/Forgery	3	2	0
Arrests per 100,000 population	N/A	Destruction/Damage/Vandalism of Property	0	0	0
		Embezzlement	0	0	0
		Extortion/Blackmail	0	0	0
		False Pretenses/Swindle/Confidence Game	11	5	0
		Credit Card/Automatic Teller Fraud	0	0	0
		Impersonation	0	0	0
		Welfare Fraud	1	0	0
		Wire Fraud	0	0	0
		Identity Theft	0	0	0
		Hacking/Computer Invasion	0	0	0
		Robbery	0	0	0
		Pocket-picking	0	0	0
		Purse-snatching	0	0	0
		Shoplifting	0	0	0
		Theft From Building	0	0	0
		Theft From Coin Operated Machine or Device	0	0	0
		Theft From Motor Vehicle	0	0	0
		Theft of Motor Vehicle Parts/Accessories	0	0	0
		All Other Larceny	4	0	0
		Motor Vehicle Theft	1	0	0
		Stolen Property Offenses	0	0	0
		Crimes Against Society			
		Drug/Narcotic Violations	87	24	0
		Drug Equipment Violations	1	0	0
		Betting/Wagering	0	0	0
		Operating/Promoting/Assisting Gambling	0	0	0
		Gambling Equipment Violations	0	0	0
		Sports Tampering	0	0	0
		Pornography/Obscene Material	1	0	0
		Prostitution	0	0	0
		Assisting or Promoting Prostitution	0	0	0
		Purchasing Prostitution	0	0	0
		Weapon Law Violations	2	0	0
		Animal Cruelty	0	0	0
		Total Group A Offenses	120	34	0
Group B Arrests					
Offense	Adult	Juvenile			
Bad Checks	0	0			
Curfew/Loitering/Vagrancy Violations	0	0			
Disorderly Conduct	0	0			
Driving Under the Influence	19	0			
Drunkenness	0	0			
Family Offenses (Nonviolent)	0	0			
Liquor Law Violations	0	0			
Peeping Tom	0	0			
Runaway	0	0			
Trespass of Real Property	0	0			
All Other Offenses	5	0			
Total Group B	24	0			

(*) Offenses are counted using the FBI Units of Count for Crime

(**) The 'Arrests' column shows arrests made for incidents during the selected period, regardless of arrest date. Arrest counts for the same period may change over time.

State Police - Cumberland CO - VA025SP00 - NIBRS Agency Crime Overview - 2018

2018 Population Estimate	N/A	Offenses (*)		Arrests (**)	
		Group A Offenses	Reported	Adult	Juvenile
Law Enforcement Employees		Crimes Against Persons			
Sworn Male	0	Murder and Nonnegligent Manslaughter	0	0	0
Sworn Female	0	Negligent Manslaughter	0	0	0
Civilian Male	0	Kidnapping/Abduction	0	0	0
Civilian Female	0	Forcible Rape	0	0	0
Total:	0	Forcible Sodomy	0	0	0
		Sexual Assault With An Object	0	0	0
		Forcible Fondling	5	0	0
Offense Overview		Incest	0	0	0
Incident Total	49	Statutory Rape	0	0	0
Offense Total	57	Aggravated Assault	1	0	0
Group A Crimes per 100,000 population	N/A	Simple Assault	0	0	0
		Intimidation	0	0	0
		Human Trafficking, Commercial Sex Acts	0	0	0
		Human Trafficking, Involuntary Servitude	0	0	0
Arrest Overview		Crimes Against Property			
Total Arrests	24	Arson	1	0	0
Adult Arrests	24	Bribery	0	0	0
Juvenile Arrests	0	Burglary/Breaking & Entering	1	0	0
Unknown Age	0	Counterfeiting/Forgery	0	0	0
Arrests per 100,000 population	N/A	Destruction/Damage/Vandalism of Property	1	0	0
		Embezzlement	0	0	0
		Extortion/Blackmail	0	0	0
		False Pretenses/Swindle/Confidence Game	3	0	0
		Credit Card/Automatic Teller Fraud	0	0	0
		Impersonation	2	0	0
		Welfare Fraud	0	0	0
		Wire Fraud	0	0	0
		Identity Theft	0	0	0
		Hacking/Computer Invasion	0	0	0
		Robbery	0	0	0
		Pocket-picking	0	0	0
		Purse-snatching	0	0	0
		Shoplifting	0	0	0
		Theft From Building	0	0	0
		Theft From Coin Operated Machine or Device	0	0	0
		Theft From Motor Vehicle	0	0	0
		Theft of Motor Vehicle Parts/Accessories	0	0	0
		All Other Larceny	1	0	0
		Motor Vehicle Theft	0	0	0
		Stolen Property Offenses	0	0	0
		Crimes Against Society			
		Drug/Narcotic Violations	39	16	0
		Drug Equipment Violations	1	0	0
		Betting/Wagering	0	0	0
		Operating/Promoting/Assisting Gambling	0	0	0
		Gambling Equipment Violations	0	0	0
		Sports Tampering	0	0	0
		Pornography/Obscene Material	0	0	0
		Prostitution	0	0	0
		Assisting or Promoting Prostitution	0	0	0
		Purchasing Prostitution	0	0	0
		Weapon Law Violations	2	0	0
		Animal Cruelty	0	0	0
		Total Group A Offenses	57	16	0

(*) Offenses are counted using the FBI Units of Count for Crime

(**) The 'Arrests' column shows arrests made for incidents during the selected period, regardless of arrest date. Arrest counts for the same period may change over time.

State Police - Danville - VA107SP00 - NIBRS Agency Crime Overview - 2018

2018 Population Estimate	N/A	Offenses (*)		Arrests (**)	
		Group A Offenses	Reported	Adult	Juvenile
Law Enforcement Employees		Crimes Against Persons			
Sworn Male	0	Murder and Nonnegligent Manslaughter	1	0	0
Sworn Female	0	Negligent Manslaughter	0	0	0
Civilian Male	0	Kidnapping/Abduction	0	0	0
Civilian Female	0	Forcible Rape	0	0	0
Total:	0	Forcible Sodomy	0	0	0
		Sexual Assault With An Object	0	0	0
		Forcible Fondling	0	0	0
Offense Overview		Incest	0	0	0
Incident Total	70	Statutory Rape	0	0	0
Offense Total	70	Aggravated Assault	0	0	0
Group A Crimes per 100,000 population	N/A	Simple Assault	1	0	0
		Intimidation	0	0	0
		Human Trafficking, Commercial Sex Acts	0	0	0
		Human Trafficking, Involuntary Servitude	0	0	0
Arrest Overview		Crimes Against Property			
Total Arrests	5	Arson	0	0	0
Adult Arrests	5	Bribery	0	0	0
Juvenile Arrests	0	Burglary/Breaking & Entering	0	0	0
Unknown Age	0	Counterfeiting/Forgery	0	0	0
Arrests per 100,000 population	N/A	Destruction/Damage/Vandalism of Property	0	0	0
		Embezzlement	0	0	0
		Extortion/Blackmail	0	0	0
		False Pretenses/Swindle/Confidence Game	58	1	0
		Credit Card/Automatic Teller Fraud	0	0	0
		Impersonation	0	0	0
		Welfare Fraud	0	0	0
		Wire Fraud	0	0	0
		Identity Theft	0	0	0
		Hacking/Computer Invasion	0	0	0
		Robbery	0	0	0
		Pocket-picking	0	0	0
		Purse-snatching	0	0	0
		Shoplifting	0	0	0
		Theft From Building	0	0	0
		Theft From Coin Operated Machine or Device	0	0	0
		Theft From Motor Vehicle	0	0	0
		Theft of Motor Vehicle Parts/Accessories	0	0	0
		All Other Larceny	0	0	0
		Motor Vehicle Theft	0	0	0
		Stolen Property Offenses	0	0	0
		Crimes Against Society			
		Drug/Narcotic Violations	9	3	0
		Drug Equipment Violations	0	0	0
		Betting/Wagering	0	0	0
		Operating/Promoting/Assisting Gambling	0	0	0
		Gambling Equipment Violations	0	0	0
		Sports Tampering	0	0	0
		Pornography/Obscene Material	0	0	0
		Prostitution	0	0	0
		Assisting or Promoting Prostitution	0	0	0
		Purchasing Prostitution	0	0	0
		Weapon Law Violations	1	0	0
		Animal Cruelty	0	0	0
		Total Group A Offenses	70	4	0

Group B Arrests	Adult	Juvenile
Bad Checks	0	0
Curfew/Loitering/Vagrancy Violations	0	0
Disorderly Conduct	0	0
Driving Under the Influence	0	0
Drunkenness	0	0
Family Offenses (Nonviolent)	0	0
Liquor Law Violations	1	0
Peeping Tom	0	0
Runaway	0	0
Trespass of Real Property	0	0
All Other Offenses	0	0
Total Group B	1	0

(*) Offenses are counted using the FBI Units of Count for Crime

(**) The 'Arrests' column shows arrests made for incidents during the selected period, regardless of arrest date. Arrest counts for the same period may change over time.

State Police - Dickenson CO - VA026SP00 - NIBRS Agency Crime Overview - 2018

2018 Population Estimate	N/A	Offenses (*)		Arrests (**)		
		Reported	Adult	Juvenile		
Law Enforcement Employees		Group A Offenses				
		Crimes Against Persons				
Sworn Male	0	Murder and Nonnegligent Manslaughter	0	0	0	
Sworn Female	0	Negligent Manslaughter	0	0	0	
Civilian Male	0	Kidnapping/Abduction	0	0	0	
Civilian Female	0	Forcible Rape	0	0	0	
Total:	0	Forcible Sodomy	0	0	0	
		Sexual Assault With An Object	0	0	0	
		Forcible Fondling	0	0	0	
Offense Overview		Incest	0	0	0	
Incident Total	18	Statutory Rape	0	0	0	
Offense Total	20	Aggravated Assault	1	0	0	
Group A Crimes per 100,000 population	N/A	Simple Assault	0	0	0	
		Intimidation	0	0	0	
		Human Trafficking, Commercial Sex Acts	0	0	0	
		Human Trafficking, Involuntary Servitude	0	0	0	
Arrest Overview		Crimes Against Property				
Total Arrests	19	Arson	2	0	0	
Adult Arrests	19	Bribery	0	0	0	
Juvenile Arrests	0	Burglary/Breaking & Entering	0	0	0	
Unknown Age	0	Counterfeiting/Forgery	1	1	0	
Arrests per 100,000 population	N/A	Destruction/Damage/Vandalism of Property	1	0	0	
		Embezzlement	0	0	0	
		Extortion/Blackmail	0	0	0	
		False Pretenses/Swindle/Confidence Game	3	2	0	
		Credit Card/Automatic Teller Fraud	0	0	0	
		Impersonation	0	0	0	
		Welfare Fraud	0	0	0	
		Wire Fraud	0	0	0	
		Identity Theft	0	0	0	
		Hacking/Computer Invasion	0	0	0	
		Robbery	0	0	0	
		Pocket-picking	0	0	0	
		Purse-snatching	0	0	0	
		Shoplifting	0	0	0	
		Theft From Building	0	0	0	
		Theft From Coin Operated Machine or Device	0	0	0	
		Theft From Motor Vehicle	0	0	0	
		Theft of Motor Vehicle Parts/Accessories	0	0	0	
		All Other Larceny	0	0	0	
		Motor Vehicle Theft	0	0	0	
		Stolen Property Offenses	0	0	0	
		Crimes Against Society				
		Drug/Narcotic Violations	11	5	0	
		Drug Equipment Violations	1	0	0	
		Betting/Wagering	0	0	0	
		Operating/Promoting/Assisting Gambling	0	0	0	
		Gambling Equipment Violations	0	0	0	
		Sports Tampering	0	0	0	
		Pornography/Obscene Material	0	0	0	
		Prostitution	0	0	0	
		Assisting or Promoting Prostitution	0	0	0	
		Purchasing Prostitution	0	0	0	
		Weapon Law Violations	0	0	0	
		Animal Cruelty	0	0	0	
		Total Group A Offenses	20	8	0	

Group B Arrests		
Offense	Adult	Juvenile
Bad Checks	0	0
Curfew/Loitering/Vagrancy Violations	0	0
Disorderly Conduct	0	0
Driving Under the Influence	9	0
Drunkenness	1	0
Family Offenses (Nonviolent)	0	0
Liquor Law Violations	1	0
Peeping Tom	0	0
Runaway	0	0
Trespass of Real Property	0	0
All Other Offenses	0	0
Total Group B	11	0

(*) Offenses are counted using the FBI Units of Count for Crime

(**) The 'Arrests' column shows arrests made for incidents during the selected period, regardless of arrest date. Arrest counts for the same period may change over time.

State Police - Dinwiddie CO - VA027SP00 - NIBRS Agency Crime Overview - 2018

2018 Population Estimate	N/A	Offenses (*)		Arrests (**)	
		Group A Offenses	Reported	Adult	Juvenile
Law Enforcement Employees		Crimes Against Persons			
Sworn Male	0	Murder and Nonnegligent Manslaughter	0	0	0
Sworn Female	0	Negligent Manslaughter	0	0	0
Civilian Male	0	Kidnapping/Abduction	0	0	0
Civilian Female	0	Forcible Rape	2	0	0
Total:	0	Forcible Sodomy	0	0	0
		Sexual Assault With An Object	0	0	0
		Forcible Fondling	3	0	0
Offense Overview		Incest	0	0	0
Incident Total	60	Statutory Rape	0	0	0
Offense Total	66	Aggravated Assault	10	0	0
Group A Crimes per 100,000 population	N/A	Simple Assault	21	2	0
		Intimidation	1	0	0
		Human Trafficking, Commercial Sex Acts	0	0	0
		Human Trafficking, Involuntary Servitude	0	0	0
Arrest Overview		Crimes Against Property			
Total Arrests	38	Arson	0	0	0
Adult Arrests	38	Bribery	0	0	0
Juvenile Arrests	0	Burglary/Breaking & Entering	0	0	0
Unknown Age	0	Counterfeiting/Forgery	1	1	0
Arrests per 100,000 population	N/A	Destruction/Damage/Vandalism of Property	0	0	0
		Embezzlement	0	0	0
		Extortion/Blackmail	0	0	0
		False Pretenses/Swindle/Confidence Game	3	1	0
		Credit Card/Automatic Teller Fraud	0	0	0
		Impersonation	0	0	0
		Welfare Fraud	0	0	0
		Wire Fraud	0	0	0
		Identity Theft	0	0	0
		Hacking/Computer Invasion	0	0	0
		Robbery	0	0	0
		Pocket-picking	0	0	0
		Purse-snatching	0	0	0
		Shoplifting	0	0	0
		Theft From Building	0	0	0
		Theft From Coin Operated Machine or Device	0	0	0
		Theft From Motor Vehicle	0	0	0
		Theft of Motor Vehicle Parts/Accessories	0	0	0
		All Other Larceny	1	0	0
		Motor Vehicle Theft	0	0	0
		Stolen Property Offenses	3	0	0
		Crimes Against Society			
		Drug/Narcotic Violations	20	9	0
		Drug Equipment Violations	0	0	0
		Betting/Wagering	0	0	0
		Operating/Promoting/Assisting Gambling	0	0	0
		Gambling Equipment Violations	0	0	0
		Sports Tampering	0	0	0
		Pornography/Obscene Material	0	0	0
		Prostitution	0	0	0
		Assisting or Promoting Prostitution	0	0	0
		Purchasing Prostitution	0	0	0
		Weapon Law Violations	1	0	0
		Animal Cruelty	0	0	0
		Total Group A Offenses	66	13	0
Group B Arrests					
Offense	Adult	Juvenile			
Bad Checks	0	0			
Curfew/Loitering/Vagrancy Violations	0	0			
Disorderly Conduct	0	0			
Driving Under the Influence	16	0			
Drunkenness	2	0			
Family Offenses (Nonviolent)	0	0			
Liquor Law Violations	1	0			
Peeping Tom	0	0			
Runaway	0	0			
Trespass of Real Property	0	0			
All Other Offenses	6	0			
Total Group B	25	0			

(*) Offenses are counted using the FBI Units of Count for Crime

(**) The 'Arrests' column shows arrests made for incidents during the selected period, regardless of arrest date. Arrest counts for the same period may change over time.

State Police - Emporia - VA040S100 - NIBRS Agency Crime Overview - 2018

2018 Population Estimate	N/A	Offenses (*)		Arrests (**)	
		Group A Offenses	Reported	Adult	Juvenile
Law Enforcement Employees		Crimes Against Persons			
Sworn Male	0	Murder and Nonnegligent Manslaughter	0	0	0
Sworn Female	0	Negligent Manslaughter	0	0	0
Civilian Male	0	Kidnapping/Abduction	0	0	0
Civilian Female	0	Forcible Rape	0	0	0
Total:	0	Forcible Sodomy	0	0	0
		Sexual Assault With An Object	0	0	0
		Forcible Fondling	0	0	0
Offense Overview		Incest	0	0	0
Incident Total	33	Statutory Rape	0	0	0
Offense Total	34	Aggravated Assault	0	0	0
Group A Crimes per 100,000 population	N/A	Simple Assault	0	0	0
		Intimidation	0	0	0
		Human Trafficking, Commercial Sex Acts	0	0	0
		Human Trafficking, Involuntary Servitude	0	0	0
Arrest Overview		Crimes Against Property			
Total Arrests	7	Arson	0	0	0
Adult Arrests	7	Bribery	0	0	0
Juvenile Arrests	0	Burglary/Breaking & Entering	0	0	0
Unknown Age	0	Counterfeiting/Forgery	0	0	0
Arrests per 100,000 population	N/A	Destruction/Damage/Vandalism of Property	0	0	0
		Embezzlement	0	0	0
		Extortion/Blackmail	0	0	0
		False Pretenses/Swindle/Confidence Game	4	1	0
		Credit Card/Automatic Teller Fraud	0	0	0
		Impersonation	0	0	0
		Welfare Fraud	0	0	0
		Wire Fraud	0	0	0
		Identity Theft	0	0	0
		Hacking/Computer Invasion	0	0	0
		Robbery	0	0	0
		Pocket-picking	0	0	0
		Purse-snatching	0	0	0
		Shoplifting	0	0	0
		Theft From Building	0	0	0
		Theft From Coin Operated Machine or Device	0	0	0
		Theft From Motor Vehicle	0	0	0
		Theft of Motor Vehicle Parts/Accessories	0	0	0
		All Other Larceny	0	0	0
		Motor Vehicle Theft	0	0	0
		Stolen Property Offenses	0	0	0
		Crimes Against Society			
		Drug/Narcotic Violations	28	2	0
		Drug Equipment Violations	0	0	0
		Betting/Wagering	0	0	0
		Operating/Promoting/Assisting Gambling	0	0	0
		Gambling Equipment Violations	1	0	0
		Sports Tampering	0	0	0
		Pornography/Obscene Material	0	0	0
		Prostitution	0	0	0
		Assisting or Promoting Prostitution	0	0	0
		Purchasing Prostitution	0	0	0
		Weapon Law Violations	1	1	0
		Animal Cruelty	0	0	0
		Total Group A Offenses	34	4	0

Group B Arrests	Adult	Juvenile
Bad Checks	0	0
Curfew/Loitering/Vagrancy Violations	0	0
Disorderly Conduct	0	0
Driving Under the Influence	0	0
Drunkenness	0	0
Family Offenses (Nonviolent)	0	0
Liquor Law Violations	0	0
Peeping Tom	0	0
Runaway	0	0
Trespass of Real Property	0	0
All Other Offenses	3	0
Total Group B	3	0

(*) Offenses are counted using the FBI Units of Count for Crime

(**) The 'Arrests' column shows arrests made for incidents during the selected period, regardless of arrest date. Arrest counts for the same period may change over time.

State Police - Essex CO - VA028SP00 - NIBRS Agency Crime Overview - 2018

2018 Population Estimate	N/A	Offenses (*)		
		Reported	Adult	Juvenile
Law Enforcement Employees		Group A Offenses		
		Crimes Against Persons		
Sworn Male	0	Murder and Nonnegligent Manslaughter	0	0
Sworn Female	0	Negligent Manslaughter	0	0
Civilian Male	0	Kidnapping/Abduction	0	0
Civilian Female	0	Forcible Rape	0	0
Total:	0	Forcible Sodomy	0	0
		Sexual Assault With An Object	0	0
		Forcible Fondling	0	0
Offense Overview		Incest	0	0
Incident Total	16	Statutory Rape	0	0
Offense Total	20	Aggravated Assault	1	2
Group A Crimes per 100,000 population	N/A	Simple Assault	1	1
		Intimidation	0	0
		Human Trafficking, Commercial Sex Acts	0	0
		Human Trafficking, Involuntary Servitude	0	0
Arrest Overview		Crimes Against Property		
Total Arrests	30	Arson	0	0
Adult Arrests	27	Bribery	0	0
Juvenile Arrests	3	Burglary/Breaking & Entering	0	0
Unknown Age	0	Counterfeiting/Forgery	0	0
Arrests per 100,000 population	N/A	Destruction/Damage/Vandalism of Property	1	1
		Embezzlement	0	0
		Extortion/Blackmail	0	0
		False Pretenses/Swindle/Confidence Game	0	0
		Credit Card/Automatic Teller Fraud	0	0
		Impersonation	0	0
		Welfare Fraud	0	0
		Wire Fraud	0	0
		Identity Theft	0	0
		Hacking/Computer Invasion	0	0
		Robbery	0	0
		Pocket-picking	0	0
		Purse-snatching	0	0
		Shoplifting	0	0
		Theft From Building	0	0
		Theft From Coin Operated Machine or Device	0	0
		Theft From Motor Vehicle	0	0
		Theft of Motor Vehicle Parts/Accessories	0	0
		All Other Larceny	1	0
		Motor Vehicle Theft	1	0
		Stolen Property Offenses	1	0
		Crimes Against Society		
		Drug/Narcotic Violations	12	10
		Drug Equipment Violations	1	0
		Betting/Wagering	0	0
		Operating/Promoting/Assisting Gambling	0	0
		Gambling Equipment Violations	0	0
		Sports Tampering	0	0
		Pornography/Obscene Material	0	0
		Prostitution	0	0
		Assisting or Promoting Prostitution	0	0
		Purchasing Prostitution	0	0
		Weapon Law Violations	1	0
		Animal Cruelty	0	0
		Total Group A Offenses	20	14
				1

Group B Arrests		
Offense	Adult	Juvenile
Bad Checks	0	0
Curfew/Loitering/Vagrancy Violations	0	0
Disorderly Conduct	1	0
Driving Under the Influence	9	1
Drunkenness	1	0
Family Offenses (Nonviolent)	0	0
Liquor Law Violations	0	1
Peeping Tom	0	0
Runaway	0	0
Trespass of Real Property	0	0
All Other Offenses	2	0
Total Group B	13	2

(*) Offenses are counted using the FBI Units of Count for Crime

(**) The 'Arrests' column shows arrests made for incidents during the selected period, regardless of arrest date. Arrest counts for the same period may change over time.

State Police - Fairfax - VA1075S00 - NIBRS Agency Crime Overview - 2018

2018 Population Estimate	N/A	Offenses (*)		Arrests (**)	
		Group A Offenses	Reported	Adult	Juvenile
Law Enforcement Employees		Crimes Against Persons			
Sworn Male	0	Murder and Nonnegligent Manslaughter	0	0	0
Sworn Female	0	Negligent Manslaughter	0	0	0
Civilian Male	0	Kidnapping/Abduction	0	0	0
Civilian Female	0	Forcible Rape	0	0	0
Total:	0	Forcible Sodomy	0	0	0
		Sexual Assault With An Object	0	0	0
		Forcible Fondling	0	0	0
Offense Overview		Incest	0	0	0
Incident Total	3	Statutory Rape	0	0	0
Offense Total	3	Aggravated Assault	0	0	0
Group A Crimes per 100,000 population	N/A	Simple Assault	0	0	0
		Intimidation	0	0	0
		Human Trafficking, Commercial Sex Acts	0	0	0
		Human Trafficking, Involuntary Servitude	0	0	0
Arrest Overview		Crimes Against Property			
Total Arrests	0	Arson	1	0	0
Adult Arrests	0	Bribery	0	0	0
Juvenile Arrests	0	Burglary/Breaking & Entering	0	0	0
Unknown Age	0	Counterfeiting/Forgery	0	0	0
Arrests per 100,000 population	N/A	Destruction/Damage/Vandalism of Property	0	0	0
		Embezzlement	0	0	0
		Extortion/Blackmail	0	0	0
		False Pretenses/Swindle/Confidence Game	2	0	0
		Credit Card/Automatic Teller Fraud	0	0	0
		Impersonation	0	0	0
		Welfare Fraud	0	0	0
		Wire Fraud	0	0	0
		Identity Theft	0	0	0
		Hacking/Computer Invasion	0	0	0
		Robbery	0	0	0
		Pocket-picking	0	0	0
		Purse-snatching	0	0	0
		Shoplifting	0	0	0
		Theft From Building	0	0	0
		Theft From Coin Operated Machine or Device	0	0	0
		Theft From Motor Vehicle	0	0	0
		Theft of Motor Vehicle Parts/Accessories	0	0	0
		All Other Larceny	0	0	0
		Motor Vehicle Theft	0	0	0
		Stolen Property Offenses	0	0	0
		Crimes Against Society			
		Drug/Narcotic Violations	0	0	0
		Drug Equipment Violations	0	0	0
		Betting/Wagering	0	0	0
		Operating/Promoting/Assisting Gambling	0	0	0
		Gambling Equipment Violations	0	0	0
		Sports Tampering	0	0	0
		Pornography/Obscene Material	0	0	0
		Prostitution	0	0	0
		Assisting or Promoting Prostitution	0	0	0
		Purchasing Prostitution	0	0	0
		Weapon Law Violations	0	0	0
		Animal Cruelty	0	0	0
		Total Group A Offenses	3	0	0

(*) Offenses are counted using the FBI Units of Count for Crime

(**) The 'Arrests' column shows arrests made for incidents during the selected period, regardless of arrest date. Arrest counts for the same period may change over time.

State Police - Fairfax CO - VA029SP00 - NIBRS Agency Crime Overview - 2018

2018 Population Estimate	N/A	Offenses (*)		Arrests (**)	
		Group A Offenses	Reported	Adult	Juvenile
Law Enforcement Employees		Crimes Against Persons			
Sworn Male	0	Murder and Nonnegligent Manslaughter	0	0	0
Sworn Female	0	Negligent Manslaughter	0	0	0
Civilian Male	0	Kidnapping/Abduction	2	0	0
Civilian Female	0	Forcible Rape	0	0	0
Total:	0	Forcible Sodomy	0	0	0
		Sexual Assault With An Object	0	0	0
		Forcible Fondling	3	0	0
Offense Overview		Incest	0	0	0
Incident Total	399	Statutory Rape	0	0	0
Offense Total	446	Aggravated Assault	18	4	0
Group A Crimes per 100,000 population	N/A	Simple Assault	53	21	0
		Intimidation	2	0	0
		Human Trafficking, Commercial Sex Acts	0	0	0
		Human Trafficking, Involuntary Servitude	0	0	0
Arrest Overview		Crimes Against Property			
Total Arrests	546	Arson	0	0	0
Adult Arrests	544	Bribery	0	0	0
Juvenile Arrests	2	Burglary/Breaking & Entering	2	0	0
Unknown Age	0	Counterfeiting/Forgery	10	3	0
Arrests per 100,000 population	N/A	Destruction/Damage/Vandalism of Property	9	2	0
		Embezzlement	0	0	0
		Extortion/Blackmail	0	0	0
		False Pretenses/Swindle/Confidence Game	61	14	0
		Credit Card/Automatic Teller Fraud	1	0	0
		Impersonation	14	6	0
		Welfare Fraud	0	0	0
		Wire Fraud	0	0	0
		Identity Theft	0	0	0
		Hacking/Computer Invasion	0	0	0
		Robbery	0	0	0
		Pocket-picking	0	0	0
		Purse-snatching	0	0	0
		Shoplifting	0	0	0
		Theft From Building	0	0	0
		Theft From Coin Operated Machine or Device	0	0	0
		Theft From Motor Vehicle	0	0	0
		Theft of Motor Vehicle Parts/Accessories	0	0	0
		All Other Larceny	5	1	0
		Motor Vehicle Theft	4	2	0
		Stolen Property Offenses	6	3	0
		Crimes Against Society			
		Drug/Narcotic Violations	228	186	1
		Drug Equipment Violations	7	0	0
		Betting/Wagering	0	0	0
		Operating/Promoting/Assisting Gambling	0	0	0
		Gambling Equipment Violations	0	0	0
		Sports Tampering	0	0	0
		Pornography/Obscene Material	1	0	0
		Prostitution	0	0	0
		Assisting or Promoting Prostitution	0	0	0
		Purchasing Prostitution	0	0	0
		Weapon Law Violations	20	0	0
		Animal Cruelty	0	0	0
		Total Group A Offenses	446	242	1
Group B Arrests					
Offense	Adult	Juvenile			
Bad Checks	0	0			
Curfew/Loitering/Vagrancy Violations	0	0			
Disorderly Conduct	2	0			
Driving Under the Influence	243	0			
Drunkenness	12	0			
Family Offenses (Nonviolent)	0	0			
Liquor Law Violations	5	0			
Peeping Tom	0	0			
Runaway	0	0			
Trespass of Real Property	0	0			
All Other Offenses	40	1			
Total Group B	302	1			

(*) Offenses are counted using the FBI Units of Count for Crime

(**) The 'Arrests' column shows arrests made for incidents during the selected period, regardless of arrest date. Arrest counts for the same period may change over time.

State Police - Falls Church - VA108SP00 - NIBRS Agency Crime Overview - 2018

2018 Population Estimate	N/A	Offenses (*)		Arrests (**)		
		Reported	Adult	Juvenile		
Law Enforcement Employees		Group A Offenses				
		Crimes Against Persons				
Sworn Male	0	Murder and Nonnegligent Manslaughter	0	0	0	
Sworn Female	0	Negligent Manslaughter	0	0	0	
Civilian Male	0	Kidnapping/Abduction	0	0	0	
Civilian Female	0	Forcible Rape	0	0	0	
Total:	0	Forcible Sodomy	0	0	0	
		Sexual Assault With An Object	0	0	0	
		Forcible Fondling	0	0	0	
Offense Overview		Incest	0	0	0	
Incident Total	4	Statutory Rape	0	0	0	
Offense Total	4	Aggravated Assault	0	0	0	
Group A Crimes per 100,000 population	N/A	Simple Assault	0	0	0	
		Intimidation	0	0	0	
		Human Trafficking, Commercial Sex Acts	0	0	0	
		Human Trafficking, Involuntary Servitude	0	0	0	
Arrest Overview		Crimes Against Property				
Total Arrests	2	Arson	0	0	0	
Adult Arrests	2	Bribery	0	0	0	
Juvenile Arrests	0	Burglary/Breaking & Entering	0	0	0	
Unknown Age	0	Counterfeiting/Forgery	0	0	0	
Arrests per 100,000 population	N/A	Destruction/Damage/Vandalism of Property	0	0	0	
		Embezzlement	0	0	0	
		Extortion/Blackmail	0	0	0	
		False Pretenses/Swindle/Confidence Game	1	1	0	
		Credit Card/Automatic Teller Fraud	0	0	0	
		Impersonation	0	0	0	
		Welfare Fraud	0	0	0	
		Wire Fraud	0	0	0	
		Identity Theft	0	0	0	
		Hacking/Computer Invasion	0	0	0	
		Robbery	0	0	0	
		Pocket-picking	0	0	0	
		Purse-snatching	0	0	0	
		Shoplifting	0	0	0	
		Theft From Building	0	0	0	
		Theft From Coin Operated Machine or Device	0	0	0	
		Theft From Motor Vehicle	0	0	0	
		Theft of Motor Vehicle Parts/Accessories	0	0	0	
		All Other Larceny	0	0	0	
		Motor Vehicle Theft	0	0	0	
		Stolen Property Offenses	0	0	0	
		Crimes Against Society				
		Drug/Narcotic Violations	1	0	0	
		Drug Equipment Violations	0	0	0	
		Betting/Wagering	0	0	0	
		Operating/Promoting/Assisting Gambling	0	0	0	
		Gambling Equipment Violations	0	0	0	
		Sports Tampering	0	0	0	
		Pornography/Obscene Material	2	1	0	
		Prostitution	0	0	0	
		Assisting or Promoting Prostitution	0	0	0	
		Purchasing Prostitution	0	0	0	
		Weapon Law Violations	0	0	0	
		Animal Cruelty	0	0	0	
		Total Group A Offenses	4	2	0	

Group B Arrests		
Offense	Adult	Juvenile
Bad Checks	0	0
Curfew/Loitering/Vagrancy Violations	0	0
Disorderly Conduct	0	0
Driving Under the Influence	0	0
Drunkenness	0	0
Family Offenses (Nonviolent)	0	0
Liquor Law Violations	0	0
Peeping Tom	0	0
Runaway	0	0
Trespass of Real Property	0	0
All Other Offenses	0	0
Total Group B	0	0

(*) Offenses are counted using the FBI Units of Count for Crime

(**) The 'Arrests' column shows arrests made for incidents during the selected period, regardless of arrest date. Arrest counts for the same period may change over time.

State Police - Fauquier CO - VA030SP00 - NIBRS Agency Crime Overview - 2018

2018 Population Estimate	N/A	Offenses (*)		Arrests (**)	
		Group A Offenses	Reported	Adult	Juvenile
Law Enforcement Employees		Crimes Against Persons			
Sworn Male	0	Murder and Nonnegligent Manslaughter	0	0	0
Sworn Female	0	Negligent Manslaughter	1	0	0
Civilian Male	0	Kidnapping/Abduction	0	0	0
Civilian Female	0	Forcible Rape	0	0	0
Total:	0	Forcible Sodomy	0	0	0
		Sexual Assault With An Object	0	0	0
		Forcible Fondling	1	0	0
Offense Overview		Incest	0	0	0
Incident Total	82	Statutory Rape	0	0	0
Offense Total	95	Aggravated Assault	4	3	0
Group A Crimes per 100,000 population	N/A	Simple Assault	3	2	0
		Intimidation	0	0	0
		Human Trafficking, Commercial Sex Acts	0	0	0
		Human Trafficking, Involuntary Servitude	0	0	0
Arrest Overview		Crimes Against Property			
Total Arrests	78	Arson	0	0	0
Adult Arrests	77	Bribery	0	0	0
Juvenile Arrests	1	Burglary/Breaking & Entering	0	0	0
Unknown Age	0	Counterfeiting/Forgery	1	1	0
Arrests per 100,000 population	N/A	Destruction/Damage/Vandalism of Property	1	0	0
		Embezzlement	0	0	0
		Extortion/Blackmail	0	0	0
		False Pretenses/Swindle/Confidence Game	13	5	0
		Credit Card/Automatic Teller Fraud	1	0	0
		Impersonation	1	0	0
		Welfare Fraud	0	0	0
		Wire Fraud	0	0	0
		Identity Theft	0	0	0
		Hacking/Computer Invasion	0	0	0
		Robbery	0	0	0
		Pocket-picking	0	0	0
		Purse-snatching	0	0	0
		Shoplifting	0	0	0
		Theft From Building	0	0	0
		Theft From Coin Operated Machine or Device	0	0	0
		Theft From Motor Vehicle	0	0	0
		Theft of Motor Vehicle Parts/Accessories	0	0	0
		All Other Larceny	4	1	0
		Motor Vehicle Theft	4	0	0
		Stolen Property Offenses	2	2	0
		Crimes Against Society			
		Drug/Narcotic Violations	48	32	1
		Drug Equipment Violations	1	0	0
		Betting/Wagering	0	0	0
		Operating/Promoting/Assisting Gambling	0	0	0
		Gambling Equipment Violations	0	0	0
		Sports Tampering	0	0	0
		Pornography/Obscene Material	4	1	0
		Prostitution	0	0	0
		Assisting or Promoting Prostitution	0	0	0
		Purchasing Prostitution	0	0	0
		Weapon Law Violations	5	2	0
		Animal Cruelty	0	0	0
		Total Group A Offenses	95	49	1
Group B Arrests					
Offense	Adult	Juvenile			
Bad Checks	0	0			
Curfew/Loitering/Vagrancy Violations	0	0			
Disorderly Conduct	0	0			
Driving Under the Influence	22	0			
Drunkenness	1	0			
Family Offenses (Nonviolent)	0	0			
Liquor Law Violations	1	0			
Peeping Tom	0	0			
Runaway	0	0			
Trespass of Real Property	0	0			
All Other Offenses	4	0			
Total Group B	28	0			

(*) Offenses are counted using the FBI Units of Count for Crime

(**) The 'Arrests' column shows arrests made for incidents during the selected period, regardless of arrest date. Arrest counts for the same period may change over time.

State Police - Floyd CO - VA031SP00 - NIBRS Agency Crime Overview - 2018

2018 Population Estimate	N/A	Offenses (*)		Arrests (**)	
		Group A Offenses	Reported	Adult	Juvenile
Law Enforcement Employees		Crimes Against Persons			
Sworn Male	0	Murder and Nonnegligent Manslaughter	0	0	0
Sworn Female	0	Negligent Manslaughter	0	0	0
Civilian Male	0	Kidnapping/Abduction	0	0	0
Civilian Female	0	Forcible Rape	0	0	0
Total:	0	Forcible Sodomy	0	0	0
		Sexual Assault With An Object	0	0	0
		Forcible Fondling	1	0	0
Offense Overview		Incest	0	0	0
Incident Total	33	Statutory Rape	0	0	0
Offense Total	36	Aggravated Assault	1	0	0
Group A Crimes per 100,000 population	N/A	Simple Assault	1	0	0
		Intimidation	0	0	0
		Human Trafficking, Commercial Sex Acts	0	0	0
		Human Trafficking, Involuntary Servitude	0	0	0
Arrest Overview		Crimes Against Property			
Total Arrests	21	Arson	0	0	0
Adult Arrests	21	Bribery	0	0	0
Juvenile Arrests	0	Burglary/Breaking & Entering	0	0	0
Unknown Age	0	Counterfeiting/Forgery	1	0	0
Arrests per 100,000 population	N/A	Destruction/Damage/Vandalism of Property	0	0	0
		Embezzlement	0	0	0
		Extortion/Blackmail	1	0	0
		False Pretenses/Swindle/Confidence Game	0	0	0
		Credit Card/Automatic Teller Fraud	0	0	0
		Impersonation	0	0	0
		Welfare Fraud	0	0	0
		Wire Fraud	0	0	0
		Identity Theft	0	0	0
		Hacking/Computer Invasion	0	0	0
		Robbery	0	0	0
		Pocket-picking	0	0	0
		Purse-snatching	0	0	0
		Shoplifting	0	0	0
		Theft From Building	0	0	0
		Theft From Coin Operated Machine or Device	0	0	0
		Theft From Motor Vehicle	0	0	0
		Theft of Motor Vehicle Parts/Accessories	0	0	0
		All Other Larceny	1	1	0
		Motor Vehicle Theft	0	0	0
		Stolen Property Offenses	1	1	0
		Crimes Against Society			
		Drug/Narcotic Violations	22	5	0
		Drug Equipment Violations	2	0	0
		Betting/Wagering	0	0	0
		Operating/Promoting/Assisting Gambling	0	0	0
		Gambling Equipment Violations	0	0	0
		Sports Tampering	0	0	0
		Pornography/Obscene Material	4	0	0
		Prostitution	0	0	0
		Assisting or Promoting Prostitution	0	0	0
		Purchasing Prostitution	0	0	0
		Weapon Law Violations	0	0	0
		Animal Cruelty	0	0	0
		Total Group A Offenses	36	7	0
Group B Arrests					
Offense	Adult	Juvenile			
Bad Checks	0	0			
Curfew/Loitering/Vagrancy Violations	0	0			
Disorderly Conduct	0	0			
Driving Under the Influence	11	0			
Drunkenness	0	0			
Family Offenses (Nonviolent)	0	0			
Liquor Law Violations	0	0			
Peeping Tom	0	0			
Runaway	0	0			
Trespass of Real Property	1	0			
All Other Offenses	2	0			
Total Group B	14	0			

(*) Offenses are counted using the FBI Units of Count for Crime

(**) The 'Arrests' column shows arrests made for incidents during the selected period, regardless of arrest date. Arrest counts for the same period may change over time.

State Police - Fluvanna CO - VA032SP00 - NIBRS Agency Crime Overview - 2018

2018 Population Estimate	N/A	Offenses (*)		Arrests (**)		
		Reported	Adult	Juvenile		
Law Enforcement Employees		Group A Offenses				
		Crimes Against Persons				
Sworn Male	0	Murder and Nonnegligent Manslaughter	0	0	0	
Sworn Female	0	Negligent Manslaughter	0	0	0	
Civilian Male	0	Kidnapping/Abduction	0	0	0	
Civilian Female	0	Forcible Rape	0	0	0	
Total:	0	Forcible Sodomy	0	0	0	
		Sexual Assault With An Object	0	0	0	
		Forcible Fondling	0	0	0	
Offense Overview		Incest	0	0	0	
Incident Total	14	Statutory Rape	0	0	0	
Offense Total	14	Aggravated Assault	0	0	0	
Group A Crimes per 100,000 population	N/A	Simple Assault	0	0	0	
		Intimidation	0	0	0	
		Human Trafficking, Commercial Sex Acts	0	0	0	
		Human Trafficking, Involuntary Servitude	0	0	0	
Arrest Overview		Crimes Against Property				
Total Arrests	19	Arson	0	0	0	
Adult Arrests	19	Bribery	0	0	0	
Juvenile Arrests	0	Burglary/Breaking & Entering	0	0	0	
Unknown Age	0	Counterfeiting/Forgery	2	2	0	
Arrests per 100,000 population	N/A	Destruction/Damage/Vandalism of Property	1	0	0	
		Embezzlement	0	0	0	
		Extortion/Blackmail	0	0	0	
		False Pretenses/Swindle/Confidence Game	1	0	0	
		Credit Card/Automatic Teller Fraud	0	0	0	
		Impersonation	0	0	0	
		Welfare Fraud	0	0	0	
		Wire Fraud	0	0	0	
		Identity Theft	0	0	0	
		Hacking/Computer Invasion	0	0	0	
		Robbery	0	0	0	
		Pocket-picking	0	0	0	
		Purse-snatching	0	0	0	
		Shoplifting	0	0	0	
		Theft From Building	0	0	0	
		Theft From Coin Operated Machine or Device	0	0	0	
		Theft From Motor Vehicle	0	0	0	
		Theft of Motor Vehicle Parts/Accessories	0	0	0	
		All Other Larceny	0	0	0	
		Motor Vehicle Theft	0	0	0	
		Stolen Property Offenses	0	0	0	
		Crimes Against Society				
		Drug/Narcotic Violations	9	6	0	
		Drug Equipment Violations	0	0	0	
		Betting/Wagering	0	0	0	
		Operating/Promoting/Assisting Gambling	0	0	0	
		Gambling Equipment Violations	0	0	0	
		Sports Tampering	0	0	0	
		Pornography/Obscene Material	0	0	0	
		Prostitution	0	0	0	
		Assisting or Promoting Prostitution	0	0	0	
		Purchasing Prostitution	0	0	0	
		Weapon Law Violations	1	0	0	
		Animal Cruelty	0	0	0	
		Total Group A Offenses	14	8	0	

Group B Arrests		
Offense	Adult	Juvenile
Bad Checks	0	0
Curfew/Loitering/Vagrancy Violations	0	0
Disorderly Conduct	0	0
Driving Under the Influence	10	0
Drunkenness	0	0
Family Offenses (Nonviolent)	0	0
Liquor Law Violations	0	0
Peeping Tom	0	0
Runaway	0	0
Trespass of Real Property	0	0
All Other Offenses	1	0
Total Group B	11	0

(*) Offenses are counted using the FBI Units of Count for Crime

(**) The 'Arrests' column shows arrests made for incidents during the selected period, regardless of arrest date. Arrest counts for the same period may change over time.

State Police - Franklin - VA1085S00 - NIBRS Agency Crime Overview - 2018

2018 Population Estimate	N/A	Offenses (*)		Arrests (**)		
		Reported	Adult	Juvenile		
Law Enforcement Employees		Group A Offenses				
		Crimes Against Persons				
Sworn Male	0	Murder and Nonnegligent Manslaughter	0	0	0	
Sworn Female	0	Negligent Manslaughter	0	0	0	
Civilian Male	0	Kidnapping/Abduction	0	0	0	
Civilian Female	0	Forcible Rape	0	0	0	
Total:	0	Forcible Sodomy	0	0	0	
		Sexual Assault With An Object	0	0	0	
		Forcible Fondling	0	0	0	
Offense Overview		Incest	0	0	0	
Incident Total	6	Statutory Rape	0	0	0	
Offense Total	8	Aggravated Assault	0	0	0	
Group A Crimes per 100,000 population	N/A	Simple Assault	0	0	0	
		Intimidation	0	0	0	
		Human Trafficking, Commercial Sex Acts	0	0	0	
		Human Trafficking, Involuntary Servitude	0	0	0	
Arrest Overview		Crimes Against Property				
Total Arrests	6	Arson	1	0	0	
Adult Arrests	6	Bribery	0	0	0	
Juvenile Arrests	0	Burglary/Breaking & Entering	0	0	0	
Unknown Age	0	Counterfeiting/Forgery	1	0	0	
Arrests per 100,000 population	N/A	Destruction/Damage/Vandalism of Property	0	0	0	
		Embezzlement	0	0	0	
		Extortion/Blackmail	0	0	0	
		False Pretenses/Swindle/Confidence Game	4	3	0	
		Credit Card/Automatic Teller Fraud	0	0	0	
		Impersonation	0	0	0	
		Welfare Fraud	0	0	0	
		Wire Fraud	0	0	0	
		Identity Theft	0	0	0	
		Hacking/Computer Invasion	0	0	0	
		Robbery	0	0	0	
		Pocket-picking	0	0	0	
		Purse-snatching	0	0	0	
		Shoplifting	0	0	0	
		Theft From Building	0	0	0	
		Theft From Coin Operated Machine or Device	0	0	0	
		Theft From Motor Vehicle	0	0	0	
		Theft of Motor Vehicle Parts/Accessories	0	0	0	
		All Other Larceny	0	0	0	
		Motor Vehicle Theft	0	0	0	
		Stolen Property Offenses	0	0	0	
		Crimes Against Society				
		Drug/Narcotic Violations	1	0	0	
		Drug Equipment Violations	0	0	0	
		Betting/Wagering	0	0	0	
		Operating/Promoting/Assisting Gambling	0	0	0	
		Gambling Equipment Violations	0	0	0	
		Sports Tampering	0	0	0	
		Pornography/Obscene Material	0	0	0	
		Prostitution	0	0	0	
		Assisting or Promoting Prostitution	0	0	0	
		Purchasing Prostitution	0	0	0	
		Weapon Law Violations	1	0	0	
		Animal Cruelty	0	0	0	
		Total Group A Offenses	8	3	0	
Group B Arrests						
Offense	Adult	Juvenile				
Bad Checks	0	0				
Curfew/Loitering/Vagrancy Violations	0	0				
Disorderly Conduct	0	0				
Driving Under the Influence	1	0				
Drunkenness	0	0				
Family Offenses (Nonviolent)	0	0				
Liquor Law Violations	0	0				
Peeping Tom	0	0				
Runaway	0	0				
Trespass of Real Property	0	0				
All Other Offenses	2	0				
Total Group B	3	0				

(*) Offenses are counted using the FBI Units of Count for Crime

(**) The 'Arrests' column shows arrests made for incidents during the selected period, regardless of arrest date. Arrest counts for the same period may change over time.

State Police - Franklin CO - VA033SP00 - NIBRS Agency Crime Overview - 2018

2018 Population Estimate	N/A	Offenses (*)		Arrests (**)		
		Reported	Adult	Juvenile		
Law Enforcement Employees		Group A Offenses				
		Crimes Against Persons				
Sworn Male	0	Murder and Nonnegligent Manslaughter	0	0	0	
Sworn Female	0	Negligent Manslaughter	0	0	0	
Civilian Male	0	Kidnapping/Abduction	0	0	0	
Civilian Female	0	Forcible Rape	0	0	0	
Total:	0	Forcible Sodomy	0	0	0	
		Sexual Assault With An Object	0	0	0	
		Forcible Fondling	0	0	0	
Offense Overview		Incest	0	0	0	
Incident Total	55	Statutory Rape	0	0	0	
Offense Total	59	Aggravated Assault	0	0	0	
Group A Crimes per 100,000 population	N/A	Simple Assault	3	1	0	
		Intimidation	2	0	0	
		Human Trafficking, Commercial Sex Acts	0	0	0	
		Human Trafficking, Involuntary Servitude	0	0	0	
Arrest Overview		Crimes Against Property				
Total Arrests	61	Arson	0	0	0	
Adult Arrests	60	Bribery	0	0	0	
Juvenile Arrests	1	Burglary/Breaking & Entering	1	0	0	
Unknown Age	0	Counterfeiting/Forgery	2	1	0	
Arrests per 100,000 population	N/A	Destruction/Damage/Vandalism of Property	2	0	0	
		Embezzlement	0	0	0	
		Extortion/Blackmail	0	0	0	
		False Pretenses/Swindle/Confidence Game	8	1	0	
		Credit Card/Automatic Teller Fraud	0	0	0	
		Impersonation	0	0	0	
		Welfare Fraud	0	0	0	
		Wire Fraud	0	0	0	
		Identity Theft	0	0	0	
		Hacking/Computer Invasion	0	0	0	
		Robbery	1	0	0	
		Pocket-picking	0	0	0	
		Purse-snatching	0	0	0	
		Shoplifting	0	0	0	
		Theft From Building	0	0	0	
		Theft From Coin Operated Machine or Device	0	0	0	
		Theft From Motor Vehicle	0	0	0	
		Theft of Motor Vehicle Parts/Accessories	0	0	0	
		All Other Larceny	1	0	0	
		Motor Vehicle Theft	1	0	0	
		Stolen Property Offenses	2	1	0	
		Crimes Against Society				
		Drug/Narcotic Violations	29	14	1	
		Drug Equipment Violations	2	0	0	
		Betting/Wagering	0	0	0	
		Operating/Promoting/Assisting Gambling	0	0	0	
		Gambling Equipment Violations	0	0	0	
		Sports Tampering	0	0	0	
		Pornography/Obscene Material	2	0	0	
		Prostitution	0	0	0	
		Assisting or Promoting Prostitution	1	0	0	
		Purchasing Prostitution	0	0	0	
		Weapon Law Violations	2	0	0	
		Animal Cruelty	0	0	0	
		Total Group A Offenses	59	18	1	
Group B Arrests						
Offense	Adult	Juvenile				
Bad Checks	0	0				
Curfew/Loitering/Vagrancy Violations	0	0				
Disorderly Conduct	0	0				
Driving Under the Influence	31	0				
Drunkenness	2	0				
Family Offenses (Nonviolent)	0	0				
Liquor Law Violations	1	0				
Peeping Tom	0	0				
Runaway	0	0				
Trespass of Real Property	0	0				
All Other Offenses	8	0				
Total Group B	42	0				

(*) Offenses are counted using the FBI Units of Count for Crime

(**) The 'Arrests' column shows arrests made for incidents during the selected period, regardless of arrest date. Arrest counts for the same period may change over time.

State Police - Frederick CO - VA034SP00 - NIBRS Agency Crime Overview - 2018

2018 Population Estimate	N/A	Offenses (*)		Arrests (**)	
		Group A Offenses	Reported	Adult	Juvenile
Law Enforcement Employees		Crimes Against Persons			
Sworn Male	0	Murder and Nonnegligent Manslaughter	0	0	0
Sworn Female	0	Negligent Manslaughter	0	0	0
Civilian Male	0	Kidnapping/Abduction	0	0	0
Civilian Female	0	Forcible Rape	0	0	0
Total:	0	Forcible Sodomy	0	0	0
		Sexual Assault With An Object	0	0	0
		Forcible Fondling	0	0	0
Offense Overview		Incest	0	0	0
Incident Total	216	Statutory Rape	0	0	0
Offense Total	231	Aggravated Assault	2	2	0
Group A Crimes per 100,000 population	N/A	Simple Assault	4	3	1
		Intimidation	0	0	0
		Human Trafficking, Commercial Sex Acts	0	0	0
		Human Trafficking, Involuntary Servitude	0	0	0
Arrest Overview		Crimes Against Property			
Total Arrests	156	Arson	0	0	0
Adult Arrests	154	Bribery	1	1	0
Juvenile Arrests	2	Burglary/Breaking & Entering	0	0	0
Unknown Age	0	Counterfeiting/Forgery	6	3	0
Arrests per 100,000 population	N/A	Destruction/Damage/Vandalism of Property	6	0	0
		Embezzlement	0	0	0
		Extortion/Blackmail	0	0	0
		False Pretenses/Swindle/Confidence Game	27	2	0
		Credit Card/Automatic Teller Fraud	0	0	0
		Impersonation	4	2	0
		Welfare Fraud	0	0	0
		Wire Fraud	0	0	0
		Identity Theft	0	0	0
		Hacking/Computer Invasion	0	0	0
		Robbery	0	0	0
		Pocket-picking	0	0	0
		Purse-snatching	0	0	0
		Shoplifting	0	0	0
		Theft From Building	0	0	0
		Theft From Coin Operated Machine or Device	0	0	0
		Theft From Motor Vehicle	0	0	0
		Theft of Motor Vehicle Parts/Accessories	0	0	0
		All Other Larceny	6	0	0
		Motor Vehicle Theft	3	1	0
		Stolen Property Offenses	2	0	0
		Crimes Against Society			
		Drug/Narcotic Violations	161	66	1
		Drug Equipment Violations	3	0	0
		Betting/Wagering	0	0	0
		Operating/Promoting/Assisting Gambling	0	0	0
		Gambling Equipment Violations	0	0	0
		Sports Tampering	0	0	0
		Pornography/Obscene Material	1	1	0
		Prostitution	0	0	0
		Assisting or Promoting Prostitution	0	0	0
		Purchasing Prostitution	0	0	0
		Weapon Law Violations	5	1	0
		Animal Cruelty	0	0	0
		Total Group A Offenses	231	82	2
Group B Arrests					
Offense	Adult	Juvenile			
Bad Checks	0	0			
Curfew/Loitering/Vagrancy Violations	0	0			
Disorderly Conduct	0	0			
Driving Under the Influence	40	0			
Drunkenness	4	0			
Family Offenses (Nonviolent)	0	0			
Liquor Law Violations	3	0			
Peeping Tom	0	0			
Runaway	0	0			
Trespass of Real Property	0	0			
All Other Offenses	25	0			
Total Group B	72	0			

(*) Offenses are counted using the FBI Units of Count for Crime

(**) The 'Arrests' column shows arrests made for incidents during the selected period, regardless of arrest date. Arrest counts for the same period may change over time.

State Police - Fredericksburg - VA109SP00 - NIBRS Agency Crime Overview - 2018

2018 Population Estimate	N/A	Offenses (*)		Arrests (**)	
		Group A Offenses	Reported	Adult	Juvenile
Law Enforcement Employees		Crimes Against Persons			
Sworn Male	0	Murder and Nonnegligent Manslaughter	0	0	0
Sworn Female	0	Negligent Manslaughter	0	0	0
Civilian Male	0	Kidnapping/Abduction	0	0	0
Civilian Female	0	Forcible Rape	0	0	0
Total:	0	Forcible Sodomy	0	0	0
		Sexual Assault With An Object	0	0	0
		Forcible Fondling	1	0	0
Offense Overview		Incest	0	0	0
Incident Total	46	Statutory Rape	0	0	0
Offense Total	49	Aggravated Assault	1	1	0
Group A Crimes per 100,000 population	N/A	Simple Assault	0	0	0
		Intimidation	0	0	0
		Human Trafficking, Commercial Sex Acts	0	0	0
		Human Trafficking, Involuntary Servitude	0	0	0
Arrest Overview		Crimes Against Property			
Total Arrests	38	Arson	0	0	0
Adult Arrests	38	Bribery	0	0	0
Juvenile Arrests	0	Burglary/Breaking & Entering	0	0	0
Unknown Age	0	Counterfeiting/Forgery	0	0	0
Arrests per 100,000 population	N/A	Destruction/Damage/Vandalism of Property	0	0	0
		Embezzlement	0	0	0
		Extortion/Blackmail	0	0	0
		False Pretenses/Swindle/Confidence Game	14	3	0
		Credit Card/Automatic Teller Fraud	0	0	0
		Impersonation	1	0	0
		Welfare Fraud	0	0	0
		Wire Fraud	0	0	0
		Identity Theft	0	0	0
		Hacking/Computer Invasion	0	0	0
		Robbery	0	0	0
		Pocket-picking	0	0	0
		Purse-snatching	0	0	0
		Shoplifting	0	0	0
		Theft From Building	0	0	0
		Theft From Coin Operated Machine or Device	0	0	0
		Theft From Motor Vehicle	0	0	0
		Theft of Motor Vehicle Parts/Accessories	0	0	0
		All Other Larceny	1	1	0
		Motor Vehicle Theft	0	0	0
		Stolen Property Offenses	1	1	0
		Crimes Against Society			
		Drug/Narcotic Violations	28	15	0
		Drug Equipment Violations	0	0	0
		Betting/Wagering	0	0	0
		Operating/Promoting/Assisting Gambling	0	0	0
		Gambling Equipment Violations	0	0	0
		Sports Tampering	0	0	0
		Pornography/Obscene Material	0	0	0
		Prostitution	0	0	0
		Assisting or Promoting Prostitution	0	0	0
		Purchasing Prostitution	0	0	0
		Weapon Law Violations	2	0	0
		Animal Cruelty	0	0	0
		Total Group A Offenses	49	21	0
Group B Arrests					
Offense	Adult	Juvenile			
Bad Checks	0	0			
Curfew/Loitering/Vagrancy Violations	0	0			
Disorderly Conduct	0	0			
Driving Under the Influence	17	0			
Drunkenness	0	0			
Family Offenses (Nonviolent)	0	0			
Liquor Law Violations	0	0			
Peeping Tom	0	0			
Runaway	0	0			
Trespass of Real Property	0	0			
All Other Offenses	0	0			
Total Group B	17	0			

(*) Offenses are counted using the FBI Units of Count for Crime

(**) The 'Arrests' column shows arrests made for incidents during the selected period, regardless of arrest date. Arrest counts for the same period may change over time.

State Police - Galax - VA110SP00 - NIBRS Agency Crime Overview - 2018

2018 Population Estimate	N/A	Offenses (*)		Arrests (**)	
		Group A Offenses	Reported	Adult	Juvenile
Law Enforcement Employees		Crimes Against Persons			
Sworn Male	0	Murder and Nonnegligent Manslaughter	0	0	0
Sworn Female	0	Negligent Manslaughter	0	0	0
Civilian Male	0	Kidnapping/Abduction	0	0	0
Civilian Female	0	Forcible Rape	0	0	0
Total:	0	Forcible Sodomy	0	0	0
		Sexual Assault With An Object	0	0	0
		Forcible Fondling	0	0	0
Offense Overview		Incest	0	0	0
Incident Total	10	Statutory Rape	0	0	0
Offense Total	11	Aggravated Assault	0	0	0
Group A Crimes per 100,000 population	N/A	Simple Assault	0	0	0
		Intimidation	0	0	0
		Human Trafficking, Commercial Sex Acts	0	0	0
		Human Trafficking, Involuntary Servitude	0	0	0
Arrest Overview		Crimes Against Property			
Total Arrests	6	Arson	0	0	0
Adult Arrests	6	Bribery	0	0	0
Juvenile Arrests	0	Burglary/Breaking & Entering	0	0	0
Unknown Age	0	Counterfeiting/Forgery	1	1	0
Arrests per 100,000 population	N/A	Destruction/Damage/Vandalism of Property	0	0	0
		Embezzlement	0	0	0
		Extortion/Blackmail	0	0	0
		False Pretenses/Swindle/Confidence Game	8	4	0
		Credit Card/Automatic Teller Fraud	0	0	0
		Impersonation	1	0	0
		Welfare Fraud	0	0	0
		Wire Fraud	0	0	0
		Identity Theft	0	0	0
		Hacking/Computer Invasion	0	0	0
		Robbery	0	0	0
		Pocket-picking	0	0	0
		Purse-snatching	0	0	0
		Shoplifting	0	0	0
		Theft From Building	0	0	0
		Theft From Coin Operated Machine or Device	0	0	0
		Theft From Motor Vehicle	0	0	0
		Theft of Motor Vehicle Parts/Accessories	0	0	0
		All Other Larceny	0	0	0
		Motor Vehicle Theft	0	0	0
		Stolen Property Offenses	0	0	0
		Crimes Against Society			
		Drug/Narcotic Violations	0	0	0
		Drug Equipment Violations	0	0	0
		Betting/Wagering	0	0	0
		Operating/Promoting/Assisting Gambling	0	0	0
		Gambling Equipment Violations	0	0	0
		Sports Tampering	0	0	0
		Pornography/Obscene Material	0	0	0
		Prostitution	0	0	0
		Assisting or Promoting Prostitution	0	0	0
		Purchasing Prostitution	0	0	0
		Weapon Law Violations	1	1	0
		Animal Cruelty	0	0	0
		Total Group A Offenses	11	6	0

(*) Offenses are counted using the FBI Units of Count for Crime

(**) The 'Arrests' column shows arrests made for incidents during the selected period, regardless of arrest date. Arrest counts for the same period may change over time.

State Police - Giles CO - VA035SP00 - NIBRS Agency Crime Overview - 2018

2018 Population Estimate	N/A	Offenses (*)		Arrests (**)	
		Group A Offenses	Reported	Adult	Juvenile
Law Enforcement Employees		Crimes Against Persons			
Sworn Male	0	Murder and Nonnegligent Manslaughter	0	0	0
Sworn Female	0	Negligent Manslaughter	0	0	0
Civilian Male	0	Kidnapping/Abduction	1	1	0
Civilian Female	0	Forcible Rape	3	0	0
Total:	0	Forcible Sodomy	0	0	0
		Sexual Assault With An Object	0	0	0
		Forcible Fondling	2	0	0
Offense Overview		Incest	0	0	0
Incident Total	28	Statutory Rape	0	0	0
Offense Total	31	Aggravated Assault	0	0	0
Group A Crimes per 100,000 population	N/A	Simple Assault	4	2	0
		Intimidation	0	0	0
		Human Trafficking, Commercial Sex Acts	0	0	0
		Human Trafficking, Involuntary Servitude	0	0	0
Arrest Overview		Crimes Against Property			
Total Arrests	29	Arson	0	0	0
Adult Arrests	29	Bribery	0	0	0
Juvenile Arrests	0	Burglary/Breaking & Entering	0	0	0
Unknown Age	0	Counterfeiting/Forgery	0	0	0
Arrests per 100,000 population	N/A	Destruction/Damage/Vandalism of Property	1	0	0
		Embezzlement	2	1	0
		Extortion/Blackmail	1	1	0
		False Pretenses/Swindle/Confidence Game	8	0	0
		Credit Card/Automatic Teller Fraud	1	0	0
		Impersonation	0	0	0
		Welfare Fraud	0	0	0
		Wire Fraud	0	0	0
		Identity Theft	0	0	0
		Hacking/Computer Invasion	0	0	0
		Robbery	0	0	0
		Pocket-picking	0	0	0
		Purse-snatching	0	0	0
		Shoplifting	0	0	0
		Theft From Building	0	0	0
		Theft From Coin Operated Machine or Device	0	0	0
		Theft From Motor Vehicle	0	0	0
		Theft of Motor Vehicle Parts/Accessories	0	0	0
		All Other Larceny	4	1	0
		Motor Vehicle Theft	0	0	0
		Stolen Property Offenses	1	1	0
		Crimes Against Society			
		Drug/Narcotic Violations	2	3	0
		Drug Equipment Violations	0	0	0
		Betting/Wagering	0	0	0
		Operating/Promoting/Assisting Gambling	0	0	0
		Gambling Equipment Violations	0	0	0
		Sports Tampering	0	0	0
		Pornography/Obscene Material	1	0	0
		Prostitution	0	0	0
		Assisting or Promoting Prostitution	0	0	0
		Purchasing Prostitution	0	0	0
		Weapon Law Violations	0	0	0
		Animal Cruelty	0	0	0
		Total Group A Offenses	31	10	0
Group B Arrests					
Offense	Adult	Juvenile			
Bad Checks	0	0			
Curfew/Loitering/Vagrancy Violations	0	0			
Disorderly Conduct	0	0			
Driving Under the Influence	11	0			
Drunkenness	2	0			
Family Offenses (Nonviolent)	0	0			
Liquor Law Violations	0	0			
Peeping Tom	0	0			
Runaway	0	0			
Trespass of Real Property	0	0			
All Other Offenses	6	0			
Total Group B	19	0			

(*) Offenses are counted using the FBI Units of Count for Crime

(**) The 'Arrests' column shows arrests made for incidents during the selected period, regardless of arrest date. Arrest counts for the same period may change over time.

State Police - Gloucester CO - VA036SP00 - NIBRS Agency Crime Overview - 2018

2018 Population Estimate	N/A	Offenses (*)		Arrests (**)		
		Reported	Adult	Juvenile		
Law Enforcement Employees		Group A Offenses				
		Crimes Against Persons				
Sworn Male	0	Murder and Nonnegligent Manslaughter	0	0	0	
Sworn Female	0	Negligent Manslaughter	0	0	0	
Civilian Male	0	Kidnapping/Abduction	0	0	0	
Civilian Female	0	Forcible Rape	0	0	0	
Total:	0	Forcible Sodomy	0	0	0	
		Sexual Assault With An Object	0	0	0	
		Forcible Fondling	0	0	0	
Offense Overview		Incest	0	0	0	
Incident Total	90	Statutory Rape	0	0	0	
Offense Total	98	Aggravated Assault	0	0	0	
Group A Crimes per 100,000 population	N/A	Simple Assault	2	1	0	
		Intimidation	0	0	0	
		Human Trafficking, Commercial Sex Acts	0	0	0	
		Human Trafficking, Involuntary Servitude	0	0	0	
Arrest Overview		Crimes Against Property				
Total Arrests	106	Arson	1	0	0	
Adult Arrests	106	Bribery	0	0	0	
Juvenile Arrests	0	Burglary/Breaking & Entering	0	0	0	
Unknown Age	0	Counterfeiting/Forgery	3	2	0	
Arrests per 100,000 population	N/A	Destruction/Damage/Vandalism of Property	0	0	0	
		Embezzlement	0	0	0	
		Extortion/Blackmail	0	0	0	
		False Pretenses/Swindle/Confidence Game	15	3	0	
		Credit Card/Automatic Teller Fraud	1	0	0	
		Impersonation	2	1	0	
		Welfare Fraud	0	0	0	
		Wire Fraud	0	0	0	
		Identity Theft	0	0	0	
		Hacking/Computer Invasion	0	0	0	
		Robbery	0	0	0	
		Pocket-picking	0	0	0	
		Purse-snatching	0	0	0	
		Shoplifting	0	0	0	
		Theft From Building	0	0	0	
		Theft From Coin Operated Machine or Device	0	0	0	
		Theft From Motor Vehicle	0	0	0	
		Theft of Motor Vehicle Parts/Accessories	0	0	0	
		All Other Larceny	0	0	0	
		Motor Vehicle Theft	0	0	0	
		Stolen Property Offenses	0	0	0	
		Crimes Against Society				
		Drug/Narcotic Violations	65	61	0	
		Drug Equipment Violations	0	0	0	
		Betting/Wagering	0	0	0	
		Operating/Promoting/Assisting Gambling	0	0	0	
		Gambling Equipment Violations	0	0	0	
		Sports Tampering	0	0	0	
		Pornography/Obscene Material	0	0	0	
		Prostitution	0	0	0	
		Assisting or Promoting Prostitution	0	0	0	
		Purchasing Prostitution	0	0	0	
		Weapon Law Violations	9	2	0	
		Animal Cruelty	0	0	0	
		Total Group A Offenses	98	70	0	
Group B Arrests						
Offense	Adult	Juvenile				
Bad Checks	0	0				
Curfew/Loitering/Vagrancy Violations	0	0				
Disorderly Conduct	0	0				
Driving Under the Influence	29	0				
Drunkenness	0	0				
Family Offenses (Nonviolent)	0	0				
Liquor Law Violations	0	0				
Peeping Tom	0	0				
Runaway	0	0				
Trespass of Real Property	0	0				
All Other Offenses	7	0				
Total Group B	36	0				

(*) Offenses are counted using the FBI Units of Count for Crime

(**) The 'Arrests' column shows arrests made for incidents during the selected period, regardless of arrest date. Arrest counts for the same period may change over time.

State Police - Goochland CO - VA037SP00 - NIBRS Agency Crime Overview - 2018

2018 Population Estimate	N/A	Offenses (*)		Arrests (**)		
		Reported	Adult	Juvenile		
Law Enforcement Employees		Group A Offenses				
		Crimes Against Persons				
Sworn Male	0	Murder and Nonnegligent Manslaughter	0	0	0	
Sworn Female	0	Negligent Manslaughter	0	0	0	
Civilian Male	0	Kidnapping/Abduction	0	0	0	
Civilian Female	0	Forcible Rape	0	0	0	
Total:	0	Forcible Sodomy	1	0	0	
		Sexual Assault With An Object	0	0	0	
		Forcible Fondling	0	0	0	
Offense Overview		Incest	0	0	0	
Incident Total	23	Statutory Rape	0	0	0	
Offense Total	29	Aggravated Assault	1	1	0	
Group A Crimes per 100,000 population	N/A	Simple Assault	0	0	0	
		Intimidation	0	0	0	
		Human Trafficking, Commercial Sex Acts	0	0	0	
		Human Trafficking, Involuntary Servitude	0	0	0	
Arrest Overview		Crimes Against Property				
Total Arrests	36	Arson	0	0	0	
Adult Arrests	36	Bribery	0	0	0	
Juvenile Arrests	0	Burglary/Breaking & Entering	0	0	0	
Unknown Age	0	Counterfeiting/Forgery	3	2	0	
Arrests per 100,000 population	N/A	Destruction/Damage/Vandalism of Property	0	0	0	
		Embezzlement	0	0	0	
		Extortion/Blackmail	0	0	0	
		False Pretenses/Swindle/Confidence Game	0	0	0	
		Credit Card/Automatic Teller Fraud	0	0	0	
		Impersonation	3	0	0	
		Welfare Fraud	0	0	0	
		Wire Fraud	0	0	0	
		Identity Theft	0	0	0	
		Hacking/Computer Invasion	0	0	0	
		Robbery	0	0	0	
		Pocket-picking	0	0	0	
		Purse-snatching	0	0	0	
		Shoplifting	0	0	0	
		Theft From Building	0	0	0	
		Theft From Coin Operated Machine or Device	0	0	0	
		Theft From Motor Vehicle	0	0	0	
		Theft of Motor Vehicle Parts/Accessories	0	0	0	
		All Other Larceny	0	0	0	
		Motor Vehicle Theft	0	0	0	
		Stolen Property Offenses	0	0	0	
		Crimes Against Society				
		Drug/Narcotic Violations	19	19	0	
		Drug Equipment Violations	1	0	0	
		Betting/Wagering	0	0	0	
		Operating/Promoting/Assisting Gambling	0	0	0	
		Gambling Equipment Violations	0	0	0	
		Sports Tampering	0	0	0	
		Pornography/Obscene Material	0	0	0	
		Prostitution	0	0	0	
		Assisting or Promoting Prostitution	0	0	0	
		Purchasing Prostitution	0	0	0	
		Weapon Law Violations	1	0	0	
		Animal Cruelty	0	0	0	
		Total Group A Offenses	29	22	0	
Group B Arrests						
Offense	Adult	Juvenile				
Bad Checks	0	0				
Curfew/Loitering/Vagrancy Violations	0	0				
Disorderly Conduct	0	0				
Driving Under the Influence	11	0				
Drunkenness	1	0				
Family Offenses (Nonviolent)	0	0				
Liquor Law Violations	0	0				
Peeping Tom	0	0				
Runaway	0	0				
Trespass of Real Property	0	0				
All Other Offenses	2	0				
Total Group B	14	0				

(*) Offenses are counted using the FBI Units of Count for Crime

(**) The 'Arrests' column shows arrests made for incidents during the selected period, regardless of arrest date. Arrest counts for the same period may change over time.

State Police - Grayson CO - VA038SP00 - NIBRS Agency Crime Overview - 2018

2018 Population Estimate	N/A	Offenses (*)		Arrests (**)	
		Group A Offenses	Reported	Adult	Juvenile
Law Enforcement Employees		Crimes Against Persons			
Sworn Male	0	Murder and Nonnegligent Manslaughter	0	0	0
Sworn Female	0	Negligent Manslaughter	1	1	0
Civilian Male	0	Kidnapping/Abduction	0	0	0
Civilian Female	0	Forcible Rape	0	0	0
Total:	0	Forcible Sodomy	0	0	0
		Sexual Assault With An Object	0	0	0
		Forcible Fondling	0	0	0
Offense Overview		Incest	0	0	0
Incident Total	21	Statutory Rape	0	0	0
Offense Total	24	Aggravated Assault	1	1	0
Group A Crimes per 100,000 population	N/A	Simple Assault	0	0	0
		Intimidation	1	0	0
		Human Trafficking, Commercial Sex Acts	0	0	0
		Human Trafficking, Involuntary Servitude	0	0	0
Arrest Overview		Crimes Against Property			
Total Arrests	22	Arson	1	0	0
Adult Arrests	22	Bribery	0	0	0
Juvenile Arrests	0	Burglary/Breaking & Entering	0	0	0
Unknown Age	0	Counterfeiting/Forgery	0	0	0
Arrests per 100,000 population	N/A	Destruction/Damage/Vandalism of Property	0	0	0
		Embezzlement	0	0	0
		Extortion/Blackmail	0	0	0
		False Pretenses/Swindle/Confidence Game	3	0	0
		Credit Card/Automatic Teller Fraud	0	0	0
		Impersonation	0	0	0
		Welfare Fraud	0	0	0
		Wire Fraud	0	0	0
		Identity Theft	0	0	0
		Hacking/Computer Invasion	0	0	0
		Robbery	0	0	0
		Pocket-picking	0	0	0
		Purse-snatching	0	0	0
		Shoplifting	0	0	0
		Theft From Building	0	0	0
		Theft From Coin Operated Machine or Device	0	0	0
		Theft From Motor Vehicle	0	0	0
		Theft of Motor Vehicle Parts/Accessories	0	0	0
		All Other Larceny	1	0	0
		Motor Vehicle Theft	1	0	0
		Stolen Property Offenses	0	0	0
		Crimes Against Society			
		Drug/Narcotic Violations	14	12	0
		Drug Equipment Violations	1	0	0
		Betting/Wagering	0	0	0
		Operating/Promoting/Assisting Gambling	0	0	0
		Gambling Equipment Violations	0	0	0
		Sports Tampering	0	0	0
		Pornography/Obscene Material	0	0	0
		Prostitution	0	0	0
		Assisting or Promoting Prostitution	0	0	0
		Purchasing Prostitution	0	0	0
		Weapon Law Violations	0	0	0
		Animal Cruelty	0	0	0
		Total Group A Offenses	24	14	0

Group B Arrests	Adult	Juvenile
Bad Checks	0	0
Curfew/Loitering/Vagrancy Violations	0	0
Disorderly Conduct	0	0
Driving Under the Influence	7	0
Drunkenness	0	0
Family Offenses (Nonviolent)	0	0
Liquor Law Violations	0	0
Peeping Tom	0	0
Runaway	0	0
Trespass of Real Property	0	0
All Other Offenses	1	0
Total Group B	8	0

(*) Offenses are counted using the FBI Units of Count for Crime

(**) The 'Arrests' column shows arrests made for incidents during the selected period, regardless of arrest date. Arrest counts for the same period may change over time.

State Police - Greene CO - VA039SP00 - NIBRS Agency Crime Overview - 2018

2018 Population Estimate	N/A	Offenses (*)		Arrests (**)	
		Group A Offenses	Reported	Adult	Juvenile
Law Enforcement Employees		Crimes Against Persons			
Sworn Male	0	Murder and Nonnegligent Manslaughter	0	0	0
Sworn Female	0	Negligent Manslaughter	0	0	0
Civilian Male	0	Kidnapping/Abduction	0	0	0
Civilian Female	0	Forcible Rape	0	0	0
Total:	0	Forcible Sodomy	0	0	0
		Sexual Assault With An Object	0	0	0
		Forcible Fondling	2	0	0
Offense Overview		Incest	0	0	0
Incident Total	24	Statutory Rape	0	0	0
Offense Total	25	Aggravated Assault	0	0	0
Group A Crimes per 100,000 population	N/A	Simple Assault	0	0	0
		Intimidation	0	0	0
		Human Trafficking, Commercial Sex Acts	0	0	0
		Human Trafficking, Involuntary Servitude	0	0	0
Arrest Overview		Crimes Against Property			
Total Arrests	25	Arson	0	0	0
Adult Arrests	25	Bribery	0	0	0
Juvenile Arrests	0	Burglary/Breaking & Entering	0	0	0
Unknown Age	0	Counterfeiting/Forgery	0	0	0
Arrests per 100,000 population	N/A	Destruction/Damage/Vandalism of Property	1	0	0
		Embezzlement	0	0	0
		Extortion/Blackmail	0	0	0
		False Pretenses/Swindle/Confidence Game	5	2	0
		Credit Card/Automatic Teller Fraud	0	0	0
		Impersonation	0	0	0
		Welfare Fraud	0	0	0
		Wire Fraud	0	0	0
		Identity Theft	0	0	0
		Hacking/Computer Invasion	0	0	0
		Robbery	1	0	0
		Pocket-picking	0	0	0
		Purse-snatching	0	0	0
		Shoplifting	0	0	0
		Theft From Building	0	0	0
		Theft From Coin Operated Machine or Device	0	0	0
		Theft From Motor Vehicle	0	0	0
		Theft of Motor Vehicle Parts/Accessories	0	0	0
		All Other Larceny	0	0	0
		Motor Vehicle Theft	0	0	0
		Stolen Property Offenses	0	0	0
		Crimes Against Society			
		Drug/Narcotic Violations	15	9	0
		Drug Equipment Violations	0	0	0
		Betting/Wagering	0	0	0
		Operating/Promoting/Assisting Gambling	1	0	0
		Gambling Equipment Violations	0	0	0
		Sports Tampering	0	0	0
		Pornography/Obscene Material	0	0	0
		Prostitution	0	0	0
		Assisting or Promoting Prostitution	0	0	0
		Purchasing Prostitution	0	0	0
		Weapon Law Violations	0	0	0
		Animal Cruelty	0	0	0
		Total Group A Offenses	25	11	0

Group B Arrests	Adult	Juvenile
Bad Checks	0	0
Curfew/Loitering/Vagrancy Violations	0	0
Disorderly Conduct	0	0
Driving Under the Influence	10	0
Drunkenness	0	0
Family Offenses (Nonviolent)	0	0
Liquor Law Violations	0	0
Peeping Tom	0	0
Runaway	0	0
Trespass of Real Property	1	0
All Other Offenses	3	0
Total Group B	14	0

(*) Offenses are counted using the FBI Units of Count for Crime

(**) The 'Arrests' column shows arrests made for incidents during the selected period, regardless of arrest date. Arrest counts for the same period may change over time.

State Police - Greenville CO - VA040SP00 - NIBRS Agency Crime Overview - 2018

2018 Population Estimate	N/A	Offenses (*)		Arrests (**)	
		Group A Offenses	Reported	Adult	Juvenile
Law Enforcement Employees		Crimes Against Persons			
Sworn Male	0	Murder and Nonnegligent Manslaughter	0	0	0
Sworn Female	0	Negligent Manslaughter	0	0	0
Civilian Male	0	Kidnapping/Abduction	0	0	0
Civilian Female	0	Forcible Rape	0	0	0
Total:	0	Forcible Sodomy	0	0	0
		Sexual Assault With An Object	0	0	0
		Forcible Fondling	0	0	0
Offense Overview		Incest	0	0	0
Incident Total	50	Statutory Rape	0	0	0
Offense Total	69	Aggravated Assault	2	0	0
Group A Crimes per 100,000 population	N/A	Simple Assault	2	0	0
		Intimidation	0	0	0
		Human Trafficking, Commercial Sex Acts	0	0	0
		Human Trafficking, Involuntary Servitude	0	0	0
Arrest Overview		Crimes Against Property			
Total Arrests	53	Arson	0	0	0
Adult Arrests	52	Bribery	0	0	0
Juvenile Arrests	1	Burglary/Breaking & Entering	0	0	0
Unknown Age	0	Counterfeiting/Forgery	2	1	0
Arrests per 100,000 population	N/A	Destruction/Damage/Vandalism of Property	1	0	0
		Embezzlement	0	0	0
		Extortion/Blackmail	0	0	0
		False Pretenses/Swindle/Confidence Game	8	2	0
		Credit Card/Automatic Teller Fraud	1	0	0
		Impersonation	2	0	0
		Welfare Fraud	0	0	0
		Wire Fraud	0	0	0
		Identity Theft	0	0	0
		Hacking/Computer Invasion	0	0	0
		Robbery	0	0	0
		Pocket-picking	0	0	0
		Purse-snatching	0	0	0
		Shoplifting	0	0	0
		Theft From Building	0	0	0
		Theft From Coin Operated Machine or Device	0	0	0
		Theft From Motor Vehicle	0	0	0
		Theft of Motor Vehicle Parts/Accessories	0	0	0
		All Other Larceny	4	3	0
		Motor Vehicle Theft	0	0	0
		Stolen Property Offenses	6	4	1
		Crimes Against Society			
		Drug/Narcotic Violations	34	21	0
		Drug Equipment Violations	3	0	0
		Betting/Wagering	0	0	0
		Operating/Promoting/Assisting Gambling	0	0	0
		Gambling Equipment Violations	0	0	0
		Sports Tampering	0	0	0
		Pornography/Obscene Material	0	0	0
		Prostitution	0	0	0
		Assisting or Promoting Prostitution	0	0	0
		Purchasing Prostitution	0	0	0
		Weapon Law Violations	4	1	0
		Animal Cruelty	0	0	0
		Total Group A Offenses	69	32	1
Group B Arrests					
Offense	Adult	Juvenile			
Bad Checks	0	0			
Curfew/Loitering/Vagrancy Violations	0	0			
Disorderly Conduct	0	0			
Driving Under the Influence	12	0			
Drunkenness	1	0			
Family Offenses (Nonviolent)	0	0			
Liquor Law Violations	1	0			
Peeping Tom	0	0			
Runaway	0	0			
Trespass of Real Property	0	0			
All Other Offenses	6	0			
Total Group B	20	0			

(*) Offenses are counted using the FBI Units of Count for Crime

(**) The 'Arrests' column shows arrests made for incidents during the selected period, regardless of arrest date. Arrest counts for the same period may change over time.

State Police - Halifax CO - VA041SP00 - NIBRS Agency Crime Overview - 2018

2018 Population Estimate	N/A	Offenses (*)		Arrests (**)	
		Group A Offenses	Reported	Adult	Juvenile
Law Enforcement Employees		Crimes Against Persons			
Sworn Male	0	Murder and Nonnegligent Manslaughter	0	0	0
Sworn Female	0	Negligent Manslaughter	0	0	0
Civilian Male	0	Kidnapping/Abduction	0	0	0
Civilian Female	0	Forcible Rape	1	0	0
Total:	0	Forcible Sodomy	0	0	0
		Sexual Assault With An Object	0	0	0
		Forcible Fondling	0	0	0
Offense Overview		Incest	0	0	0
Incident Total	152	Statutory Rape	0	0	0
Offense Total	162	Aggravated Assault	1	0	0
Group A Crimes per 100,000 population	N/A	Simple Assault	0	0	0
		Intimidation	1	0	1
		Human Trafficking, Commercial Sex Acts	0	0	0
		Human Trafficking, Involuntary Servitude	0	0	0
Arrest Overview		Crimes Against Property			
Total Arrests	80	Arson	0	0	0
Adult Arrests	78	Bribery	1	0	0
Juvenile Arrests	2	Burglary/Breaking & Entering	1	2	0
Unknown Age	0	Counterfeiting/Forgery	5	1	0
Arrests per 100,000 population	N/A	Destruction/Damage/Vandalism of Property	1	0	0
		Embezzlement	1	0	0
		Extortion/Blackmail	0	0	0
		False Pretenses/Swindle/Confidence Game	16	3	0
		Credit Card/Automatic Teller Fraud	0	0	0
		Impersonation	2	0	0
		Welfare Fraud	0	0	0
		Wire Fraud	1	0	0
		Identity Theft	0	0	0
		Hacking/Computer Invasion	0	0	0
		Robbery	0	0	0
		Pocket-picking	2	0	0
		Purse-snatching	0	0	0
		Shoplifting	0	0	0
		Theft From Building	0	0	0
		Theft From Coin Operated Machine or Device	0	0	0
		Theft From Motor Vehicle	0	0	0
		Theft of Motor Vehicle Parts/Accessories	0	0	0
		All Other Larceny	5	0	0
		Motor Vehicle Theft	0	0	0
		Stolen Property Offenses	1	1	0
		Crimes Against Society			
		Drug/Narcotic Violations	113	26	1
		Drug Equipment Violations	1	0	0
		Betting/Wagering	2	0	0
		Operating/Promoting/Assisting Gambling	0	0	0
		Gambling Equipment Violations	0	0	0
		Sports Tampering	0	0	0
		Pornography/Obscene Material	0	0	0
		Prostitution	0	0	0
		Assisting or Promoting Prostitution	0	0	0
		Purchasing Prostitution	0	0	0
		Weapon Law Violations	7	1	0
		Animal Cruelty	0	0	0
		Total Group A Offenses	162	34	2
Group B Arrests					
Offense	Adult	Juvenile			
Bad Checks	0	0			
Curfew/Loitering/Vagrancy Violations	0	0			
Disorderly Conduct	0	0			
Driving Under the Influence	41	0			
Drunkenness	0	0			
Family Offenses (Nonviolent)	0	0			
Liquor Law Violations	0	0			
Peeping Tom	0	0			
Runaway	0	0			
Trespass of Real Property	0	0			
All Other Offenses	3	0			
Total Group B	44	0			

(*) Offenses are counted using the FBI Units of Count for Crime

(**) The 'Arrests' column shows arrests made for incidents during the selected period, regardless of arrest date. Arrest counts for the same period may change over time.

State Police - Hampton - VA11SP00 - NIBRS Agency Crime Overview - 2018

2018 Population Estimate	N/A	Offenses (*)		Arrests (**)	
		Group A Offenses	Reported	Adult	Juvenile
Law Enforcement Employees		Crimes Against Persons			
Sworn Male	0	Murder and Nonnegligent Manslaughter	0	0	0
Sworn Female	0	Negligent Manslaughter	0	0	0
Civilian Male	0	Kidnapping/Abduction	0	0	0
Civilian Female	0	Forcible Rape	0	0	0
Total:	0	Forcible Sodomy	0	0	0
		Sexual Assault With An Object	0	0	0
		Forcible Fondling	0	0	0
Offense Overview		Incest	0	0	0
Incident Total	165	Statutory Rape	0	0	0
Offense Total	181	Aggravated Assault	17	2	0
Group A Crimes per 100,000 population	N/A	Simple Assault	1	1	0
		Intimidation	0	0	0
		Human Trafficking, Commercial Sex Acts	0	0	0
		Human Trafficking, Involuntary Servitude	0	0	0
Arrest Overview		Crimes Against Property			
Total Arrests	179	Arson	0	0	0
Adult Arrests	177	Bribery	0	0	0
Juvenile Arrests	2	Burglary/Breaking & Entering	0	0	0
Unknown Age	0	Counterfeiting/Forgery	4	3	0
Arrests per 100,000 population	N/A	Destruction/Damage/Vandalism of Property	1	0	0
		Embezzlement	0	0	0
		Extortion/Blackmail	0	0	0
		False Pretenses/Swindle/Confidence Game	87	59	0
		Credit Card/Automatic Teller Fraud	1	0	0
		Impersonation	2	0	0
		Welfare Fraud	0	0	0
		Wire Fraud	0	0	0
		Identity Theft	0	0	0
		Hacking/Computer Invasion	0	0	0
		Robbery	0	0	0
		Pocket-picking	0	0	0
		Purse-snatching	0	0	0
		Shoplifting	0	0	0
		Theft From Building	0	0	0
		Theft From Coin Operated Machine or Device	0	0	0
		Theft From Motor Vehicle	0	0	0
		Theft of Motor Vehicle Parts/Accessories	0	0	0
		All Other Larceny	2	0	0
		Motor Vehicle Theft	6	0	0
		Stolen Property Offenses	2	0	0
		Crimes Against Society			
		Drug/Narcotic Violations	49	17	2
		Drug Equipment Violations	0	0	0
		Betting/Wagering	0	0	0
		Operating/Promoting/Assisting Gambling	0	0	0
		Gambling Equipment Violations	0	0	0
		Sports Tampering	0	0	0
		Pornography/Obscene Material	1	0	0
		Prostitution	0	0	0
		Assisting or Promoting Prostitution	0	0	0
		Purchasing Prostitution	0	0	0
		Weapon Law Violations	8	2	0
		Animal Cruelty	0	0	0
		Total Group A Offenses	181	84	2
Group B Arrests					
Offense	Adult	Juvenile			
Bad Checks	0	0			
Curfew/Loitering/Vagrancy Violations	0	0			
Disorderly Conduct	0	0			
Driving Under the Influence	78	0			
Drunkenness	1	0			
Family Offenses (Nonviolent)	0	0			
Liquor Law Violations	0	0			
Peeping Tom	0	0			
Runaway	0	0			
Trespass of Real Property	0	0			
All Other Offenses	14	0			
Total Group B	93	0			

(*) Offenses are counted using the FBI Units of Count for Crime

(**) The 'Arrests' column shows arrests made for incidents during the selected period, regardless of arrest date. Arrest counts for the same period may change over time.

State Police - Hanover CO - VA042SP00 - NIBRS Agency Crime Overview - 2018

2018 Population Estimate	N/A	Offenses (*)		Arrests (**)	
		Group A Offenses	Reported	Adult	Juvenile
Law Enforcement Employees		Crimes Against Persons			
Sworn Male	0	Murder and Nonnegligent Manslaughter	0	0	0
Sworn Female	0	Negligent Manslaughter	0	0	0
Civilian Male	0	Kidnapping/Abduction	2	1	0
Civilian Female	0	Forcible Rape	0	0	0
Total:	0	Forcible Sodomy	0	0	0
		Sexual Assault With An Object	0	0	0
		Forcible Fondling	0	0	0
Offense Overview		Incest	0	0	0
Incident Total	228	Statutory Rape	0	0	0
Offense Total	294	Aggravated Assault	7	3	0
Group A Crimes per 100,000 population	N/A	Simple Assault	7	2	0
		Intimidation	0	0	0
		Human Trafficking, Commercial Sex Acts	0	0	0
		Human Trafficking, Involuntary Servitude	0	0	0
Arrest Overview		Crimes Against Property			
Total Arrests	199	Arson	1	0	0
Adult Arrests	198	Bribery	0	0	0
Juvenile Arrests	1	Burglary/Breaking & Entering	0	0	0
Unknown Age	0	Counterfeiting/Forgery	4	4	0
Arrests per 100,000 population	N/A	Destruction/Damage/Vandalism of Property	2	1	0
		Embezzlement	0	0	0
		Extortion/Blackmail	0	0	0
		False Pretenses/Swindle/Confidence Game	79	41	0
		Credit Card/Automatic Teller Fraud	0	0	0
		Impersonation	7	3	0
		Welfare Fraud	0	0	0
		Wire Fraud	0	0	0
		Identity Theft	0	0	0
		Hacking/Computer Invasion	0	0	0
		Robbery	0	0	0
		Pocket-picking	1	0	0
		Purse-snatching	0	0	0
		Shoplifting	0	0	0
		Theft From Building	0	0	0
		Theft From Coin Operated Machine or Device	0	0	0
		Theft From Motor Vehicle	0	0	0
		Theft of Motor Vehicle Parts/Accessories	0	0	0
		All Other Larceny	3	0	0
		Motor Vehicle Theft	1	0	0
		Stolen Property Offenses	0	0	0
		Crimes Against Society			
		Drug/Narcotic Violations	126	94	1
		Drug Equipment Violations	1	0	0
		Betting/Wagering	0	0	0
		Operating/Promoting/Assisting Gambling	0	0	0
		Gambling Equipment Violations	0	0	0
		Sports Tampering	0	0	0
		Pornography/Obscene Material	0	0	0
		Prostitution	0	0	0
		Assisting or Promoting Prostitution	0	0	0
		Purchasing Prostitution	0	0	0
		Weapon Law Violations	53	4	0
		Animal Cruelty	0	0	0
		Total Group A Offenses	294	153	1

Group B Arrests	Adult	Juvenile
Bad Checks	0	0
Curfew/Loitering/Vagrancy Violations	0	0
Disorderly Conduct	0	0
Driving Under the Influence	32	0
Drunkenness	2	0
Family Offenses (Nonviolent)	0	0
Liquor Law Violations	2	0
Peeping Tom	0	0
Runaway	0	0
Trespass of Real Property	0	0
All Other Offenses	9	0
Total Group B	45	0

(*) Offenses are counted using the FBI Units of Count for Crime

(**) The 'Arrests' column shows arrests made for incidents during the selected period, regardless of arrest date. Arrest counts for the same period may change over time.

State Police - Harrisonburg - VA112SP00 - NIBRS Agency Crime Overview - 2018

2018 Population Estimate	N/A	Offenses (*)		Arrests (**)	
		Group A Offenses	Reported	Adult	Juvenile
Law Enforcement Employees		Crimes Against Persons			
Sworn Male	0	Murder and Nonnegligent Manslaughter	0	0	0
Sworn Female	0	Negligent Manslaughter	0	0	0
Civilian Male	0	Kidnapping/Abduction	0	0	0
Civilian Female	0	Forcible Rape	0	0	0
Total:	0	Forcible Sodomy	0	0	0
		Sexual Assault With An Object	0	0	0
		Forcible Fondling	0	0	0
Offense Overview		Incest	0	0	0
Incident Total	339	Statutory Rape	0	0	0
Offense Total	361	Aggravated Assault	0	0	0
Group A Crimes per 100,000 population	N/A	Simple Assault	0	0	0
		Intimidation	0	0	0
		Human Trafficking, Commercial Sex Acts	0	0	0
		Human Trafficking, Involuntary Servitude	0	0	0
Arrest Overview		Crimes Against Property			
Total Arrests	169	Arson	0	0	0
Adult Arrests	169	Bribery	0	0	0
Juvenile Arrests	0	Burglary/Breaking & Entering	1	0	0
Unknown Age	0	Counterfeiting/Forgery	1	1	0
Arrests per 100,000 population	N/A	Destruction/Damage/Vandalism of Property	1	0	0
		Embezzlement	0	0	0
		Extortion/Blackmail	0	0	0
		False Pretenses/Swindle/Confidence Game	22	13	0
		Credit Card/Automatic Teller Fraud	0	0	0
		Impersonation	2	2	0
		Welfare Fraud	0	0	0
		Wire Fraud	0	0	0
		Identity Theft	0	0	0
		Hacking/Computer Invasion	0	0	0
		Robbery	0	0	0
		Pocket-picking	0	0	0
		Purse-snatching	0	0	0
		Shoplifting	0	0	0
		Theft From Building	0	0	0
		Theft From Coin Operated Machine or Device	0	0	0
		Theft From Motor Vehicle	0	0	0
		Theft of Motor Vehicle Parts/Accessories	0	0	0
		All Other Larceny	0	0	0
		Motor Vehicle Theft	0	0	0
		Stolen Property Offenses	1	0	0
		Crimes Against Society			
		Drug/Narcotic Violations	308	137	0
		Drug Equipment Violations	1	0	0
		Betting/Wagering	0	0	0
		Operating/Promoting/Assisting Gambling	0	0	0
		Gambling Equipment Violations	0	0	0
		Sports Tampering	0	0	0
		Pornography/Obscene Material	3	2	0
		Prostitution	0	0	0
		Assisting or Promoting Prostitution	0	0	0
		Purchasing Prostitution	0	0	0
		Weapon Law Violations	21	1	0
		Animal Cruelty	0	0	0
		Total Group A Offenses	361	156	0
Group B Arrests					
Offense	Adult	Juvenile			
Bad Checks	0	0			
Curfew/Loitering/Vagrancy Violations	0	0			
Disorderly Conduct	0	0			
Driving Under the Influence	7	0			
Drunkenness	4	0			
Family Offenses (Nonviolent)	0	0			
Liquor Law Violations	0	0			
Peeping Tom	0	0			
Runaway	0	0			
Trespass of Real Property	0	0			
All Other Offenses	2	0			
Total Group B	13	0			

(*) Offenses are counted using the FBI Units of Count for Crime

(**) The 'Arrests' column shows arrests made for incidents during the selected period, regardless of arrest date. Arrest counts for the same period may change over time.

State Police - Henrico CO - VA043SP00 - NIBRS Agency Crime Overview - 2018

2018 Population Estimate	N/A	Offenses (*)		Arrests (**)	
		Group A Offenses	Reported	Adult	Juvenile
Law Enforcement Employees		Crimes Against Persons			
Sworn Male	0	Murder and Nonnegligent Manslaughter	0	0	0
Sworn Female	0	Negligent Manslaughter	0	0	0
Civilian Male	0	Kidnapping/Abduction	0	0	0
Civilian Female	0	Forcible Rape	0	0	0
Total:	0	Forcible Sodomy	0	0	0
		Sexual Assault With An Object	0	0	0
		Forcible Fondling	0	0	0
Offense Overview		Incest	0	0	0
Incident Total	175	Statutory Rape	0	0	0
Offense Total	220	Aggravated Assault	3	1	0
Group A Crimes per 100,000 population	N/A	Simple Assault	5	4	0
		Intimidation	1	0	0
		Human Trafficking, Commercial Sex Acts	0	0	0
		Human Trafficking, Involuntary Servitude	0	0	0
Arrest Overview		Crimes Against Property			
Total Arrests	262	Arson	0	0	0
Adult Arrests	260	Bribery	1	0	0
Juvenile Arrests	2	Burglary/Breaking & Entering	0	0	0
Unknown Age	0	Counterfeiting/Forgery	3	2	0
Arrests per 100,000 population	N/A	Destruction/Damage/Vandalism of Property	6	0	0
		Embezzlement	2	0	0
		Extortion/Blackmail	0	0	0
		False Pretenses/Swindle/Confidence Game	55	15	0
		Credit Card/Automatic Teller Fraud	0	0	0
		Impersonation	1	0	0
		Welfare Fraud	0	0	0
		Wire Fraud	0	0	0
		Identity Theft	0	0	0
		Hacking/Computer Invasion	0	0	0
		Robbery	0	0	0
		Pocket-picking	2	1	0
		Purse-snatching	0	0	0
		Shoplifting	0	0	0
		Theft From Building	0	0	0
		Theft From Coin Operated Machine or Device	0	0	0
		Theft From Motor Vehicle	0	0	0
		Theft of Motor Vehicle Parts/Accessories	0	0	0
		All Other Larceny	3	1	0
		Motor Vehicle Theft	1	0	0
		Stolen Property Offenses	1	1	0
		Crimes Against Society			
		Drug/Narcotic Violations	95	71	2
		Drug Equipment Violations	3	0	0
		Betting/Wagering	0	0	0
		Operating/Promoting/Assisting Gambling	0	0	0
		Gambling Equipment Violations	0	0	0
		Sports Tampering	0	0	0
		Pornography/Obscene Material	0	0	0
		Prostitution	0	0	0
		Assisting or Promoting Prostitution	1	0	0
		Purchasing Prostitution	0	0	0
		Weapon Law Violations	37	3	0
		Animal Cruelty	0	0	0
		Total Group A Offenses	220	99	2
Group B Arrests					
Offense	Adult	Juvenile			
Bad Checks	0	0			
Curfew/Loitering/Vagrancy Violations	0	0			
Disorderly Conduct	0	0			
Driving Under the Influence	131	0			
Drunkenness	5	0			
Family Offenses (Nonviolent)	0	0			
Liquor Law Violations	1	0			
Peeping Tom	0	0			
Runaway	0	0			
Trespass of Real Property	0	0			
All Other Offenses	24	0			
Total Group B	161	0			

(*) Offenses are counted using the FBI Units of Count for Crime

(**) The 'Arrests' column shows arrests made for incidents during the selected period, regardless of arrest date. Arrest counts for the same period may change over time.

State Police - Henry CO - VA044SP00 - NIBRS Agency Crime Overview - 2018

2018 Population Estimate	N/A	Offenses (*)		Arrests (**)	
		Group A Offenses	Reported	Adult	Juvenile
Law Enforcement Employees		Crimes Against Persons			
Sworn Male	0	Murder and Nonnegligent Manslaughter	0	0	0
Sworn Female	0	Negligent Manslaughter	0	0	0
Civilian Male	0	Kidnapping/Abduction	0	0	0
Civilian Female	0	Forcible Rape	0	0	0
Total:	0	Forcible Sodomy	1	0	0
		Sexual Assault With An Object	0	0	0
		Forcible Fondling	0	0	0
Offense Overview		Incest	0	0	0
Incident Total	106	Statutory Rape	0	0	0
Offense Total	111	Aggravated Assault	1	1	0
Group A Crimes per 100,000 population	N/A	Simple Assault	1	0	0
		Intimidation	1	0	0
		Human Trafficking, Commercial Sex Acts	0	0	0
		Human Trafficking, Involuntary Servitude	0	0	0
Arrest Overview		Crimes Against Property			
Total Arrests	77	Arson	0	0	0
Adult Arrests	76	Bribery	0	0	0
Juvenile Arrests	1	Burglary/Breaking & Entering	0	0	0
Unknown Age	0	Counterfeiting/Forgery	0	0	0
Arrests per 100,000 population	N/A	Destruction/Damage/Vandalism of Property	0	0	0
		Embezzlement	0	0	0
		Extortion/Blackmail	0	0	0
		False Pretenses/Swindle/Confidence Game	35	1	0
		Credit Card/Automatic Teller Fraud	0	0	0
		Impersonation	5	2	0
		Welfare Fraud	0	0	0
		Wire Fraud	0	0	0
		Identity Theft	0	0	0
		Hacking/Computer Invasion	0	0	0
		Robbery	1	0	0
		Pocket-picking	0	0	0
		Purse-snatching	0	0	0
		Shoplifting	0	0	0
		Theft From Building	0	0	0
		Theft From Coin Operated Machine or Device	0	0	0
		Theft From Motor Vehicle	0	0	0
		Theft of Motor Vehicle Parts/Accessories	0	0	0
		All Other Larceny	0	0	0
		Motor Vehicle Theft	1	0	0
		Stolen Property Offenses	1	0	0
		Crimes Against Society			
		Drug/Narcotic Violations	57	11	1
		Drug Equipment Violations	2	1	0
		Betting/Wagering	0	0	0
		Operating/Promoting/Assisting Gambling	0	0	0
		Gambling Equipment Violations	0	0	0
		Sports Tampering	0	0	0
		Pornography/Obscene Material	0	0	0
		Prostitution	0	0	0
		Assisting or Promoting Prostitution	0	0	0
		Purchasing Prostitution	0	0	0
		Weapon Law Violations	5	0	0
		Animal Cruelty	0	0	0
		Total Group A Offenses	111	16	1
Group B Arrests					
Offense	Adult	Juvenile			
Bad Checks	0	0			
Curfew/Loitering/Vagrancy Violations	0	0			
Disorderly Conduct	0	0			
Driving Under the Influence	46	0			
Drunkenness	1	0			
Family Offenses (Nonviolent)	0	0			
Liquor Law Violations	2	0			
Peeping Tom	0	0			
Runaway	0	0			
Trespass of Real Property	0	0			
All Other Offenses	11	0			
Total Group B	60	0			

(*) Offenses are counted using the FBI Units of Count for Crime

(**) The 'Arrests' column shows arrests made for incidents during the selected period, regardless of arrest date. Arrest counts for the same period may change over time.

State Police - Highland CO - VA045SP00 - NIBRS Agency Crime Overview - 2018

2018 Population Estimate	N/A	Offenses (*)		Arrests (**)	
		Group A Offenses	Reported	Adult	Juvenile
Law Enforcement Employees		Crimes Against Persons			
Sworn Male	0	Murder and Nonnegligent Manslaughter	0	0	0
Sworn Female	0	Negligent Manslaughter	0	0	0
Civilian Male	0	Kidnapping/Abduction	0	0	0
Civilian Female	0	Forcible Rape	0	0	0
Total:	0	Forcible Sodomy	0	0	0
		Sexual Assault With An Object	0	0	0
		Forcible Fondling	0	0	0
Offense Overview		Incest	0	0	0
Incident Total	6	Statutory Rape	0	0	0
Offense Total	6	Aggravated Assault	0	0	0
Group A Crimes per 100,000 population	N/A	Simple Assault	0	0	0
		Intimidation	0	0	0
		Human Trafficking, Commercial Sex Acts	0	0	0
		Human Trafficking, Involuntary Servitude	0	0	0
Arrest Overview		Crimes Against Property			
Total Arrests	6	Arson	0	0	0
Adult Arrests	6	Bribery	0	0	0
Juvenile Arrests	0	Burglary/Breaking & Entering	0	0	0
Unknown Age	0	Counterfeiting/Forgery	0	0	0
Arrests per 100,000 population	N/A	Destruction/Damage/Vandalism of Property	0	0	0
		Embezzlement	0	0	0
		Extortion/Blackmail	0	0	0
		False Pretenses/Swindle/Confidence Game	1	0	0
		Credit Card/Automatic Teller Fraud	0	0	0
		Impersonation	0	0	0
		Welfare Fraud	0	0	0
		Wire Fraud	0	0	0
		Identity Theft	0	0	0
		Hacking/Computer Invasion	0	0	0
		Robbery	0	0	0
		Pocket-picking	0	0	0
		Purse-snatching	0	0	0
		Shoplifting	0	0	0
		Theft From Building	0	0	0
		Theft From Coin Operated Machine or Device	0	0	0
		Theft From Motor Vehicle	0	0	0
		Theft of Motor Vehicle Parts/Accessories	0	0	0
		All Other Larceny	0	0	0
		Motor Vehicle Theft	0	0	0
		Stolen Property Offenses	0	0	0
		Crimes Against Society			
		Drug/Narcotic Violations	5	1	0
		Drug Equipment Violations	0	0	0
		Betting/Wagering	0	0	0
		Operating/Promoting/Assisting Gambling	0	0	0
		Gambling Equipment Violations	0	0	0
		Sports Tampering	0	0	0
		Pornography/Obscene Material	0	0	0
		Prostitution	0	0	0
		Assisting or Promoting Prostitution	0	0	0
		Purchasing Prostitution	0	0	0
		Weapon Law Violations	0	0	0
		Animal Cruelty	0	0	0
		Total Group A Offenses	6	1	0

Group B Arrests	Adult	Juvenile
Bad Checks	0	0
Curfew/Loitering/Vagrancy Violations	0	0
Disorderly Conduct	0	0
Driving Under the Influence	4	0
Drunkenness	0	0
Family Offenses (Nonviolent)	0	0
Liquor Law Violations	0	0
Peeping Tom	0	0
Runaway	0	0
Trespass of Real Property	1	0
All Other Offenses	0	0
Total Group B	5	0

(*) Offenses are counted using the FBI Units of Count for Crime

(**) The 'Arrests' column shows arrests made for incidents during the selected period, regardless of arrest date. Arrest counts for the same period may change over time.

State Police - Hopewell - VA113SP00 - NIBRS Agency Crime Overview - 2018

2018 Population Estimate	N/A	Offenses (*)		Arrests (**)		
		Reported	Adult	Juvenile		
Law Enforcement Employees		Group A Offenses				
		Crimes Against Persons				
Sworn Male	0	Murder and Nonnegligent Manslaughter	0	0	0	
Sworn Female	0	Negligent Manslaughter	0	0	0	
Civilian Male	0	Kidnapping/Abduction	0	0	0	
Civilian Female	0	Forcible Rape	0	0	0	
Total:	0	Forcible Sodomy	0	0	0	
		Sexual Assault With An Object	0	0	0	
		Forcible Fondling	1	0	0	
Offense Overview		Incest	0	0	0	
Incident Total	14	Statutory Rape	0	0	0	
Offense Total	14	Aggravated Assault	0	0	0	
Group A Crimes per 100,000 population	N/A	Simple Assault	0	0	0	
		Intimidation	0	0	0	
		Human Trafficking, Commercial Sex Acts	0	0	0	
		Human Trafficking, Involuntary Servitude	0	0	0	
Arrest Overview		Crimes Against Property				
Total Arrests	10	Arson	0	0	0	
Adult Arrests	10	Bribery	0	0	0	
Juvenile Arrests	0	Burglary/Breaking & Entering	0	0	0	
Unknown Age	0	Counterfeiting/Forgery	0	0	0	
Arrests per 100,000 population	N/A	Destruction/Damage/Vandalism of Property	1	0	0	
		Embezzlement	0	0	0	
		Extortion/Blackmail	0	0	0	
		False Pretenses/Swindle/Confidence Game	10	1	0	
		Credit Card/Automatic Teller Fraud	0	0	0	
		Impersonation	0	0	0	
		Welfare Fraud	0	0	0	
		Wire Fraud	0	0	0	
		Identity Theft	0	0	0	
		Hacking/Computer Invasion	0	0	0	
		Robbery	0	0	0	
		Pocket-picking	0	0	0	
		Purse-snatching	0	0	0	
		Shoplifting	0	0	0	
		Theft From Building	0	0	0	
		Theft From Coin Operated Machine or Device	0	0	0	
		Theft From Motor Vehicle	0	0	0	
		Theft of Motor Vehicle Parts/Accessories	0	0	0	
		All Other Larceny	0	0	0	
		Motor Vehicle Theft	0	0	0	
		Stolen Property Offenses	0	0	0	
		Crimes Against Society				
		Drug/Narcotic Violations	1	0	0	
		Drug Equipment Violations	0	0	0	
		Betting/Wagering	0	0	0	
		Operating/Promoting/Assisting Gambling	0	0	0	
		Gambling Equipment Violations	0	0	0	
		Sports Tampering	0	0	0	
		Pornography/Obscene Material	0	0	0	
		Prostitution	0	0	0	
		Assisting or Promoting Prostitution	0	0	0	
		Purchasing Prostitution	0	0	0	
		Weapon Law Violations	1	0	0	
		Animal Cruelty	0	0	0	
		Total Group A Offenses	14	1	0	
		Group B Arrests				
		Offense	Adult	Juvenile		
		Bad Checks	0	0		
		Curfew/Loitering/Vagrancy Violations	0	0		
		Disorderly Conduct	0	0		
		Driving Under the Influence	1	0		
		Drunkenness	0	0		
		Family Offenses (Nonviolent)	0	0		
		Liquor Law Violations	0	0		
		Peeping Tom	0	0		
		Runaway	0	0		
		Trespass of Real Property	0	0		
		All Other Offenses	8	0		
		Total Group B	9	0		

(*) Offenses are counted using the FBI Units of Count for Crime

(**) The 'Arrests' column shows arrests made for incidents during the selected period, regardless of arrest date. Arrest counts for the same period may change over time.

State Police - Isle Of Wight CO - VA046SP00 - NIBRS Agency Crime Overview - 2018

2018 Population Estimate	N/A	Offenses (*)		Arrests (**)		
		Reported	Adult	Juvenile		
Law Enforcement Employees		Group A Offenses				
		Crimes Against Persons				
Sworn Male	0	Murder and Nonnegligent Manslaughter	0	0	0	
Sworn Female	0	Negligent Manslaughter	0	0	0	
Civilian Male	0	Kidnapping/Abduction	0	0	0	
Civilian Female	0	Forcible Rape	0	0	0	
Total:	0	Forcible Sodomy	0	0	0	
		Sexual Assault With An Object	0	0	0	
		Forcible Fondling	0	0	0	
Offense Overview		Incest	0	0	0	
Incident Total	60	Statutory Rape	0	0	0	
Offense Total	62	Aggravated Assault	0	0	0	
Group A Crimes per 100,000 population	N/A	Simple Assault	0	0	0	
		Intimidation	0	0	0	
		Human Trafficking, Commercial Sex Acts	0	0	0	
		Human Trafficking, Involuntary Servitude	0	0	0	
Arrest Overview		Crimes Against Property				
Total Arrests	21	Arson	0	0	0	
Adult Arrests	21	Bribery	0	0	0	
Juvenile Arrests	0	Burglary/Breaking & Entering	0	0	0	
Unknown Age	0	Counterfeiting/Forgery	1	0	0	
Arrests per 100,000 population	N/A	Destruction/Damage/Vandalism of Property	0	0	0	
		Embezzlement	0	0	0	
		Extortion/Blackmail	0	0	0	
		False Pretenses/Swindle/Confidence Game	9	4	0	
		Credit Card/Automatic Teller Fraud	0	0	0	
		Impersonation	1	0	0	
		Welfare Fraud	0	0	0	
		Wire Fraud	0	0	0	
		Identity Theft	0	0	0	
		Hacking/Computer Invasion	0	0	0	
		Robbery	0	0	0	
		Pocket-picking	0	0	0	
		Purse-snatching	0	0	0	
		Shoplifting	0	0	0	
		Theft From Building	0	0	0	
		Theft From Coin Operated Machine or Device	0	0	0	
		Theft From Motor Vehicle	0	0	0	
		Theft of Motor Vehicle Parts/Accessories	0	0	0	
		All Other Larceny	2	0	0	
		Motor Vehicle Theft	1	0	0	
		Stolen Property Offenses	0	0	0	
		Crimes Against Society				
		Drug/Narcotic Violations	46	5	0	
		Drug Equipment Violations	0	0	0	
		Betting/Wagering	0	0	0	
		Operating/Promoting/Assisting Gambling	0	0	0	
		Gambling Equipment Violations	0	0	0	
		Sports Tampering	0	0	0	
		Pornography/Obscene Material	0	0	0	
		Prostitution	0	0	0	
		Assisting or Promoting Prostitution	0	0	0	
		Purchasing Prostitution	0	0	0	
		Weapon Law Violations	2	1	0	
		Animal Cruelty	0	0	0	
		Total Group A Offenses	62	10	0	

Group B Arrests		
Offense	Adult	Juvenile
Bad Checks	0	0
Curfew/Loitering/Vagrancy Violations	0	0
Disorderly Conduct	0	0
Driving Under the Influence	6	0
Drunkenness	0	0
Family Offenses (Nonviolent)	0	0
Liquor Law Violations	0	0
Peeping Tom	0	0
Runaway	0	0
Trespass of Real Property	0	0
All Other Offenses	5	0
Total Group B	11	0

(*) Offenses are counted using the FBI Units of Count for Crime

(**) The 'Arrests' column shows arrests made for incidents during the selected period, regardless of arrest date. Arrest counts for the same period may change over time.

State Police - James City CO - VA047SP00 - NIBRS Agency Crime Overview - 2018

2018 Population Estimate	N/A	Offenses (*)		Arrests (**)	
		Group A Offenses	Reported	Adult	Juvenile
Law Enforcement Employees		Crimes Against Persons			
Sworn Male	0	Murder and Nonnegligent Manslaughter	0	0	0
Sworn Female	0	Negligent Manslaughter	0	0	0
Civilian Male	0	Kidnapping/Abduction	0	0	0
Civilian Female	0	Forcible Rape	0	0	0
Total:	0	Forcible Sodomy	0	0	0
		Sexual Assault With An Object	0	0	0
		Forcible Fondling	0	0	0
Offense Overview		Incest	0	0	0
Incident Total	10	Statutory Rape	0	0	0
Offense Total	10	Aggravated Assault	0	0	0
Group A Crimes per 100,000 population	N/A	Simple Assault	0	0	0
		Intimidation	0	0	0
		Human Trafficking, Commercial Sex Acts	0	0	0
		Human Trafficking, Involuntary Servitude	0	0	0
Arrest Overview		Crimes Against Property			
Total Arrests	9	Arson	0	0	0
Adult Arrests	9	Bribery	0	0	0
Juvenile Arrests	0	Burglary/Breaking & Entering	0	0	0
Unknown Age	0	Counterfeiting/Forgery	0	0	0
Arrests per 100,000 population	N/A	Destruction/Damage/Vandalism of Property	0	0	0
		Embezzlement	0	0	0
		Extortion/Blackmail	0	0	0
		False Pretenses/Swindle/Confidence Game	5	1	0
		Credit Card/Automatic Teller Fraud	0	0	0
		Impersonation	1	1	0
		Welfare Fraud	0	0	0
		Wire Fraud	0	0	0
		Identity Theft	0	0	0
		Hacking/Computer Invasion	0	0	0
		Robbery	0	0	0
		Pocket-picking	0	0	0
		Purse-snatching	0	0	0
		Shoplifting	0	0	0
		Theft From Building	0	0	0
		Theft From Coin Operated Machine or Device	0	0	0
		Theft From Motor Vehicle	0	0	0
		Theft of Motor Vehicle Parts/Accessories	0	0	0
		All Other Larceny	0	0	0
		Motor Vehicle Theft	0	0	0
		Stolen Property Offenses	1	1	0
		Crimes Against Society			
		Drug/Narcotic Violations	3	1	0
		Drug Equipment Violations	0	0	0
		Betting/Wagering	0	0	0
		Operating/Promoting/Assisting Gambling	0	0	0
		Gambling Equipment Violations	0	0	0
		Sports Tampering	0	0	0
		Pornography/Obscene Material	0	0	0
		Prostitution	0	0	0
		Assisting or Promoting Prostitution	0	0	0
		Purchasing Prostitution	0	0	0
		Weapon Law Violations	0	0	0
		Animal Cruelty	0	0	0
		Total Group A Offenses	10	4	0

Group B Arrests	Adult	Juvenile
Bad Checks	0	0
Curfew/Loitering/Vagrancy Violations	0	0
Disorderly Conduct	0	0
Driving Under the Influence	5	0
Drunkenness	0	0
Family Offenses (Nonviolent)	0	0
Liquor Law Violations	0	0
Peeping Tom	0	0
Runaway	0	0
Trespass of Real Property	0	0
All Other Offenses	0	0
Total Group B	5	0

(*) Offenses are counted using the FBI Units of Count for Crime

(**) The 'Arrests' column shows arrests made for incidents during the selected period, regardless of arrest date. Arrest counts for the same period may change over time.

State Police - King & Queen CO - VA048SP00 - NIBRS Agency Crime Overview - 2018

2018 Population Estimate	N/A	Offenses (*)		Arrests (**)		
		Reported	Adult	Juvenile		
Law Enforcement Employees		Group A Offenses				
		Crimes Against Persons				
Sworn Male	0	Murder and Nonnegligent Manslaughter	0	0	0	
Sworn Female	0	Negligent Manslaughter	0	0	0	
Civilian Male	0	Kidnapping/Abduction	0	0	0	
Civilian Female	0	Forcible Rape	0	0	0	
Total:	0	Forcible Sodomy	0	0	0	
		Sexual Assault With An Object	0	0	0	
		Forcible Fondling	0	0	0	
Offense Overview		Incest	0	0	0	
Incident Total	6	Statutory Rape	0	0	0	
Offense Total	8	Aggravated Assault	0	0	0	
Group A Crimes per 100,000 population	N/A	Simple Assault	0	0	0	
		Intimidation	0	0	0	
		Human Trafficking, Commercial Sex Acts	0	0	0	
		Human Trafficking, Involuntary Servitude	0	0	0	
Arrest Overview		Crimes Against Property				
Total Arrests	9	Arson	0	0	0	
Adult Arrests	9	Bribery	0	0	0	
Juvenile Arrests	0	Burglary/Breaking & Entering	1	0	0	
Unknown Age	0	Counterfeiting/Forgery	0	0	0	
Arrests per 100,000 population	N/A	Destruction/Damage/Vandalism of Property	0	0	0	
		Embezzlement	0	0	0	
		Extortion/Blackmail	0	0	0	
		False Pretenses/Swindle/Confidence Game	0	0	0	
		Credit Card/Automatic Teller Fraud	0	0	0	
		Impersonation	0	0	0	
		Welfare Fraud	0	0	0	
		Wire Fraud	0	0	0	
		Identity Theft	0	0	0	
		Hacking/Computer Invasion	0	0	0	
		Robbery	0	0	0	
		Pocket-picking	0	0	0	
		Purse-snatching	0	0	0	
		Shoplifting	0	0	0	
		Theft From Building	0	0	0	
		Theft From Coin Operated Machine or Device	0	0	0	
		Theft From Motor Vehicle	0	0	0	
		Theft of Motor Vehicle Parts/Accessories	0	0	0	
		All Other Larceny	1	0	0	
		Motor Vehicle Theft	0	0	0	
		Stolen Property Offenses	0	0	0	
		Crimes Against Society				
		Drug/Narcotic Violations	5	5	0	
		Drug Equipment Violations	0	0	0	
		Betting/Wagering	0	0	0	
		Operating/Promoting/Assisting Gambling	0	0	0	
		Gambling Equipment Violations	0	0	0	
		Sports Tampering	0	0	0	
		Pornography/Obscene Material	0	0	0	
		Prostitution	0	0	0	
		Assisting or Promoting Prostitution	0	0	0	
		Purchasing Prostitution	0	0	0	
		Weapon Law Violations	1	0	0	
		Animal Cruelty	0	0	0	
		Total Group A Offenses	8	5	0	
Group B Arrests						
Offense	Adult	Juvenile				
Bad Checks	0	0				
Curfew/Loitering/Vagrancy Violations	0	0				
Disorderly Conduct	0	0				
Driving Under the Influence	3	0				
Drunkenness	0	0				
Family Offenses (Nonviolent)	0	0				
Liquor Law Violations	0	0				
Peeping Tom	0	0				
Runaway	0	0				
Trespass of Real Property	0	0				
All Other Offenses	1	0				
Total Group B	4	0				

(*) Offenses are counted using the FBI Units of Count for Crime

(**) The 'Arrests' column shows arrests made for incidents during the selected period, regardless of arrest date. Arrest counts for the same period may change over time.

State Police - King George CO - VA049SP00 - NIBRS Agency Crime Overview - 2018

2018 Population Estimate	N/A	Offenses (*)		Arrests (**)		
		Reported	Adult	Juvenile		
Law Enforcement Employees		Group A Offenses				
		Crimes Against Persons				
Sworn Male	0	Murder and Nonnegligent Manslaughter	0	0	0	
Sworn Female	0	Negligent Manslaughter	0	0	0	
Civilian Male	0	Kidnapping/Abduction	0	0	0	
Civilian Female	0	Forcible Rape	0	0	0	
Total:	0	Forcible Sodomy	0	0	0	
		Sexual Assault With An Object	0	0	0	
		Forcible Fondling	0	0	0	
Offense Overview		Incest	0	0	0	
Incident Total	17	Statutory Rape	0	0	0	
Offense Total	23	Aggravated Assault	1	1	0	
Group A Crimes per 100,000 population	N/A	Simple Assault	1	0	0	
		Intimidation	0	0	0	
		Human Trafficking, Commercial Sex Acts	0	0	0	
		Human Trafficking, Involuntary Servitude	0	0	0	
Arrest Overview		Crimes Against Property				
Total Arrests	20	Arson	0	0	0	
Adult Arrests	20	Bribery	0	0	0	
Juvenile Arrests	0	Burglary/Breaking & Entering	0	0	0	
Unknown Age	0	Counterfeiting/Forgery	1	0	0	
Arrests per 100,000 population	N/A	Destruction/Damage/Vandalism of Property	0	0	0	
		Embezzlement	0	0	0	
		Extortion/Blackmail	0	0	0	
		False Pretenses/Swindle/Confidence Game	0	0	0	
		Credit Card/Automatic Teller Fraud	0	0	0	
		Impersonation	0	0	0	
		Welfare Fraud	0	0	0	
		Wire Fraud	0	0	0	
		Identity Theft	0	0	0	
		Hacking/Computer Invasion	0	0	0	
		Robbery	0	0	0	
		Pocket-picking	0	0	0	
		Purse-snatching	0	0	0	
		Shoplifting	0	0	0	
		Theft From Building	0	0	0	
		Theft From Coin Operated Machine or Device	0	0	0	
		Theft From Motor Vehicle	0	0	0	
		Theft of Motor Vehicle Parts/Accessories	0	0	0	
		All Other Larceny	3	1	0	
		Motor Vehicle Theft	0	0	0	
		Stolen Property Offenses	1	0	0	
		Crimes Against Society				
		Drug/Narcotic Violations	12	6	0	
		Drug Equipment Violations	2	0	0	
		Betting/Wagering	0	0	0	
		Operating/Promoting/Assisting Gambling	0	0	0	
		Gambling Equipment Violations	0	0	0	
		Sports Tampering	0	0	0	
		Pornography/Obscene Material	0	0	0	
		Prostitution	0	0	0	
		Assisting or Promoting Prostitution	0	0	0	
		Purchasing Prostitution	0	0	0	
		Weapon Law Violations	2	0	0	
		Animal Cruelty	0	0	0	
		Total Group A Offenses	23	8	0	
Group B Arrests						
Offense	Adult	Juvenile				
Bad Checks	0	0				
Curfew/Loitering/Vagrancy Violations	0	0				
Disorderly Conduct	0	0				
Driving Under the Influence	10	0				
Drunkenness	1	0				
Family Offenses (Nonviolent)	0	0				
Liquor Law Violations	0	0				
Peeping Tom	0	0				
Runaway	0	0				
Trespass of Real Property	0	0				
All Other Offenses	1	0				
Total Group B	12	0				

(*) Offenses are counted using the FBI Units of Count for Crime

(**) The 'Arrests' column shows arrests made for incidents during the selected period, regardless of arrest date. Arrest counts for the same period may change over time.

State Police - King William CO - VA050SP00 - NIBRS Agency Crime Overview - 2018

2018 Population Estimate	N/A	Offenses (*)			Arrests (**)	
		Group A Offenses	Reported	Adult	Juvenile	
Law Enforcement Employees		Crimes Against Persons				
Sworn Male	0	Murder and Nonnegligent Manslaughter	0	0	0	0
Sworn Female	0	Negligent Manslaughter	0	0	0	0
Civilian Male	0	Kidnapping/Abduction	0	0	0	0
Civilian Female	0	Forcible Rape	1	0	0	0
Total:	0	Forcible Sodomy	0	0	0	0
		Sexual Assault With An Object	0	0	0	0
		Forcible Fondling	0	0	0	0
Offense Overview		Incest	0	0	0	0
Incident Total	5	Statutory Rape	0	0	0	0
Offense Total	7	Aggravated Assault	0	0	0	0
Group A Crimes per 100,000 population	N/A	Simple Assault	0	0	0	0
		Intimidation	0	0	0	0
		Human Trafficking, Commercial Sex Acts	0	0	0	0
		Human Trafficking, Involuntary Servitude	0	0	0	0
Arrest Overview		Crimes Against Property				
Total Arrests	4	Arson	0	0	0	0
Adult Arrests	4	Bribery	0	0	0	0
Juvenile Arrests	0	Burglary/Breaking & Entering	0	0	0	0
Unknown Age	0	Counterfeiting/Forgery	1	1	0	0
Arrests per 100,000 population	N/A	Destruction/Damage/Vandalism of Property	1	0	0	0
		Embezzlement	0	0	0	0
		Extortion/Blackmail	0	0	0	0
		False Pretenses/Swindle/Confidence Game	1	0	0	0
		Credit Card/Automatic Teller Fraud	0	0	0	0
		Impersonation	0	0	0	0
		Welfare Fraud	0	0	0	0
		Wire Fraud	0	0	0	0
		Identity Theft	0	0	0	0
		Hacking/Computer Invasion	0	0	0	0
		Robbery	0	0	0	0
		Pocket-picking	0	0	0	0
		Purse-snatching	0	0	0	0
		Shoplifting	0	0	0	0
		Theft From Building	0	0	0	0
		Theft From Coin Operated Machine or Device	0	0	0	0
		Theft From Motor Vehicle	0	0	0	0
		Theft of Motor Vehicle Parts/Accessories	0	0	0	0
		All Other Larceny	0	0	0	0
		Motor Vehicle Theft	0	0	0	0
		Stolen Property Offenses	0	0	0	0
		Crimes Against Society				
		Drug/Narcotic Violations	1	2	0	0
		Drug Equipment Violations	1	0	0	0
		Betting/Wagering	0	0	0	0
		Operating/Promoting/Assisting Gambling	0	0	0	0
		Gambling Equipment Violations	0	0	0	0
		Sports Tampering	0	0	0	0
		Pornography/Obscene Material	0	0	0	0
		Prostitution	0	0	0	0
		Assisting or Promoting Prostitution	0	0	0	0
		Purchasing Prostitution	0	0	0	0
		Weapon Law Violations	1	0	0	0
		Animal Cruelty	0	0	0	0
		Total Group A Offenses	7	3	0	0

Group B Arrests	Adult	Juvenile
Bad Checks	0	0
Curfew/Loitering/Vagrancy Violations	0	0
Disorderly Conduct	0	0
Driving Under the Influence	1	0
Drunkenness	0	0
Family Offenses (Nonviolent)	0	0
Liquor Law Violations	0	0
Peeping Tom	0	0
Runaway	0	0
Trespass of Real Property	0	0
All Other Offenses	0	0
Total Group B	1	0

(*) Offenses are counted using the FBI Units of Count for Crime

(**) The 'Arrests' column shows arrests made for incidents during the selected period, regardless of arrest date. Arrest counts for the same period may change over time.

State Police - Lancaster CO - VA051SP00 - NIBRS Agency Crime Overview - 2018

2018 Population Estimate	N/A	Offenses (*)		Arrests (**)	
		Group A Offenses	Reported	Adult	Juvenile
Law Enforcement Employees		Crimes Against Persons			
Sworn Male	0	Murder and Nonnegligent Manslaughter	0	0	0
Sworn Female	0	Negligent Manslaughter	0	0	0
Civilian Male	0	Kidnapping/Abduction	0	0	0
Civilian Female	0	Forcible Rape	0	0	0
Total:	0	Forcible Sodomy	0	0	0
		Sexual Assault With An Object	0	0	0
		Forcible Fondling	0	0	0
Offense Overview		Incest	0	0	0
Incident Total	27	Statutory Rape	0	0	0
Offense Total	30	Aggravated Assault	0	0	0
Group A Crimes per 100,000 population	N/A	Simple Assault	0	0	0
		Intimidation	0	0	0
		Human Trafficking, Commercial Sex Acts	0	0	0
		Human Trafficking, Involuntary Servitude	0	0	0
Arrest Overview		Crimes Against Property			
Total Arrests	31	Arson	0	0	0
Adult Arrests	31	Bribery	0	0	0
Juvenile Arrests	0	Burglary/Breaking & Entering	0	0	0
Unknown Age	0	Counterfeiting/Forgery	1	1	0
Arrests per 100,000 population	N/A	Destruction/Damage/Vandalism of Property	0	0	0
		Embezzlement	0	0	0
		Extortion/Blackmail	0	0	0
		False Pretenses/Swindle/Confidence Game	1	0	0
		Credit Card/Automatic Teller Fraud	0	0	0
		Impersonation	0	0	0
		Welfare Fraud	0	0	0
		Wire Fraud	0	0	0
		Identity Theft	0	0	0
		Hacking/Computer Invasion	0	0	0
		Robbery	0	0	0
		Pocket-picking	0	0	0
		Purse-snatching	0	0	0
		Shoplifting	0	0	0
		Theft From Building	0	0	0
		Theft From Coin Operated Machine or Device	0	0	0
		Theft From Motor Vehicle	0	0	0
		Theft of Motor Vehicle Parts/Accessories	0	0	0
		All Other Larceny	0	0	0
		Motor Vehicle Theft	0	0	0
		Stolen Property Offenses	0	0	0
		Crimes Against Society			
		Drug/Narcotic Violations	24	13	0
		Drug Equipment Violations	1	0	0
		Betting/Wagering	0	0	0
		Operating/Promoting/Assisting Gambling	0	0	0
		Gambling Equipment Violations	0	0	0
		Sports Tampering	0	0	0
		Pornography/Obscene Material	0	0	0
		Prostitution	0	0	0
		Assisting or Promoting Prostitution	0	0	0
		Purchasing Prostitution	0	0	0
		Weapon Law Violations	3	1	0
		Animal Cruelty	0	0	0
		Total Group A Offenses	30	15	0

Group B Arrests	Adult	Juvenile
Bad Checks	0	0
Curfew/Loitering/Vagrancy Violations	0	0
Disorderly Conduct	0	0
Driving Under the Influence	13	0
Drunkenness	2	0
Family Offenses (Nonviolent)	0	0
Liquor Law Violations	0	0
Peeping Tom	0	0
Runaway	0	0
Trespass of Real Property	0	0
All Other Offenses	1	0
Total Group B	16	0

(*) Offenses are counted using the FBI Units of Count for Crime

(**) The 'Arrests' column shows arrests made for incidents during the selected period, regardless of arrest date. Arrest counts for the same period may change over time.

State Police - Lee CO - VA052SP00 - NIBRS Agency Crime Overview - 2018

2018 Population Estimate	N/A	Offenses (*)		Arrests (**)	
		Group A Offenses	Reported	Adult	Juvenile
Law Enforcement Employees		Crimes Against Persons			
Sworn Male	0	Murder and Nonnegligent Manslaughter	2	0	0
Sworn Female	0	Negligent Manslaughter	0	0	0
Civilian Male	0	Kidnapping/Abduction	0	0	0
Civilian Female	0	Forcible Rape	0	0	0
Total:	0	Forcible Sodomy	0	0	0
		Sexual Assault With An Object	0	0	0
		Forcible Fondling	0	0	0
Offense Overview		Incest	0	0	0
Incident Total	55	Statutory Rape	0	0	0
Offense Total	64	Aggravated Assault	3	3	0
Group A Crimes per 100,000 population	N/A	Simple Assault	1	0	0
		Intimidation	0	0	0
		Human Trafficking, Commercial Sex Acts	0	0	0
		Human Trafficking, Involuntary Servitude	0	0	0
Arrest Overview		Crimes Against Property			
Total Arrests	38	Arson	1	0	0
Adult Arrests	38	Bribery	0	0	0
Juvenile Arrests	0	Burglary/Breaking & Entering	0	0	0
Unknown Age	0	Counterfeiting/Forgery	1	1	0
Arrests per 100,000 population	N/A	Destruction/Damage/Vandalism of Property	1	0	0
		Embezzlement	0	0	0
		Extortion/Blackmail	0	0	0
		False Pretenses/Swindle/Confidence Game	7	3	0
		Credit Card/Automatic Teller Fraud	0	0	0
		Impersonation	0	0	0
		Welfare Fraud	0	0	0
		Wire Fraud	0	0	0
		Identity Theft	0	0	0
		Hacking/Computer Invasion	0	0	0
		Robbery	0	0	0
		Pocket-picking	0	0	0
		Purse-snatching	0	0	0
		Shoplifting	0	0	0
		Theft From Building	0	0	0
		Theft From Coin Operated Machine or Device	0	0	0
		Theft From Motor Vehicle	0	0	0
		Theft of Motor Vehicle Parts/Accessories	0	0	0
		All Other Larceny	6	1	0
		Motor Vehicle Theft	4	1	0
		Stolen Property Offenses	2	2	0
		Crimes Against Society			
		Drug/Narcotic Violations	28	4	0
		Drug Equipment Violations	3	1	0
		Betting/Wagering	0	0	0
		Operating/Promoting/Assisting Gambling	0	0	0
		Gambling Equipment Violations	0	0	0
		Sports Tampering	0	0	0
		Pornography/Obscene Material	2	0	0
		Prostitution	0	0	0
		Assisting or Promoting Prostitution	0	0	0
		Purchasing Prostitution	0	0	0
		Weapon Law Violations	3	0	0
		Animal Cruelty	0	0	0
		Total Group A Offenses	64	16	0
Group B Arrests					
Offense	Adult	Juvenile			
Bad Checks	0	0			
Curfew/Loitering/Vagrancy Violations	0	0			
Disorderly Conduct	0	0			
Driving Under the Influence	21	0			
Drunkenness	1	0			
Family Offenses (Nonviolent)	0	0			
Liquor Law Violations	0	0			
Peeping Tom	0	0			
Runaway	0	0			
Trespass of Real Property	0	0			
All Other Offenses	0	0			
Total Group B	22	0			

(*) Offenses are counted using the FBI Units of Count for Crime

(**) The 'Arrests' column shows arrests made for incidents during the selected period, regardless of arrest date. Arrest counts for the same period may change over time.

State Police - Lexington - VA081S200 - NIBRS Agency Crime Overview - 2018

2018 Population Estimate	N/A	Offenses (*)		Arrests (**)		
		Reported	Adult	Juvenile		
Law Enforcement Employees		Group A Offenses				
		Crimes Against Persons				
Sworn Male	0	Murder and Nonnegligent Manslaughter	0	0	0	
Sworn Female	0	Negligent Manslaughter	0	0	0	
Civilian Male	0	Kidnapping/Abduction	0	0	0	
Civilian Female	0	Forcible Rape	0	0	0	
Total:	0	Forcible Sodomy	0	0	0	
		Sexual Assault With An Object	0	0	0	
		Forcible Fondling	0	0	0	
Offense Overview		Incest	0	0	0	
Incident Total	12	Statutory Rape	0	0	0	
Offense Total	12	Aggravated Assault	0	0	0	
Group A Crimes per 100,000 population	N/A	Simple Assault	0	0	0	
		Intimidation	0	0	0	
		Human Trafficking, Commercial Sex Acts	0	0	0	
		Human Trafficking, Involuntary Servitude	0	0	0	
Arrest Overview		Crimes Against Property				
Total Arrests	1	Arson	0	0	0	
Adult Arrests	1	Bribery	0	0	0	
Juvenile Arrests	0	Burglary/Breaking & Entering	0	0	0	
Unknown Age	0	Counterfeiting/Forgery	0	0	0	
Arrests per 100,000 population	N/A	Destruction/Damage/Vandalism of Property	0	0	0	
		Embezzlement	0	0	0	
		Extortion/Blackmail	0	0	0	
		False Pretenses/Swindle/Confidence Game	2	0	0	
		Credit Card/Automatic Teller Fraud	0	0	0	
		Impersonation	0	0	0	
		Welfare Fraud	0	0	0	
		Wire Fraud	0	0	0	
		Identity Theft	0	0	0	
		Hacking/Computer Invasion	0	0	0	
		Robbery	0	0	0	
		Pocket-picking	0	0	0	
		Purse-snatching	0	0	0	
		Shoplifting	0	0	0	
		Theft From Building	0	0	0	
		Theft From Coin Operated Machine or Device	0	0	0	
		Theft From Motor Vehicle	0	0	0	
		Theft of Motor Vehicle Parts/Accessories	0	0	0	
		All Other Larceny	0	0	0	
		Motor Vehicle Theft	0	0	0	
		Stolen Property Offenses	0	0	0	
		Crimes Against Society				
		Drug/Narcotic Violations	10	0	0	
		Drug Equipment Violations	0	0	0	
		Betting/Wagering	0	0	0	
		Operating/Promoting/Assisting Gambling	0	0	0	
		Gambling Equipment Violations	0	0	0	
		Sports Tampering	0	0	0	
		Pornography/Obscene Material	0	0	0	
		Prostitution	0	0	0	
		Assisting or Promoting Prostitution	0	0	0	
		Purchasing Prostitution	0	0	0	
		Weapon Law Violations	0	0	0	
		Animal Cruelty	0	0	0	
		Total Group A Offenses	12	0	0	

(*) Offenses are counted using the FBI Units of Count for Crime

(**) The 'Arrests' column shows arrests made for incidents during the selected period, regardless of arrest date. Arrest counts for the same period may change over time.

State Police - Loudoun CO - VA053SP00 - NIBRS Agency Crime Overview - 2018

2018 Population Estimate	N/A	Offenses (*)			Arrests (**)	
		Group A Offenses	Reported	Adult	Juvenile	
Law Enforcement Employees		Crimes Against Persons				
Sworn Male	0	Murder and Nonnegligent Manslaughter	0	0	0	0
Sworn Female	0	Negligent Manslaughter	0	0	0	0
Civilian Male	0	Kidnapping/Abduction	1	0	0	0
Civilian Female	0	Forcible Rape	1	0	0	0
Total:	0	Forcible Sodomy	0	0	0	0
		Sexual Assault With An Object	0	0	0	0
		Forcible Fondling	1	0	0	0
Offense Overview		Incest	0	0	0	0
Incident Total	104	Statutory Rape	0	0	0	0
Offense Total	117	Aggravated Assault	0	0	0	0
Group A Crimes per 100,000 population	N/A	Simple Assault	6	2	0	0
		Intimidation	0	0	0	0
		Human Trafficking, Commercial Sex Acts	0	0	0	0
		Human Trafficking, Involuntary Servitude	0	0	0	0
Arrest Overview		Crimes Against Property				
Total Arrests	148	Arson	1	0	0	0
Adult Arrests	147	Bribery	0	0	0	0
Juvenile Arrests	1	Burglary/Breaking & Entering	0	0	0	0
Unknown Age	0	Counterfeiting/Forgery	4	2	0	0
Arrests per 100,000 population	N/A	Destruction/Damage/Vandalism of Property	0	0	0	0
		Embezzlement	0	0	0	0
		Extortion/Blackmail	1	0	0	0
		False Pretenses/Swindle/Confidence Game	9	1	0	0
		Credit Card/Automatic Teller Fraud	0	0	0	0
		Impersonation	2	1	0	0
		Welfare Fraud	0	0	0	0
		Wire Fraud	0	0	0	0
		Identity Theft	0	0	0	0
		Hacking/Computer Invasion	0	0	0	0
		Robbery	0	0	0	0
		Pocket-picking	1	0	0	0
		Purse-snatching	0	0	0	0
		Shoplifting	0	0	0	0
		Theft From Building	0	0	0	0
		Theft From Coin Operated Machine or Device	0	0	0	0
		Theft From Motor Vehicle	0	0	0	0
		Theft of Motor Vehicle Parts/Accessories	0	0	0	0
		All Other Larceny	1	0	0	0
		Motor Vehicle Theft	0	0	0	0
		Stolen Property Offenses	1	1	0	0
		Crimes Against Society				
		Drug/Narcotic Violations	80	64	0	0
		Drug Equipment Violations	6	1	0	0
		Betting/Wagering	0	0	0	0
		Operating/Promoting/Assisting Gambling	0	0	0	0
		Gambling Equipment Violations	0	0	0	0
		Sports Tampering	0	0	0	0
		Pornography/Obscene Material	0	0	0	0
		Prostitution	0	0	0	0
		Assisting or Promoting Prostitution	0	0	0	0
		Purchasing Prostitution	0	0	0	0
		Weapon Law Violations	2	1	0	0
		Animal Cruelty	0	0	0	0
		Total Group A Offenses	117	73	0	0
Group B Arrests						
Offense	Adult	Juvenile				
Bad Checks	1	0				
Curfew/Loitering/Vagrancy Violations	0	0				
Disorderly Conduct	1	0				
Driving Under the Influence	67	1				
Drunkenness	0	0				
Family Offenses (Nonviolent)	0	0				
Liquor Law Violations	1	0				
Peeping Tom	0	0				
Runaway	0	0				
Trespass of Real Property	0	0				
All Other Offenses	4	0				
Total Group B	74	1				

(*) Offenses are counted using the FBI Units of Count for Crime

(**) The 'Arrests' column shows arrests made for incidents during the selected period, regardless of arrest date. Arrest counts for the same period may change over time.

State Police - Louisa CO - VA054SP00 - NIBRS Agency Crime Overview - 2018

2018 Population Estimate	N/A	Offenses (*)		Arrests (**)		
		Reported	Adult	Juvenile		
Law Enforcement Employees		Group A Offenses				
		Crimes Against Persons				
Sworn Male	0	Murder and Nonnegligent Manslaughter	0	0	0	
Sworn Female	0	Negligent Manslaughter	0	0	0	
Civilian Male	0	Kidnapping/Abduction	0	0	0	
Civilian Female	0	Forcible Rape	0	0	0	
Total:	0	Forcible Sodomy	0	0	0	
		Sexual Assault With An Object	0	0	0	
		Forcible Fondling	0	0	0	
Offense Overview		Incest	0	0	0	
Incident Total	17	Statutory Rape	0	0	0	
Offense Total	19	Aggravated Assault	0	0	0	
Group A Crimes per 100,000 population	N/A	Simple Assault	1	1	0	
		Intimidation	0	0	0	
		Human Trafficking, Commercial Sex Acts	0	0	0	
		Human Trafficking, Involuntary Servitude	0	0	0	
Arrest Overview		Crimes Against Property				
Total Arrests	38	Arson	0	0	0	
Adult Arrests	38	Bribery	0	0	0	
Juvenile Arrests	0	Burglary/Breaking & Entering	0	0	0	
Unknown Age	0	Counterfeiting/Forgery	1	0	0	
Arrests per 100,000 population	N/A	Destruction/Damage/Vandalism of Property	3	1	0	
		Embezzlement	0	0	0	
		Extortion/Blackmail	0	0	0	
		False Pretenses/Swindle/Confidence Game	0	0	0	
		Credit Card/Automatic Teller Fraud	0	0	0	
		Impersonation	1	1	0	
		Welfare Fraud	0	0	0	
		Wire Fraud	0	0	0	
		Identity Theft	0	0	0	
		Hacking/Computer Invasion	0	0	0	
		Robbery	0	0	0	
		Pocket-picking	0	0	0	
		Purse-snatching	0	0	0	
		Shoplifting	3	3	0	
		Theft From Building	0	0	0	
		Theft From Coin Operated Machine or Device	0	0	0	
		Theft From Motor Vehicle	0	0	0	
		Theft of Motor Vehicle Parts/Accessories	0	0	0	
		All Other Larceny	0	0	0	
		Motor Vehicle Theft	0	0	0	
		Stolen Property Offenses	0	0	0	
		Crimes Against Society				
		Drug/Narcotic Violations	10	10	0	
		Drug Equipment Violations	0	0	0	
		Betting/Wagering	0	0	0	
		Operating/Promoting/Assisting Gambling	0	0	0	
		Gambling Equipment Violations	0	0	0	
		Sports Tampering	0	0	0	
		Pornography/Obscene Material	0	0	0	
		Prostitution	0	0	0	
		Assisting or Promoting Prostitution	0	0	0	
		Purchasing Prostitution	0	0	0	
		Weapon Law Violations	0	0	0	
		Animal Cruelty	0	0	0	
		Total Group A Offenses	19	16	0	
Group B Arrests						
Offense	Adult	Juvenile				
Bad Checks	0	0				
Curfew/Loitering/Vagrancy Violations	0	0				
Disorderly Conduct	0	0				
Driving Under the Influence	18	0				
Drunkenness	0	0				
Family Offenses (Nonviolent)	0	0				
Liquor Law Violations	0	0				
Peeping Tom	0	0				
Runaway	0	0				
Trespass of Real Property	0	0				
All Other Offenses	4	0				
Total Group B	22	0				

(*) Offenses are counted using the FBI Units of Count for Crime

(**) The 'Arrests' column shows arrests made for incidents during the selected period, regardless of arrest date. Arrest counts for the same period may change over time.

State Police - Lunenburg CO - VA055SP00 - NIBRS Agency Crime Overview - 2018

2018 Population Estimate	N/A	Offenses (*)		Arrests (**)		
		Reported	Adult	Juvenile		
Law Enforcement Employees		Group A Offenses				
		Crimes Against Persons				
Sworn Male	0	Murder and Nonnegligent Manslaughter	0	0	0	
Sworn Female	0	Negligent Manslaughter	0	0	0	
Civilian Male	0	Kidnapping/Abduction	0	0	0	
Civilian Female	0	Forcible Rape	0	0	0	
Total:	0	Forcible Sodomy	0	0	0	
		Sexual Assault With An Object	0	0	0	
		Forcible Fondling	0	0	0	
Offense Overview		Incest	0	0	0	
Incident Total	79	Statutory Rape	0	0	0	
Offense Total	99	Aggravated Assault	5	0	0	
Group A Crimes per 100,000 population	N/A	Simple Assault	2	2	0	
		Intimidation	0	0	0	
		Human Trafficking, Commercial Sex Acts	0	0	0	
		Human Trafficking, Involuntary Servitude	0	0	0	
Arrest Overview		Crimes Against Property				
Total Arrests	55	Arson	0	0	0	
Adult Arrests	55	Bribery	0	0	0	
Juvenile Arrests	0	Burglary/Breaking & Entering	0	0	0	
Unknown Age	0	Counterfeiting/Forgery	2	0	0	
Arrests per 100,000 population	N/A	Destruction/Damage/Vandalism of Property	1	0	0	
		Embezzlement	1	0	0	
		Extortion/Blackmail	0	0	0	
		False Pretenses/Swindle/Confidence Game	0	0	0	
		Credit Card/Automatic Teller Fraud	0	0	0	
		Impersonation	0	0	0	
		Welfare Fraud	0	0	0	
		Wire Fraud	0	0	0	
		Identity Theft	0	0	0	
		Hacking/Computer Invasion	0	0	0	
		Robbery	0	0	0	
		Pocket-picking	0	0	0	
		Purse-snatching	0	0	0	
		Shoplifting	0	0	0	
		Theft From Building	0	0	0	
		Theft From Coin Operated Machine or Device	0	0	0	
		Theft From Motor Vehicle	0	0	0	
		Theft of Motor Vehicle Parts/Accessories	0	0	0	
		All Other Larceny	0	0	0	
		Motor Vehicle Theft	0	0	0	
		Stolen Property Offenses	2	1	0	
		Crimes Against Society				
		Drug/Narcotic Violations	73	24	0	
		Drug Equipment Violations	3	0	0	
		Betting/Wagering	0	0	0	
		Operating/Promoting/Assisting Gambling	0	0	0	
		Gambling Equipment Violations	0	0	0	
		Sports Tampering	0	0	0	
		Pornography/Obscene Material	0	0	0	
		Prostitution	0	0	0	
		Assisting or Promoting Prostitution	0	0	0	
		Purchasing Prostitution	0	0	0	
		Weapon Law Violations	10	2	0	
		Animal Cruelty	0	0	0	
		Total Group A Offenses	99	29	0	
Group B Arrests						
Offense	Adult	Juvenile				
Bad Checks	0	0				
Curfew/Loitering/Vagrancy Violations	0	0				
Disorderly Conduct	0	0				
Driving Under the Influence	16	0				
Drunkenness	0	0				
Family Offenses (Nonviolent)	0	0				
Liquor Law Violations	2	0				
Peeping Tom	0	0				
Runaway	0	0				
Trespass of Real Property	0	0				
All Other Offenses	8	0				
Total Group B	26	0				

(*) Offenses are counted using the FBI Units of Count for Crime

(**) The 'Arrests' column shows arrests made for incidents during the selected period, regardless of arrest date. Arrest counts for the same period may change over time.

State Police - Lynchburg - VA114SP00 - NIBRS Agency Crime Overview - 2018

2018 Population Estimate	N/A	Offenses (*)			Arrests (**)	
		Group A Offenses	Reported	Adult	Juvenile	
Law Enforcement Employees		Crimes Against Persons				
Sworn Male	0	Murder and Nonnegligent Manslaughter	0	0	0	0
Sworn Female	0	Negligent Manslaughter	0	0	0	0
Civilian Male	0	Kidnapping/Abduction	0	0	0	0
Civilian Female	0	Forcible Rape	0	0	0	0
Total:	0	Forcible Sodomy	0	0	0	0
		Sexual Assault With An Object	0	0	0	0
		Forcible Fondling	1	0	0	0
Offense Overview		Incest	0	0	0	0
Incident Total	85	Statutory Rape	0	0	0	0
Offense Total	88	Aggravated Assault	3	2	0	0
Group A Crimes per 100,000 population	N/A	Simple Assault	0	0	0	0
		Intimidation	0	0	0	0
		Human Trafficking, Commercial Sex Acts	0	0	0	0
		Human Trafficking, Involuntary Servitude	0	0	0	0
Arrest Overview		Crimes Against Property				
Total Arrests	17	Arson	0	0	0	0
Adult Arrests	16	Bribery	0	0	0	0
Juvenile Arrests	1	Burglary/Breaking & Entering	0	0	0	0
Unknown Age	0	Counterfeiting/Forgery	1	1	0	0
Arrests per 100,000 population	N/A	Destruction/Damage/Vandalism of Property	0	0	0	0
		Embezzlement	0	0	0	0
		Extortion/Blackmail	0	0	0	0
		False Pretenses/Swindle/Confidence Game	34	3	0	0
		Credit Card/Automatic Teller Fraud	0	0	0	0
		Impersonation	1	0	0	0
		Welfare Fraud	0	0	0	0
		Wire Fraud	0	0	0	0
		Identity Theft	0	0	0	0
		Hacking/Computer Invasion	0	0	0	0
		Robbery	0	0	0	0
		Pocket-picking	0	0	0	0
		Purse-snatching	0	0	0	0
		Shoplifting	0	0	0	0
		Theft From Building	0	0	0	0
		Theft From Coin Operated Machine or Device	0	0	0	0
		Theft From Motor Vehicle	0	0	0	0
		Theft of Motor Vehicle Parts/Accessories	0	0	0	0
		All Other Larceny	2	0	0	0
		Motor Vehicle Theft	0	0	0	0
		Stolen Property Offenses	0	0	0	0
		Crimes Against Society				
		Drug/Narcotic Violations	43	5	1	1
		Drug Equipment Violations	0	0	0	0
		Betting/Wagering	0	0	0	0
		Operating/Promoting/Assisting Gambling	0	0	0	0
		Gambling Equipment Violations	0	0	0	0
		Sports Tampering	0	0	0	0
		Pornography/Obscene Material	0	0	0	0
		Prostitution	0	0	0	0
		Assisting or Promoting Prostitution	0	0	0	0
		Purchasing Prostitution	0	0	0	0
		Weapon Law Violations	3	0	0	0
		Animal Cruelty	0	0	0	0
		Total Group A Offenses	88	11	1	1
Group B Arrests						
Offense	Adult	Juvenile				
Bad Checks	0	0				
Curfew/Loitering/Vagrancy Violations	0	0				
Disorderly Conduct	0	0				
Driving Under the Influence	0	0				
Drunkenness	0	0				
Family Offenses (Nonviolent)	0	0				
Liquor Law Violations	0	0				
Peeping Tom	0	0				
Runaway	0	0				
Trespass of Real Property	0	0				
All Other Offenses	5	0				
Total Group B	5	0				

(*) Offenses are counted using the FBI Units of Count for Crime

(**) The 'Arrests' column shows arrests made for incidents during the selected period, regardless of arrest date. Arrest counts for the same period may change over time.

State Police - Madison CO - VA056SP00 - NIBRS Agency Crime Overview - 2018

2018 Population Estimate	N/A	Offenses (*)		Arrests (**)		
		Reported	Adult	Juvenile		
Law Enforcement Employees		Group A Offenses				
		Crimes Against Persons				
Sworn Male	0	Murder and Nonnegligent Manslaughter	0	0	0	
Sworn Female	0	Negligent Manslaughter	0	0	0	
Civilian Male	0	Kidnapping/Abduction	0	0	0	
Civilian Female	0	Forcible Rape	0	0	0	
Total:	0	Forcible Sodomy	0	0	0	
		Sexual Assault With An Object	0	0	0	
		Forcible Fondling	0	0	0	
Offense Overview		Incest	0	0	0	
Incident Total	15	Statutory Rape	0	0	0	
Offense Total	21	Aggravated Assault	4	2	0	
Group A Crimes per 100,000 population	N/A	Simple Assault	2	1	0	
		Intimidation	0	0	0	
		Human Trafficking, Commercial Sex Acts	0	0	0	
		Human Trafficking, Involuntary Servitude	0	0	0	
Arrest Overview		Crimes Against Property				
Total Arrests	21	Arson	0	0	0	
Adult Arrests	19	Bribery	0	0	0	
Juvenile Arrests	2	Burglary/Breaking & Entering	0	0	0	
Unknown Age	0	Counterfeiting/Forgery	0	0	0	
Arrests per 100,000 population	N/A	Destruction/Damage/Vandalism of Property	1	0	0	
		Embezzlement	0	0	0	
		Extortion/Blackmail	1	0	0	
		False Pretenses/Swindle/Confidence Game	2	2	0	
		Credit Card/Automatic Teller Fraud	0	0	0	
		Impersonation	0	0	0	
		Welfare Fraud	0	0	0	
		Wire Fraud	0	0	0	
		Identity Theft	0	0	0	
		Hacking/Computer Invasion	0	0	0	
		Robbery	0	0	0	
		Pocket-picking	0	0	0	
		Purse-snatching	0	0	0	
		Shoplifting	0	0	0	
		Theft From Building	0	0	0	
		Theft From Coin Operated Machine or Device	0	0	0	
		Theft From Motor Vehicle	0	0	0	
		Theft of Motor Vehicle Parts/Accessories	0	0	0	
		All Other Larceny	0	0	0	
		Motor Vehicle Theft	0	0	0	
		Stolen Property Offenses	1	0	2	
		Crimes Against Society				
		Drug/Narcotic Violations	7	5	0	
		Drug Equipment Violations	0	0	0	
		Betting/Wagering	0	0	0	
		Operating/Promoting/Assisting Gambling	0	0	0	
		Gambling Equipment Violations	0	0	0	
		Sports Tampering	0	0	0	
		Pornography/Obscene Material	1	1	0	
		Prostitution	0	0	0	
		Assisting or Promoting Prostitution	0	0	0	
		Purchasing Prostitution	0	0	0	
		Weapon Law Violations	2	0	0	
		Animal Cruelty	0	0	0	
		Total Group A Offenses	21	11	2	
Group B Arrests						
Offense	Adult	Juvenile				
Bad Checks	0	0				
Curfew/Loitering/Vagrancy Violations	0	0				
Disorderly Conduct	0	0				
Driving Under the Influence	8	0				
Drunkenness	0	0				
Family Offenses (Nonviolent)	0	0				
Liquor Law Violations	0	0				
Peeping Tom	0	0				
Runaway	0	0				
Trespass of Real Property	0	0				
All Other Offenses	0	0				
Total Group B	8	0				

(*) Offenses are counted using the FBI Units of Count for Crime

(**) The 'Arrests' column shows arrests made for incidents during the selected period, regardless of arrest date. Arrest counts for the same period may change over time.

State Police - Manassas - VA075S100 - NIBRS Agency Crime Overview - 2018

2018 Population Estimate	N/A	Offenses (*)		Arrests (**)		
		Reported	Adult	Juvenile		
Law Enforcement Employees		Group A Offenses				
		Crimes Against Persons				
Sworn Male	0	Murder and Nonnegligent Manslaughter	0	0	0	
Sworn Female	0	Negligent Manslaughter	0	0	0	
Civilian Male	0	Kidnapping/Abduction	1	0	0	
Civilian Female	0	Forcible Rape	0	0	0	
Total:	0	Forcible Sodomy	0	0	0	
		Sexual Assault With An Object	0	0	0	
		Forcible Fondling	0	0	0	
Offense Overview		Incest	0	0	0	
Incident Total	5	Statutory Rape	0	0	0	
Offense Total	6	Aggravated Assault	1	0	0	
Group A Crimes per 100,000 population	N/A	Simple Assault	0	0	0	
		Intimidation	0	0	0	
		Human Trafficking, Commercial Sex Acts	0	0	0	
		Human Trafficking, Involuntary Servitude	0	0	0	
Arrest Overview		Crimes Against Property				
Total Arrests	2	Arson	0	0	0	
Adult Arrests	2	Bribery	0	0	0	
Juvenile Arrests	0	Burglary/Breaking & Entering	0	0	0	
Unknown Age	0	Counterfeiting/Forgery	0	0	0	
Arrests per 100,000 population	N/A	Destruction/Damage/Vandalism of Property	0	0	0	
		Embezzlement	0	0	0	
		Extortion/Blackmail	0	0	0	
		False Pretenses/Swindle/Confidence Game	0	0	0	
		Credit Card/Automatic Teller Fraud	1	0	0	
		Impersonation	0	0	0	
		Welfare Fraud	0	0	0	
		Wire Fraud	0	0	0	
		Identity Theft	0	0	0	
		Hacking/Computer Invasion	0	0	0	
		Robbery	0	0	0	
		Pocket-picking	0	0	0	
		Purse-snatching	0	0	0	
		Shoplifting	0	0	0	
		Theft From Building	0	0	0	
		Theft From Coin Operated Machine or Device	0	0	0	
		Theft From Motor Vehicle	0	0	0	
		Theft of Motor Vehicle Parts/Accessories	0	0	0	
		All Other Larceny	1	0	0	
		Motor Vehicle Theft	0	0	0	
		Stolen Property Offenses	0	0	0	
		Crimes Against Society				
		Drug/Narcotic Violations	1	0	0	
		Drug Equipment Violations	0	0	0	
		Betting/Wagering	0	0	0	
		Operating/Promoting/Assisting Gambling	0	0	0	
		Gambling Equipment Violations	0	0	0	
		Sports Tampering	0	0	0	
		Pornography/Obscene Material	1	0	0	
		Prostitution	0	0	0	
		Assisting or Promoting Prostitution	0	0	0	
		Purchasing Prostitution	0	0	0	
		Weapon Law Violations	0	0	0	
		Animal Cruelty	0	0	0	
		Total Group A Offenses	6	0	0	

Group B Arrests		
Offense	Adult	Juvenile
Bad Checks	1	0
Curfew/Loitering/Vagrancy Violations	0	0
Disorderly Conduct	0	0
Driving Under the Influence	0	0
Drunkenness	0	0
Family Offenses (Nonviolent)	0	0
Liquor Law Violations	0	0
Peeping Tom	0	0
Runaway	0	0
Trespass of Real Property	0	0
All Other Offenses	1	0
Total Group B	2	0

(*) Offenses are counted using the FBI Units of Count for Crime

(**) The 'Arrests' column shows arrests made for incidents during the selected period, regardless of arrest date. Arrest counts for the same period may change over time.

State Police - Manassas Park - VA075S200 - NIBRS Agency Crime Overview - 2018

2018 Population Estimate	N/A	Offenses (*)		Arrests (**)		
		Reported	Adult	Juvenile		
Law Enforcement Employees		Group A Offenses				
		Crimes Against Persons				
Sworn Male	0	Murder and Nonnegligent Manslaughter	0	0	0	
Sworn Female	0	Negligent Manslaughter	0	0	0	
Civilian Male	0	Kidnapping/Abduction	0	0	0	
Civilian Female	0	Forcible Rape	0	0	0	
Total:	0	Forcible Sodomy	0	0	0	
		Sexual Assault With An Object	0	0	0	
		Forcible Fondling	1	0	0	
Offense Overview		Incest	0	0	0	
Incident Total	1	Statutory Rape	0	0	0	
Offense Total	1	Aggravated Assault	0	0	0	
Group A Crimes per 100,000 population	N/A	Simple Assault	0	0	0	
		Intimidation	0	0	0	
		Human Trafficking, Commercial Sex Acts	0	0	0	
		Human Trafficking, Involuntary Servitude	0	0	0	
Arrest Overview		Crimes Against Property				
Total Arrests	0	Arson	0	0	0	
Adult Arrests	0	Bribery	0	0	0	
Juvenile Arrests	0	Burglary/Breaking & Entering	0	0	0	
Unknown Age	0	Counterfeiting/Forgery	0	0	0	
Arrests per 100,000 population	N/A	Destruction/Damage/Vandalism of Property	0	0	0	
		Embezzlement	0	0	0	
		Extortion/Blackmail	0	0	0	
		False Pretenses/Swindle/Confidence Game	0	0	0	
		Credit Card/Automatic Teller Fraud	0	0	0	
		Impersonation	0	0	0	
		Welfare Fraud	0	0	0	
		Wire Fraud	0	0	0	
		Identity Theft	0	0	0	
		Hacking/Computer Invasion	0	0	0	
		Robbery	0	0	0	
		Pocket-picking	0	0	0	
		Purse-snatching	0	0	0	
		Shoplifting	0	0	0	
		Theft From Building	0	0	0	
		Theft From Coin Operated Machine or Device	0	0	0	
		Theft From Motor Vehicle	0	0	0	
		Theft of Motor Vehicle Parts/Accessories	0	0	0	
		All Other Larceny	0	0	0	
		Motor Vehicle Theft	0	0	0	
		Stolen Property Offenses	0	0	0	
		Crimes Against Society				
		Drug/Narcotic Violations	0	0	0	
		Drug Equipment Violations	0	0	0	
		Betting/Wagering	0	0	0	
		Operating/Promoting/Assisting Gambling	0	0	0	
		Gambling Equipment Violations	0	0	0	
		Sports Tampering	0	0	0	
		Pornography/Obscene Material	0	0	0	
		Prostitution	0	0	0	
		Assisting or Promoting Prostitution	0	0	0	
		Purchasing Prostitution	0	0	0	
		Weapon Law Violations	0	0	0	
		Animal Cruelty	0	0	0	
		Total Group A Offenses	1	0	0	

(*) Offenses are counted using the FBI Units of Count for Crime

(**) The 'Arrests' column shows arrests made for incidents during the selected period, regardless of arrest date. Arrest counts for the same period may change over time.

State Police - Martinsville - VA115SP00 - NIBRS Agency Crime Overview - 2018

2018 Population Estimate	N/A	Offenses (*)		Arrests (**)	
		Group A Offenses	Reported	Adult	Juvenile
Law Enforcement Employees		Crimes Against Persons			
Sworn Male	0	Murder and Nonnegligent Manslaughter	0	0	0
Sworn Female	0	Negligent Manslaughter	0	0	0
Civilian Male	0	Kidnapping/Abduction	0	0	0
Civilian Female	0	Forcible Rape	0	0	0
Total:	0	Forcible Sodomy	0	0	0
		Sexual Assault With An Object	0	0	0
		Forcible Fondling	0	0	0
Offense Overview		Incest	0	0	0
Incident Total	49	Statutory Rape	0	0	0
Offense Total	51	Aggravated Assault	0	0	0
Group A Crimes per 100,000 population	N/A	Simple Assault	0	0	0
		Intimidation	0	0	0
		Human Trafficking, Commercial Sex Acts	0	0	0
		Human Trafficking, Involuntary Servitude	0	0	0
Arrest Overview		Crimes Against Property			
Total Arrests	2	Arson	0	0	0
Adult Arrests	2	Bribery	0	0	0
Juvenile Arrests	0	Burglary/Breaking & Entering	0	0	0
Unknown Age	0	Counterfeiting/Forgery	0	0	0
Arrests per 100,000 population	N/A	Destruction/Damage/Vandalism of Property	0	0	0
		Embezzlement	0	0	0
		Extortion/Blackmail	0	0	0
		False Pretenses/Swindle/Confidence Game	11	1	0
		Credit Card/Automatic Teller Fraud	0	0	0
		Impersonation	0	0	0
		Welfare Fraud	0	0	0
		Wire Fraud	0	0	0
		Identity Theft	0	0	0
		Hacking/Computer Invasion	0	0	0
		Robbery	1	0	0
		Pocket-picking	0	0	0
		Purse-snatching	0	0	0
		Shoplifting	0	0	0
		Theft From Building	0	0	0
		Theft From Coin Operated Machine or Device	0	0	0
		Theft From Motor Vehicle	0	0	0
		Theft of Motor Vehicle Parts/Accessories	0	0	0
		All Other Larceny	0	0	0
		Motor Vehicle Theft	0	0	0
		Stolen Property Offenses	0	0	0
		Crimes Against Society			
		Drug/Narcotic Violations	37	0	0
		Drug Equipment Violations	0	0	0
		Betting/Wagering	0	0	0
		Operating/Promoting/Assisting Gambling	0	0	0
		Gambling Equipment Violations	0	0	0
		Sports Tampering	0	0	0
		Pornography/Obscene Material	0	0	0
		Prostitution	0	0	0
		Assisting or Promoting Prostitution	0	0	0
		Purchasing Prostitution	0	0	0
		Weapon Law Violations	2	0	0
		Animal Cruelty	0	0	0
		Total Group A Offenses	51	1	0
Group B Arrests					
Offense	Adult	Juvenile			
Bad Checks	0	0			
Curfew/Loitering/Vagrancy Violations	0	0			
Disorderly Conduct	0	0			
Driving Under the Influence	1	0			
Drunkenness	0	0			
Family Offenses (Nonviolent)	0	0			
Liquor Law Violations	0	0			
Peeping Tom	0	0			
Runaway	0	0			
Trespass of Real Property	0	0			
All Other Offenses	0	0			
Total Group B	1	0			

(*) Offenses are counted using the FBI Units of Count for Crime

(**) The 'Arrests' column shows arrests made for incidents during the selected period, regardless of arrest date. Arrest counts for the same period may change over time.

State Police - Mathews CO - VA057SP00 - NIBRS Agency Crime Overview - 2018

2018 Population Estimate	N/A	Offenses (*)		Arrests (**)		
		Reported	Adult	Juvenile		
Law Enforcement Employees		Group A Offenses				
		Crimes Against Persons				
Sworn Male	0	Murder and Nonnegligent Manslaughter	0	0	0	
Sworn Female	0	Negligent Manslaughter	0	0	0	
Civilian Male	0	Kidnapping/Abduction	0	0	0	
Civilian Female	0	Forcible Rape	0	0	0	
Total:	0	Forcible Sodomy	0	0	0	
		Sexual Assault With An Object	1	0	0	
		Forcible Fondling	0	0	0	
Offense Overview		Incest	0	0	0	
Incident Total	5	Statutory Rape	0	0	0	
Offense Total	5	Aggravated Assault	0	0	0	
Group A Crimes per 100,000 population	N/A	Simple Assault	1	1	0	
		Intimidation	0	0	0	
		Human Trafficking, Commercial Sex Acts	0	0	0	
		Human Trafficking, Involuntary Servitude	0	0	0	
Arrest Overview		Crimes Against Property				
Total Arrests	10	Arson	1	0	0	
Adult Arrests	10	Bribery	0	0	0	
Juvenile Arrests	0	Burglary/Breaking & Entering	0	0	0	
Unknown Age	0	Counterfeiting/Forgery	0	0	0	
Arrests per 100,000 population	N/A	Destruction/Damage/Vandalism of Property	0	0	0	
		Embezzlement	0	0	0	
		Extortion/Blackmail	0	0	0	
		False Pretenses/Swindle/Confidence Game	0	0	0	
		Credit Card/Automatic Teller Fraud	0	0	0	
		Impersonation	0	0	0	
		Welfare Fraud	0	0	0	
		Wire Fraud	0	0	0	
		Identity Theft	0	0	0	
		Hacking/Computer Invasion	0	0	0	
		Robbery	0	0	0	
		Pocket-picking	0	0	0	
		Purse-snatching	0	0	0	
		Shoplifting	0	0	0	
		Theft From Building	0	0	0	
		Theft From Coin Operated Machine or Device	0	0	0	
		Theft From Motor Vehicle	0	0	0	
		Theft of Motor Vehicle Parts/Accessories	0	0	0	
		All Other Larceny	0	0	0	
		Motor Vehicle Theft	0	0	0	
		Stolen Property Offenses	0	0	0	
		Crimes Against Society				
		Drug/Narcotic Violations	1	2	0	
		Drug Equipment Violations	0	0	0	
		Betting/Wagering	0	0	0	
		Operating/Promoting/Assisting Gambling	0	0	0	
		Gambling Equipment Violations	0	0	0	
		Sports Tampering	0	0	0	
		Pornography/Obscene Material	0	0	0	
		Prostitution	0	0	0	
		Assisting or Promoting Prostitution	0	0	0	
		Purchasing Prostitution	0	0	0	
		Weapon Law Violations	1	1	0	
		Animal Cruelty	0	0	0	
		Total Group A Offenses	5	4	0	

Group B Arrests		
Offense	Adult	Juvenile
Bad Checks	0	0
Curfew/Loitering/Vagrancy Violations	0	0
Disorderly Conduct	1	0
Driving Under the Influence	3	0
Drunkenness	0	0
Family Offenses (Nonviolent)	0	0
Liquor Law Violations	0	0
Peeping Tom	0	0
Runaway	0	0
Trespass of Real Property	0	0
All Other Offenses	2	0
Total Group B	6	0

(*) Offenses are counted using the FBI Units of Count for Crime

(**) The 'Arrests' column shows arrests made for incidents during the selected period, regardless of arrest date. Arrest counts for the same period may change over time.

State Police - Mecklenburg CO - VA058SP00 - NIBRS Agency Crime Overview - 2018

2018 Population Estimate	N/A	Offenses (*)			Arrests (**)	
		Group A Offenses	Reported	Adult	Juvenile	
Law Enforcement Employees		Crimes Against Persons				
Sworn Male	0	Murder and Nonnegligent Manslaughter	0	0	0	0
Sworn Female	0	Negligent Manslaughter	0	0	0	0
Civilian Male	0	Kidnapping/Abduction	0	0	0	0
Civilian Female	0	Forcible Rape	0	0	0	0
Total:	0	Forcible Sodomy	0	0	0	0
		Sexual Assault With An Object	0	0	0	0
		Forcible Fondling	1	0	0	0
Offense Overview		Incest	0	0	0	0
Incident Total	233	Statutory Rape	0	0	0	0
Offense Total	251	Aggravated Assault	7	1	0	0
Group A Crimes per 100,000 population	N/A	Simple Assault	4	2	1	1
		Intimidation	0	0	0	0
		Human Trafficking, Commercial Sex Acts	0	0	0	0
		Human Trafficking, Involuntary Servitude	0	0	0	0
Arrest Overview		Crimes Against Property				
Total Arrests	130	Arson	0	0	0	0
Adult Arrests	129	Bribery	0	0	0	0
Juvenile Arrests	1	Burglary/Breaking & Entering	1	0	0	0
Unknown Age	0	Counterfeiting/Forgery	4	1	0	0
Arrests per 100,000 population	N/A	Destruction/Damage/Vandalism of Property	0	0	0	0
		Embezzlement	0	0	0	0
		Extortion/Blackmail	0	0	0	0
		False Pretenses/Swindle/Confidence Game	9	1	0	0
		Credit Card/Automatic Teller Fraud	0	0	0	0
		Impersonation	2	0	0	0
		Welfare Fraud	0	0	0	0
		Wire Fraud	0	0	0	0
		Identity Theft	0	0	0	0
		Hacking/Computer Invasion	0	0	0	0
		Robbery	0	0	0	0
		Pocket-picking	1	0	0	0
		Purse-snatching	0	0	0	0
		Shoplifting	0	0	0	0
		Theft From Building	0	0	0	0
		Theft From Coin Operated Machine or Device	0	0	0	0
		Theft From Motor Vehicle	0	0	0	0
		Theft of Motor Vehicle Parts/Accessories	0	0	0	0
		All Other Larceny	2	0	0	0
		Motor Vehicle Theft	0	0	0	0
		Stolen Property Offenses	1	0	0	0
		Crimes Against Society				
		Drug/Narcotic Violations	201	62	0	0
		Drug Equipment Violations	2	0	0	0
		Betting/Wagering	0	0	0	0
		Operating/Promoting/Assisting Gambling	1	0	0	0
		Gambling Equipment Violations	0	0	0	0
		Sports Tampering	0	0	0	0
		Pornography/Obscene Material	0	0	0	0
		Prostitution	0	0	0	0
		Assisting or Promoting Prostitution	0	0	0	0
		Purchasing Prostitution	0	0	0	0
		Weapon Law Violations	15	0	0	0
		Animal Cruelty	0	0	0	0
		Total Group A Offenses	251	67	1	1
Group B Arrests						
Offense	Adult	Juvenile				
Bad Checks	0	0				
Curfew/Loitering/Vagrancy Violations	0	0				
Disorderly Conduct	0	0				
Driving Under the Influence	41	0				
Drunkenness	5	0				
Family Offenses (Nonviolent)	0	0				
Liquor Law Violations	6	0				
Peeping Tom	0	0				
Runaway	0	0				
Trespass of Real Property	0	0				
All Other Offenses	10	0				
Total Group B	62	0				

(*) Offenses are counted using the FBI Units of Count for Crime

(**) The 'Arrests' column shows arrests made for incidents during the selected period, regardless of arrest date. Arrest counts for the same period may change over time.

State Police - Middlesex CO - VA059SP00 - NIBRS Agency Crime Overview - 2018

2018 Population Estimate	N/A	Offenses (*)		Arrests (**)		
		Reported	Adult	Juvenile		
Law Enforcement Employees		Group A Offenses				
		Crimes Against Persons				
Sworn Male	0	Murder and Nonnegligent Manslaughter	0	0	0	
Sworn Female	0	Negligent Manslaughter	0	0	0	
Civilian Male	0	Kidnapping/Abduction	0	0	0	
Civilian Female	0	Forcible Rape	0	0	0	
Total:	0	Forcible Sodomy	0	0	0	
		Sexual Assault With An Object	0	0	0	
		Forcible Fondling	0	0	0	
Offense Overview		Incest	0	0	0	
Incident Total	11	Statutory Rape	0	0	0	
Offense Total	11	Aggravated Assault	2	1	0	
Group A Crimes per 100,000 population	N/A	Simple Assault	0	0	0	
		Intimidation	0	0	0	
		Human Trafficking, Commercial Sex Acts	0	0	0	
		Human Trafficking, Involuntary Servitude	0	0	0	
Arrest Overview		Crimes Against Property				
Total Arrests	16	Arson	0	0	0	
Adult Arrests	16	Bribery	0	0	0	
Juvenile Arrests	0	Burglary/Breaking & Entering	0	0	0	
Unknown Age	0	Counterfeiting/Forgery	0	0	0	
Arrests per 100,000 population	N/A	Destruction/Damage/Vandalism of Property	1	0	0	
		Embezzlement	1	0	0	
		Extortion/Blackmail	0	0	0	
		False Pretenses/Swindle/Confidence Game	0	0	0	
		Credit Card/Automatic Teller Fraud	0	0	0	
		Impersonation	1	1	0	
		Welfare Fraud	0	0	0	
		Wire Fraud	0	0	0	
		Identity Theft	0	0	0	
		Hacking/Computer Invasion	0	0	0	
		Robbery	0	0	0	
		Pocket-picking	0	0	0	
		Purse-snatching	0	0	0	
		Shoplifting	0	0	0	
		Theft From Building	0	0	0	
		Theft From Coin Operated Machine or Device	0	0	0	
		Theft From Motor Vehicle	0	0	0	
		Theft of Motor Vehicle Parts/Accessories	0	0	0	
		All Other Larceny	1	0	0	
		Motor Vehicle Theft	0	0	0	
		Stolen Property Offenses	0	0	0	
		Crimes Against Society				
		Drug/Narcotic Violations	5	5	0	
		Drug Equipment Violations	0	0	0	
		Betting/Wagering	0	0	0	
		Operating/Promoting/Assisting Gambling	0	0	0	
		Gambling Equipment Violations	0	0	0	
		Sports Tampering	0	0	0	
		Pornography/Obscene Material	0	0	0	
		Prostitution	0	0	0	
		Assisting or Promoting Prostitution	0	0	0	
		Purchasing Prostitution	0	0	0	
		Weapon Law Violations	0	0	0	
		Animal Cruelty	0	0	0	
		Total Group A Offenses	11	7	0	
Group B Arrests						
Offense	Adult	Juvenile				
Bad Checks	0	0				
Curfew/Loitering/Vagrancy Violations	0	0				
Disorderly Conduct	0	0				
Driving Under the Influence	7	0				
Drunkenness	0	0				
Family Offenses (Nonviolent)	0	0				
Liquor Law Violations	0	0				
Peeping Tom	0	0				
Runaway	0	0				
Trespass of Real Property	0	0				
All Other Offenses	2	0				
Total Group B	9	0				

(*) Offenses are counted using the FBI Units of Count for Crime

(**) The 'Arrests' column shows arrests made for incidents during the selected period, regardless of arrest date. Arrest counts for the same period may change over time.

State Police - Montgomery CO - VA060SP00 - NIBRS Agency Crime Overview - 2018

2018 Population Estimate	N/A	Offenses (*)			Arrests (**)	
		Group A Offenses	Reported	Adult	Juvenile	
Law Enforcement Employees		Crimes Against Persons				
Sworn Male	0	Murder and Nonnegligent Manslaughter	0	0	0	0
Sworn Female	0	Negligent Manslaughter	0	0	0	0
Civilian Male	0	Kidnapping/Abduction	0	0	0	0
Civilian Female	0	Forcible Rape	0	0	0	0
Total:	0	Forcible Sodomy	0	0	0	0
		Sexual Assault With An Object	0	0	0	0
		Forcible Fondling	3	0	0	0
Offense Overview		Incest	0	0	0	0
Incident Total	94	Statutory Rape	0	0	0	0
Offense Total	101	Aggravated Assault	2	1	0	0
Group A Crimes per 100,000 population	N/A	Simple Assault	0	0	0	0
		Intimidation	0	0	0	0
		Human Trafficking, Commercial Sex Acts	0	0	0	0
		Human Trafficking, Involuntary Servitude	0	0	0	0
Arrest Overview		Crimes Against Property				
Total Arrests	86	Arson	0	0	0	0
Adult Arrests	85	Bribery	0	0	0	0
Juvenile Arrests	1	Burglary/Breaking & Entering	1	0	0	0
Unknown Age	0	Counterfeiting/Forgery	1	0	0	0
Arrests per 100,000 population	N/A	Destruction/Damage/Vandalism of Property	2	2	0	0
		Embezzlement	0	0	0	0
		Extortion/Blackmail	0	0	0	0
		False Pretenses/Swindle/Confidence Game	18	10	0	0
		Credit Card/Automatic Teller Fraud	0	0	0	0
		Impersonation	0	0	0	0
		Welfare Fraud	0	0	0	0
		Wire Fraud	0	0	0	0
		Identity Theft	0	0	0	0
		Hacking/Computer Invasion	0	0	0	0
		Robbery	0	0	0	0
		Pocket-picking	0	0	0	0
		Purse-snatching	0	0	0	0
		Shoplifting	0	0	0	0
		Theft From Building	0	0	0	0
		Theft From Coin Operated Machine or Device	0	0	0	0
		Theft From Motor Vehicle	0	0	0	0
		Theft of Motor Vehicle Parts/Accessories	0	0	0	0
		All Other Larceny	0	0	0	0
		Motor Vehicle Theft	0	0	0	0
		Stolen Property Offenses	1	0	0	0
		Crimes Against Society				
		Drug/Narcotic Violations	62	34	1	1
		Drug Equipment Violations	0	0	0	0
		Betting/Wagering	0	0	0	0
		Operating/Promoting/Assisting Gambling	0	0	0	0
		Gambling Equipment Violations	0	0	0	0
		Sports Tampering	0	0	0	0
		Pornography/Obscene Material	0	0	0	0
		Prostitution	0	0	0	0
		Assisting or Promoting Prostitution	0	0	0	0
		Purchasing Prostitution	0	0	0	0
		Weapon Law Violations	11	1	0	0
		Animal Cruelty	0	0	0	0
		Total Group A Offenses	101	48	1	1
Group B Arrests						
Offense	Adult	Juvenile				
Bad Checks	0	0				
Curfew/Loitering/Vagrancy Violations	0	0				
Disorderly Conduct	1	0				
Driving Under the Influence	24	0				
Drunkenness	5	0				
Family Offenses (Nonviolent)	0	0				
Liquor Law Violations	0	0				
Peeping Tom	0	0				
Runaway	0	0				
Trespass of Real Property	0	0				
All Other Offenses	7	0				
Total Group B	37	0				

(*) Offenses are counted using the FBI Units of Count for Crime

(**) The 'Arrests' column shows arrests made for incidents during the selected period, regardless of arrest date. Arrest counts for the same period may change over time.

State Police - Nelson CO - VA062SP00 - NIBRS Agency Crime Overview - 2018

2018 Population Estimate	N/A	Offenses (*)		Arrests (**)	
		Group A Offenses	Reported	Adult	Juvenile
Law Enforcement Employees		Crimes Against Persons			
Sworn Male	0	Murder and Nonnegligent Manslaughter	1	0	0
Sworn Female	0	Negligent Manslaughter	0	0	0
Civilian Male	0	Kidnapping/Abduction	0	0	0
Civilian Female	0	Forcible Rape	0	0	0
Total:	0	Forcible Sodomy	0	0	0
		Sexual Assault With An Object	0	0	0
		Forcible Fondling	0	0	0
Offense Overview		Incest	0	0	0
Incident Total	36	Statutory Rape	0	0	0
Offense Total	42	Aggravated Assault	2	1	0
Group A Crimes per 100,000 population	N/A	Simple Assault	2	0	0
		Intimidation	0	0	0
		Human Trafficking, Commercial Sex Acts	0	0	0
		Human Trafficking, Involuntary Servitude	0	0	0
Arrest Overview		Crimes Against Property			
Total Arrests	46	Arson	0	0	0
Adult Arrests	46	Bribery	0	0	0
Juvenile Arrests	0	Burglary/Breaking & Entering	0	0	0
Unknown Age	0	Counterfeiting/Forgery	0	0	0
Arrests per 100,000 population	N/A	Destruction/Damage/Vandalism of Property	2	2	0
		Embezzlement	0	0	0
		Extortion/Blackmail	0	0	0
		False Pretenses/Swindle/Confidence Game	1	0	0
		Credit Card/Automatic Teller Fraud	0	0	0
		Impersonation	0	0	0
		Welfare Fraud	0	0	0
		Wire Fraud	0	0	0
		Identity Theft	0	0	0
		Hacking/Computer Invasion	0	0	0
		Robbery	0	0	0
		Pocket-picking	0	0	0
		Purse-snatching	0	0	0
		Shoplifting	0	0	0
		Theft From Building	0	0	0
		Theft From Coin Operated Machine or Device	0	0	0
		Theft From Motor Vehicle	0	0	0
		Theft of Motor Vehicle Parts/Accessories	0	0	0
		All Other Larceny	3	0	0
		Motor Vehicle Theft	0	0	0
		Stolen Property Offenses	0	0	0
		Crimes Against Society			
		Drug/Narcotic Violations	26	15	0
		Drug Equipment Violations	1	0	0
		Betting/Wagering	0	0	0
		Operating/Promoting/Assisting Gambling	0	0	0
		Gambling Equipment Violations	0	0	0
		Sports Tampering	0	0	0
		Pornography/Obscene Material	0	0	0
		Prostitution	0	0	0
		Assisting or Promoting Prostitution	0	0	0
		Purchasing Prostitution	0	0	0
		Weapon Law Violations	4	2	0
		Animal Cruelty	0	0	0
		Total Group A Offenses	42	20	0

Group B Arrests	Adult	Juvenile
Bad Checks	0	0
Curfew/Loitering/Vagrancy Violations	0	0
Disorderly Conduct	2	0
Driving Under the Influence	20	0
Drunkenness	0	0
Family Offenses (Nonviolent)	0	0
Liquor Law Violations	0	0
Peeping Tom	0	0
Runaway	0	0
Trespass of Real Property	0	0
All Other Offenses	4	0
Total Group B	26	0

(*) Offenses are counted using the FBI Units of Count for Crime

(**) The 'Arrests' column shows arrests made for incidents during the selected period, regardless of arrest date. Arrest counts for the same period may change over time.

State Police - New Kent CO - VA063SP00 - NIBRS Agency Crime Overview - 2018

2018 Population Estimate	N/A	Offenses (*)			Arrests (**)	
		Group A Offenses	Reported	Adult	Juvenile	
Law Enforcement Employees		Crimes Against Persons				
Sworn Male	0	Murder and Nonnegligent Manslaughter	0	0	0	0
Sworn Female	0	Negligent Manslaughter	0	0	0	0
Civilian Male	0	Kidnapping/Abduction	1	1	0	0
Civilian Female	0	Forcible Rape	1	0	0	0
Total:	0	Forcible Sodomy	0	0	0	0
		Sexual Assault With An Object	0	0	0	0
		Forcible Fondling	0	0	0	0
Offense Overview		Incest	0	0	0	0
Incident Total	59	Statutory Rape	0	0	0	0
Offense Total	79	Aggravated Assault	9	6	0	0
Group A Crimes per 100,000 population	N/A	Simple Assault	1	1	0	0
		Intimidation	0	0	0	0
		Human Trafficking, Commercial Sex Acts	0	0	0	0
		Human Trafficking, Involuntary Servitude	0	0	0	0
Arrest Overview		Crimes Against Property				
Total Arrests	112	Arson	0	0	0	0
Adult Arrests	110	Bribery	0	0	0	0
Juvenile Arrests	2	Burglary/Breaking & Entering	0	0	0	0
Unknown Age	0	Counterfeiting/Forgery	8	6	0	0
Arrests per 100,000 population	N/A	Destruction/Damage/Vandalism of Property	2	0	0	0
		Embezzlement	0	0	0	0
		Extortion/Blackmail	0	0	0	0
		False Pretenses/Swindle/Confidence Game	2	0	0	0
		Credit Card/Automatic Teller Fraud	0	0	0	0
		Impersonation	6	1	0	0
		Welfare Fraud	0	0	0	0
		Wire Fraud	0	0	0	0
		Identity Theft	0	0	0	0
		Hacking/Computer Invasion	0	0	0	0
		Robbery	1	0	0	0
		Pocket-picking	0	1	0	0
		Purse-snatching	0	0	0	0
		Shoplifting	0	0	0	0
		Theft From Building	0	0	0	0
		Theft From Coin Operated Machine or Device	0	0	0	0
		Theft From Motor Vehicle	0	0	0	0
		Theft of Motor Vehicle Parts/Accessories	0	0	0	0
		All Other Larceny	6	6	0	0
		Motor Vehicle Theft	2	0	0	0
		Stolen Property Offenses	1	1	0	0
		Crimes Against Society				
		Drug/Narcotic Violations	32	26	1	1
		Drug Equipment Violations	3	1	0	0
		Betting/Wagering	0	0	0	0
		Operating/Promoting/Assisting Gambling	0	0	0	0
		Gambling Equipment Violations	0	0	0	0
		Sports Tampering	0	0	0	0
		Pornography/Obscene Material	0	0	0	0
		Prostitution	0	0	0	0
		Assisting or Promoting Prostitution	0	0	0	0
		Purchasing Prostitution	0	0	0	0
		Weapon Law Violations	4	1	0	0
		Animal Cruelty	0	0	0	0
		Total Group A Offenses	79	51	1	1
Group B Arrests						
Offense	Adult	Juvenile				
Bad Checks	0	0				
Curfew/Loitering/Vagrancy Violations	0	1				
Disorderly Conduct	0	0				
Driving Under the Influence	53	0				
Drunkenness	0	0				
Family Offenses (Nonviolent)	0	0				
Liquor Law Violations	4	0				
Peeping Tom	0	0				
Runaway	0	0				
Trespass of Real Property	0	0				
All Other Offenses	2	0				
Total Group B	59	1				

(*) Offenses are counted using the FBI Units of Count for Crime

(**) The 'Arrests' column shows arrests made for incidents during the selected period, regardless of arrest date. Arrest counts for the same period may change over time.

State Police - Newport News - VA116SP00 - NIBRS Agency Crime Overview - 2018

2018 Population Estimate	N/A	Offenses (*)		Arrests (**)	
		Group A Offenses	Reported	Adult	Juvenile
Law Enforcement Employees		Crimes Against Persons			
Sworn Male	0	Murder and Nonnegligent Manslaughter	1	0	0
Sworn Female	0	Negligent Manslaughter	0	0	0
Civilian Male	0	Kidnapping/Abduction	0	0	0
Civilian Female	0	Forcible Rape	0	0	0
Total:	0	Forcible Sodomy	0	0	0
		Sexual Assault With An Object	0	0	0
		Forcible Fondling	0	0	0
Offense Overview		Incest	0	0	0
Incident Total	73	Statutory Rape	0	0	0
Offense Total	80	Aggravated Assault	1	0	0
Group A Crimes per 100,000 population	N/A	Simple Assault	1	1	0
		Intimidation	1	0	1
		Human Trafficking, Commercial Sex Acts	0	0	0
		Human Trafficking, Involuntary Servitude	0	0	0
Arrest Overview		Crimes Against Property			
Total Arrests	101	Arson	0	0	0
Adult Arrests	99	Bribery	0	0	0
Juvenile Arrests	2	Burglary/Breaking & Entering	0	0	0
Unknown Age	0	Counterfeiting/Forgery	1	1	0
Arrests per 100,000 population	N/A	Destruction/Damage/Vandalism of Property	0	0	0
		Embezzlement	0	0	0
		Extortion/Blackmail	0	0	0
		False Pretenses/Swindle/Confidence Game	32	16	0
		Credit Card/Automatic Teller Fraud	0	0	0
		Impersonation	0	0	0
		Welfare Fraud	0	0	0
		Wire Fraud	0	0	0
		Identity Theft	0	0	0
		Hacking/Computer Invasion	0	0	0
		Robbery	1	0	1
		Pocket-picking	0	0	0
		Purse-snatching	0	0	0
		Shoplifting	0	0	0
		Theft From Building	0	0	0
		Theft From Coin Operated Machine or Device	0	0	0
		Theft From Motor Vehicle	0	0	0
		Theft of Motor Vehicle Parts/Accessories	0	0	0
		All Other Larceny	1	0	0
		Motor Vehicle Theft	5	1	0
		Stolen Property Offenses	2	1	0
		Crimes Against Society			
		Drug/Narcotic Violations	25	11	0
		Drug Equipment Violations	2	1	0
		Betting/Wagering	0	0	0
		Operating/Promoting/Assisting Gambling	0	0	0
		Gambling Equipment Violations	0	0	0
		Sports Tampering	0	0	0
		Pornography/Obscene Material	1	0	0
		Prostitution	0	0	0
		Assisting or Promoting Prostitution	0	0	0
		Purchasing Prostitution	0	0	0
		Weapon Law Violations	6	2	0
		Animal Cruelty	0	0	0
		Total Group A Offenses	80	34	2

Group B Arrests	Adult	Juvenile
Bad Checks	0	0
Curfew/Loitering/Vagrancy Violations	0	0
Disorderly Conduct	0	0
Driving Under the Influence	25	0
Drunkenness	2	0
Family Offenses (Nonviolent)	0	0
Liquor Law Violations	0	0
Peeping Tom	0	0
Runaway	0	0
Trespass of Real Property	0	0
All Other Offenses	38	0
Total Group B	65	0

(*) Offenses are counted using the FBI Units of Count for Crime

(**) The 'Arrests' column shows arrests made for incidents during the selected period, regardless of arrest date. Arrest counts for the same period may change over time.

State Police - Norfolk - VA117SP00 - NIBRS Agency Crime Overview - 2018

2018 Population Estimate	N/A	Offenses (*)			Arrests (**)	
		Group A Offenses	Reported	Adult	Juvenile	
Law Enforcement Employees		Crimes Against Persons				
Sworn Male	0	Murder and Nonnegligent Manslaughter	0	0	0	0
Sworn Female	0	Negligent Manslaughter	0	0	0	0
Civilian Male	0	Kidnapping/Abduction	2	1	0	0
Civilian Female	0	Forcible Rape	0	0	0	0
Total:	0	Forcible Sodomy	0	0	0	0
		Sexual Assault With An Object	0	0	0	0
		Forcible Fondling	0	0	0	0
Offense Overview		Incest	0	0	0	0
Incident Total	119	Statutory Rape	0	0	0	0
Offense Total	161	Aggravated Assault	8	0	0	0
Group A Crimes per 100,000 population	N/A	Simple Assault	3	2	0	0
		Intimidation	0	0	0	0
		Human Trafficking, Commercial Sex Acts	0	0	0	0
		Human Trafficking, Involuntary Servitude	0	0	0	0
Arrest Overview		Crimes Against Property				
Total Arrests	236	Arson	0	0	0	0
Adult Arrests	236	Bribery	0	0	0	0
Juvenile Arrests	0	Burglary/Breaking & Entering	0	0	0	0
Unknown Age	0	Counterfeiting/Forgery	2	0	0	0
Arrests per 100,000 population	N/A	Destruction/Damage/Vandalism of Property	0	0	0	0
		Embezzlement	1	0	0	0
		Extortion/Blackmail	0	0	0	0
		False Pretenses/Swindle/Confidence Game	77	43	0	0
		Credit Card/Automatic Teller Fraud	0	0	0	0
		Impersonation	0	0	0	0
		Welfare Fraud	0	0	0	0
		Wire Fraud	0	0	0	0
		Identity Theft	0	0	0	0
		Hacking/Computer Invasion	0	0	0	0
		Robbery	0	0	0	0
		Pocket-picking	0	0	0	0
		Purse-snatching	0	0	0	0
		Shoplifting	0	0	0	0
		Theft From Building	0	0	0	0
		Theft From Coin Operated Machine or Device	0	0	0	0
		Theft From Motor Vehicle	0	0	0	0
		Theft of Motor Vehicle Parts/Accessories	0	0	0	0
		All Other Larceny	2	0	0	0
		Motor Vehicle Theft	3	0	0	0
		Stolen Property Offenses	1	1	0	0
		Crimes Against Society				
		Drug/Narcotic Violations	24	8	0	0
		Drug Equipment Violations	1	1	0	0
		Betting/Wagering	0	0	0	0
		Operating/Promoting/Assisting Gambling	0	0	0	0
		Gambling Equipment Violations	0	0	0	0
		Sports Tampering	0	0	0	0
		Pornography/Obscene Material	0	0	0	0
		Prostitution	0	0	0	0
		Assisting or Promoting Prostitution	0	0	0	0
		Purchasing Prostitution	0	0	0	0
		Weapon Law Violations	37	1	0	0
		Animal Cruelty	0	0	0	0
		Total Group A Offenses	161	57	0	0
Group B Arrests						
Offense	Adult	Juvenile				
Bad Checks	0	0				
Curfew/Loitering/Vagrancy Violations	0	0				
Disorderly Conduct	1	0				
Driving Under the Influence	73	0				
Drunkenness	0	0				
Family Offenses (Nonviolent)	0	0				
Liquor Law Violations	1	0				
Peeping Tom	0	0				
Runaway	0	0				
Trespass of Real Property	0	0				
All Other Offenses	104	0				
Total Group B	179	0				

(*) Offenses are counted using the FBI Units of Count for Crime

(**) The 'Arrests' column shows arrests made for incidents during the selected period, regardless of arrest date. Arrest counts for the same period may change over time.

State Police - Northampton CO - VA065SP00 - NIBRS Agency Crime Overview - 2018

2018 Population Estimate	N/A	Offenses (*)		Arrests (**)	
		Group A Offenses	Reported	Adult	Juvenile
Law Enforcement Employees		Crimes Against Persons			
Sworn Male	0	Murder and Nonnegligent Manslaughter	0	0	0
Sworn Female	0	Negligent Manslaughter	0	0	0
Civilian Male	0	Kidnapping/Abduction	2	0	0
Civilian Female	0	Forcible Rape	0	0	0
Total:	0	Forcible Sodomy	0	0	0
		Sexual Assault With An Object	0	0	0
		Forcible Fondling	0	0	0
Offense Overview		Incest	0	0	0
Incident Total	26	Statutory Rape	0	0	0
Offense Total	28	Aggravated Assault	1	0	0
Group A Crimes per 100,000 population	N/A	Simple Assault	0	0	0
		Intimidation	0	0	0
		Human Trafficking, Commercial Sex Acts	0	0	0
		Human Trafficking, Involuntary Servitude	0	0	0
Arrest Overview		Crimes Against Property			
Total Arrests	43	Arson	0	0	0
Adult Arrests	43	Bribery	0	0	0
Juvenile Arrests	0	Burglary/Breaking & Entering	0	0	0
Unknown Age	0	Counterfeiting/Forgery	6	6	0
Arrests per 100,000 population	N/A	Destruction/Damage/Vandalism of Property	0	0	0
		Embezzlement	0	0	0
		Extortion/Blackmail	0	0	0
		False Pretenses/Swindle/Confidence Game	3	2	0
		Credit Card/Automatic Teller Fraud	0	0	0
		Impersonation	1	0	0
		Welfare Fraud	0	0	0
		Wire Fraud	0	0	0
		Identity Theft	0	0	0
		Hacking/Computer Invasion	0	0	0
		Robbery	0	0	0
		Pocket-picking	0	0	0
		Purse-snatching	0	0	0
		Shoplifting	0	0	0
		Theft From Building	0	0	0
		Theft From Coin Operated Machine or Device	0	0	0
		Theft From Motor Vehicle	0	0	0
		Theft of Motor Vehicle Parts/Accessories	0	0	0
		All Other Larceny	1	0	0
		Motor Vehicle Theft	0	0	0
		Stolen Property Offenses	1	1	0
		Crimes Against Society			
		Drug/Narcotic Violations	11	9	0
		Drug Equipment Violations	0	0	0
		Betting/Wagering	0	0	0
		Operating/Promoting/Assisting Gambling	0	0	0
		Gambling Equipment Violations	0	0	0
		Sports Tampering	0	0	0
		Pornography/Obscene Material	0	0	0
		Prostitution	0	0	0
		Assisting or Promoting Prostitution	0	0	0
		Purchasing Prostitution	0	0	0
		Weapon Law Violations	2	0	0
		Animal Cruelty	0	0	0
		Total Group A Offenses	28	18	0
Group B Arrests					
Offense	Adult	Juvenile			
Bad Checks	0	0			
Curfew/Loitering/Vagrancy Violations	0	0			
Disorderly Conduct	1	0			
Driving Under the Influence	17	0			
Drunkenness	1	0			
Family Offenses (Nonviolent)	0	0			
Liquor Law Violations	1	0			
Peeping Tom	0	0			
Runaway	0	0			
Trespass of Real Property	0	0			
All Other Offenses	5	0			
Total Group B	25	0			

(*) Offenses are counted using the FBI Units of Count for Crime

(**) The 'Arrests' column shows arrests made for incidents during the selected period, regardless of arrest date. Arrest counts for the same period may change over time.

State Police - Northumberland CO - VA066SP00 - NIBRS Agency Crime Overview - 2018

2018 Population Estimate	N/A	Offenses (*)		Arrests (**)		
		Reported	Adult	Juvenile		
Law Enforcement Employees		Group A Offenses				
		Crimes Against Persons				
Sworn Male	0	Murder and Nonnegligent Manslaughter	0	0	0	
Sworn Female	0	Negligent Manslaughter	0	0	0	
Civilian Male	0	Kidnapping/Abduction	0	0	0	
Civilian Female	0	Forcible Rape	0	0	0	
Total:	0	Forcible Sodomy	0	0	0	
		Sexual Assault With An Object	0	0	0	
		Forcible Fondling	0	0	0	
Offense Overview		Incest	0	0	0	
Incident Total	20	Statutory Rape	0	0	0	
Offense Total	22	Aggravated Assault	0	0	0	
Group A Crimes per 100,000 population	N/A	Simple Assault	0	0	0	
		Intimidation	0	0	0	
		Human Trafficking, Commercial Sex Acts	0	0	0	
		Human Trafficking, Involuntary Servitude	0	0	0	
Arrest Overview		Crimes Against Property				
Total Arrests	28	Arson	0	0	0	
Adult Arrests	27	Bribery	0	0	0	
Juvenile Arrests	1	Burglary/Breaking & Entering	0	0	0	
Unknown Age	0	Counterfeiting/Forgery	1	1	0	
Arrests per 100,000 population	N/A	Destruction/Damage/Vandalism of Property	1	1	0	
		Embezzlement	0	0	0	
		Extortion/Blackmail	0	0	0	
		False Pretenses/Swindle/Confidence Game	4	2	0	
		Credit Card/Automatic Teller Fraud	0	0	0	
		Impersonation	1	0	0	
		Welfare Fraud	0	0	0	
		Wire Fraud	0	0	0	
		Identity Theft	0	0	0	
		Hacking/Computer Invasion	0	0	0	
		Robbery	0	0	0	
		Pocket-picking	0	0	0	
		Purse-snatching	0	0	0	
		Shoplifting	0	0	0	
		Theft From Building	0	0	0	
		Theft From Coin Operated Machine or Device	0	0	0	
		Theft From Motor Vehicle	0	0	0	
		Theft of Motor Vehicle Parts/Accessories	0	0	0	
		All Other Larceny	0	0	0	
		Motor Vehicle Theft	0	0	0	
		Stolen Property Offenses	0	0	0	
		Crimes Against Society				
		Drug/Narcotic Violations	13	10	1	
		Drug Equipment Violations	0	0	0	
		Betting/Wagering	0	0	0	
		Operating/Promoting/Assisting Gambling	0	0	0	
		Gambling Equipment Violations	0	0	0	
		Sports Tampering	0	0	0	
		Pornography/Obscene Material	0	0	0	
		Prostitution	0	0	0	
		Assisting or Promoting Prostitution	0	0	0	
		Purchasing Prostitution	0	0	0	
		Weapon Law Violations	2	0	0	
		Animal Cruelty	0	0	0	
		Total Group A Offenses	22	14	1	
Group B Arrests						
Offense	Adult	Juvenile				
Bad Checks	0	0				
Curfew/Loitering/Vagrancy Violations	0	0				
Disorderly Conduct	0	0				
Driving Under the Influence	12	0				
Drunkenness	0	0				
Family Offenses (Nonviolent)	0	0				
Liquor Law Violations	0	0				
Peeping Tom	0	0				
Runaway	0	0				
Trespass of Real Property	0	0				
All Other Offenses	1	0				
Total Group B	13	0				

(*) Offenses are counted using the FBI Units of Count for Crime

(**) The 'Arrests' column shows arrests made for incidents during the selected period, regardless of arrest date. Arrest counts for the same period may change over time.

State Police - Norton - VA118SP00 - NIBRS Agency Crime Overview - 2018

2018 Population Estimate	N/A	Offenses (*)		Arrests (**)	
		Group A Offenses	Reported	Adult	Juvenile
Law Enforcement Employees		Crimes Against Persons			
Sworn Male	0	Murder and Nonnegligent Manslaughter	0	0	0
Sworn Female	0	Negligent Manslaughter	0	0	0
Civilian Male	0	Kidnapping/Abduction	0	0	0
Civilian Female	0	Forcible Rape	0	0	0
Total:	0	Forcible Sodomy	0	0	0
		Sexual Assault With An Object	0	0	0
		Forcible Fondling	0	0	0
Offense Overview		Incest	0	0	0
Incident Total	3	Statutory Rape	0	0	0
Offense Total	3	Aggravated Assault	0	0	0
Group A Crimes per 100,000 population	N/A	Simple Assault	0	0	0
		Intimidation	0	0	0
		Human Trafficking, Commercial Sex Acts	0	0	0
		Human Trafficking, Involuntary Servitude	0	0	0
Arrest Overview		Crimes Against Property			
Total Arrests	5	Arson	0	0	0
Adult Arrests	5	Bribery	0	0	0
Juvenile Arrests	0	Burglary/Breaking & Entering	0	0	0
Unknown Age	0	Counterfeiting/Forgery	0	0	0
Arrests per 100,000 population	N/A	Destruction/Damage/Vandalism of Property	0	0	0
		Embezzlement	0	0	0
		Extortion/Blackmail	0	0	0
		False Pretenses/Swindle/Confidence Game	2	2	0
		Credit Card/Automatic Teller Fraud	0	0	0
		Impersonation	0	0	0
		Welfare Fraud	0	0	0
		Wire Fraud	0	0	0
		Identity Theft	0	0	0
		Hacking/Computer Invasion	0	0	0
		Robbery	0	0	0
		Pocket-picking	0	0	0
		Purse-snatching	0	0	0
		Shoplifting	0	0	0
		Theft From Building	0	0	0
		Theft From Coin Operated Machine or Device	0	0	0
		Theft From Motor Vehicle	0	0	0
		Theft of Motor Vehicle Parts/Accessories	0	0	0
		All Other Larceny	0	0	0
		Motor Vehicle Theft	0	0	0
		Stolen Property Offenses	0	0	0
		Crimes Against Society			
		Drug/Narcotic Violations	1	1	0
		Drug Equipment Violations	0	0	0
		Betting/Wagering	0	0	0
		Operating/Promoting/Assisting Gambling	0	0	0
		Gambling Equipment Violations	0	0	0
		Sports Tampering	0	0	0
		Pornography/Obscene Material	0	0	0
		Prostitution	0	0	0
		Assisting or Promoting Prostitution	0	0	0
		Purchasing Prostitution	0	0	0
		Weapon Law Violations	0	0	0
		Animal Cruelty	0	0	0
		Total Group A Offenses	3	3	0

Group B Arrests	Adult	Juvenile
Bad Checks	0	0
Curfew/Loitering/Vagrancy Violations	0	0
Disorderly Conduct	0	0
Driving Under the Influence	0	0
Drunkenness	0	0
Family Offenses (Nonviolent)	0	0
Liquor Law Violations	0	0
Peeping Tom	0	0
Runaway	0	0
Trespass of Real Property	0	0
All Other Offenses	2	0
Total Group B	2	0

(*) Offenses are counted using the FBI Units of Count for Crime

(**) The 'Arrests' column shows arrests made for incidents during the selected period, regardless of arrest date. Arrest counts for the same period may change over time.

State Police - Nottoway CO - VA067SP00 - NIBRS Agency Crime Overview - 2018

2018 Population Estimate	N/A	Offenses (*)		Arrests (**)		
		Reported	Adult	Juvenile		
Law Enforcement Employees		Group A Offenses				
		Crimes Against Persons				
Sworn Male	0	Murder and Nonnegligent Manslaughter	1	1	0	
Sworn Female	0	Negligent Manslaughter	0	0	0	
Civilian Male	0	Kidnapping/Abduction	0	0	0	
Civilian Female	0	Forcible Rape	0	0	0	
Total:	0	Forcible Sodomy	0	0	0	
		Sexual Assault With An Object	0	0	0	
		Forcible Fondling	0	0	0	
Offense Overview		Incest	0	0	0	
Incident Total	39	Statutory Rape	0	0	0	
Offense Total	49	Aggravated Assault	2	1	0	
Group A Crimes per 100,000 population	N/A	Simple Assault	2	1	0	
		Intimidation	3	0	0	
		Human Trafficking, Commercial Sex Acts	0	0	0	
		Human Trafficking, Involuntary Servitude	0	0	0	
Arrest Overview		Crimes Against Property				
Total Arrests	37	Arson	0	0	0	
Adult Arrests	37	Bribery	0	0	0	
Juvenile Arrests	0	Burglary/Breaking & Entering	1	0	0	
Unknown Age	0	Counterfeiting/Forgery	5	4	0	
Arrests per 100,000 population	N/A	Destruction/Damage/Vandalism of Property	2	0	0	
		Embezzlement	0	0	0	
		Extortion/Blackmail	0	0	0	
		False Pretenses/Swindle/Confidence Game	3	0	0	
		Credit Card/Automatic Teller Fraud	0	0	0	
		Impersonation	1	0	0	
		Welfare Fraud	0	0	0	
		Wire Fraud	0	0	0	
		Identity Theft	0	0	0	
		Hacking/Computer Invasion	0	0	0	
		Robbery	1	0	0	
		Pocket-picking	0	0	0	
		Purse-snatching	0	0	0	
		Shoplifting	0	0	0	
		Theft From Building	0	0	0	
		Theft From Coin Operated Machine or Device	0	0	0	
		Theft From Motor Vehicle	0	0	0	
		Theft of Motor Vehicle Parts/Accessories	0	0	0	
		All Other Larceny	5	0	0	
		Motor Vehicle Theft	2	0	0	
		Stolen Property Offenses	1	1	0	
		Crimes Against Society				
		Drug/Narcotic Violations	18	11	0	
		Drug Equipment Violations	0	0	0	
		Betting/Wagering	0	0	0	
		Operating/Promoting/Assisting Gambling	0	0	0	
		Gambling Equipment Violations	0	0	0	
		Sports Tampering	0	0	0	
		Pornography/Obscene Material	1	0	0	
		Prostitution	0	0	0	
		Assisting or Promoting Prostitution	0	0	0	
		Purchasing Prostitution	0	0	0	
		Weapon Law Violations	1	0	0	
		Animal Cruelty	0	0	0	
		Total Group A Offenses	49	19	0	
Group B Arrests						
Offense	Adult	Juvenile				
Bad Checks	0	0				
Curfew/Loitering/Vagrancy Violations	0	0				
Disorderly Conduct	0	0				
Driving Under the Influence	12	0				
Drunkenness	0	0				
Family Offenses (Nonviolent)	0	0				
Liquor Law Violations	2	0				
Peeping Tom	0	0				
Runaway	0	0				
Trespass of Real Property	0	0				
All Other Offenses	4	0				
Total Group B	18	0				

(*) Offenses are counted using the FBI Units of Count for Crime

(**) The 'Arrests' column shows arrests made for incidents during the selected period, regardless of arrest date. Arrest counts for the same period may change over time.

State Police - Orange CO - VA068SP00 - NIBRS Agency Crime Overview - 2018

2018 Population Estimate	N/A	Offenses (*)		Arrests (**)		
		Reported	Adult	Juvenile		
Law Enforcement Employees		Group A Offenses				
		Crimes Against Persons				
Sworn Male	0	Murder and Nonnegligent Manslaughter	0	0	0	
Sworn Female	0	Negligent Manslaughter	0	0	0	
Civilian Male	0	Kidnapping/Abduction	0	0	0	
Civilian Female	0	Forcible Rape	0	0	0	
Total:	0	Forcible Sodomy	0	0	0	
		Sexual Assault With An Object	0	0	0	
		Forcible Fondling	2	0	0	
Offense Overview		Incest	0	0	0	
Incident Total	52	Statutory Rape	0	0	0	
Offense Total	56	Aggravated Assault	6	1	0	
Group A Crimes per 100,000 population	N/A	Simple Assault	4	0	0	
		Intimidation	2	0	0	
		Human Trafficking, Commercial Sex Acts	0	0	0	
		Human Trafficking, Involuntary Servitude	0	0	0	
Arrest Overview		Crimes Against Property				
Total Arrests	54	Arson	0	0	0	
Adult Arrests	54	Bribery	0	0	0	
Juvenile Arrests	0	Burglary/Breaking & Entering	0	0	0	
Unknown Age	0	Counterfeiting/Forgery	0	0	0	
Arrests per 100,000 population	N/A	Destruction/Damage/Vandalism of Property	0	0	0	
		Embezzlement	0	0	0	
		Extortion/Blackmail	0	0	0	
		False Pretenses/Swindle/Confidence Game	6	1	0	
		Credit Card/Automatic Teller Fraud	0	0	0	
		Impersonation	1	1	0	
		Welfare Fraud	0	0	0	
		Wire Fraud	0	0	0	
		Identity Theft	0	0	0	
		Hacking/Computer Invasion	0	0	0	
		Robbery	0	0	0	
		Pocket-picking	0	0	0	
		Purse-snatching	0	0	0	
		Shoplifting	0	0	0	
		Theft From Building	0	0	0	
		Theft From Coin Operated Machine or Device	0	0	0	
		Theft From Motor Vehicle	0	0	0	
		Theft of Motor Vehicle Parts/Accessories	0	0	0	
		All Other Larceny	2	0	0	
		Motor Vehicle Theft	0	0	0	
		Stolen Property Offenses	1	0	0	
		Crimes Against Society				
		Drug/Narcotic Violations	27	17	0	
		Drug Equipment Violations	1	1	0	
		Betting/Wagering	0	0	0	
		Operating/Promoting/Assisting Gambling	0	0	0	
		Gambling Equipment Violations	0	0	0	
		Sports Tampering	0	0	0	
		Pornography/Obscene Material	3	1	0	
		Prostitution	0	0	0	
		Assisting or Promoting Prostitution	0	0	0	
		Purchasing Prostitution	0	0	0	
		Weapon Law Violations	1	0	0	
		Animal Cruelty	0	0	0	
		Total Group A Offenses	56	22	0	
Group B Arrests						
Offense	Adult	Juvenile				
Bad Checks	0	0				
Curfew/Loitering/Vagrancy Violations	0	0				
Disorderly Conduct	0	0				
Driving Under the Influence	31	0				
Drunkenness	0	0				
Family Offenses (Nonviolent)	0	0				
Liquor Law Violations	0	0				
Peeping Tom	0	0				
Runaway	0	0				
Trespass of Real Property	0	0				
All Other Offenses	1	0				
Total Group B	32	0				

(*) Offenses are counted using the FBI Units of Count for Crime

(**) The 'Arrests' column shows arrests made for incidents during the selected period, regardless of arrest date. Arrest counts for the same period may change over time.

2018 Population Estimate	N/A		Offenses (*)	Arrests (**)	
			Reported	Adult	Juvenile
Law Enforcement Employees		Group A Offenses			
		Crimes Against Persons			
Sworn Male	0	Murder and Nonnegligent Manslaughter	0	0	0
Sworn Female	0	Negligent Manslaughter	0	0	0
Civilian Male	0	Kidnapping/Abduction	0	0	0
Civilian Female	0	Forcible Rape	0	0	0
Total:	0	Forcible Sodomy	1	0	0
		Sexual Assault With An Object	1	0	0
		Forcible Fondling	1	0	1
Offense Overview		Incest	0	0	0
Incident Total	81	Statutory Rape	0	0	0
Offense Total	91	Aggravated Assault	1	0	0
Group A Crimes per 100,000 population	N/A	Simple Assault	6	1	0
		Intimidation	0	0	0
		Human Trafficking, Commercial Sex Acts	0	0	0
		Human Trafficking, Involuntary Servitude	0	0	0
Arrest Overview		Crimes Against Property			
Total Arrests	46	Arson	0	0	0
Adult Arrests	44	Bribery	0	0	0
Juvenile Arrests	2	Burglary/Breaking & Entering	0	0	0
Unknown Age	0	Counterfeiting/Forgery	2	1	0
Arrests per 100,000 population	N/A	Destruction/Damage/Vandalism of Property	1	1	0
		Embezzlement	0	0	0
		Extortion/Blackmail	0	0	0
		False Pretenses/Swindle/Confidence Game	6	2	0
		Credit Card/Automatic Teller Fraud	0	0	0
		Impersonation	3	1	0
		Welfare Fraud	0	0	0
		Wire Fraud	0	0	0
		Identity Theft	0	0	0
		Hacking/Computer Invasion	0	0	0
		Robbery	0	0	0
		Pocket-picking	0	0	0
		Purse-snatching	0	0	0
		Shoplifting	0	0	0
		Theft From Building	0	0	0
		Theft From Coin Operated Machine or Device	0	0	0
		Theft From Motor Vehicle	0	0	0
		Theft of Motor Vehicle Parts/Accessories	0	0	0
		All Other Larceny	1	1	0
		Motor Vehicle Theft	0	0	0
		Stolen Property Offenses	0	0	0
		Crimes Against Society			
		Drug/Narcotic Violations	64	25	1
		Drug Equipment Violations	0	0	0
		Betting/Wagering	0	0	0
		Operating/Promoting/Assisting Gambling	0	0	0
		Gambling Equipment Violations	0	0	0
		Sports Tampering	0	0	0
		Pornography/Obscene Material	1	0	0
		Prostitution	0	0	0
		Assisting or Promoting Prostitution	0	0	0
		Purchasing Prostitution	0	0	0
		Weapon Law Violations	3	1	0
		Animal Cruelty	0	0	0
		Total Group A Offenses	91	33	2
Group B Arrests					
Offense	Adult	Juvenile			
Bad Checks	0	0			
Curfew/Loitering/Vagrancy Violations	0	0			
Disorderly Conduct	0	0			
Driving Under the Influence	8	0			
Drunkenness	0	0			
Family Offenses (Nonviolent)	0	0			
Liquor Law Violations	0	0			
Peeping Tom	0	0			
Runaway	0	0			
Trespass of Real Property	0	0			
All Other Offenses	3	0			
Total Group B	11	0			

(*) Offenses are counted using the FBI Units of Count for Crime

(**) The 'Arrests' column shows arrests made for incidents during the selected period, regardless of arrest date. Arrest counts for the same period may change over time.

State Police - Patrick CO - VA07OSP00 - NIBRS Agency Crime Overview - 2018

2018 Population Estimate	N/A	Offenses (*)		Arrests (**)	
		Group A Offenses	Reported	Adult	Juvenile
Law Enforcement Employees		Crimes Against Persons			
Sworn Male	0	Murder and Nonnegligent Manslaughter	1	0	0
Sworn Female	0	Negligent Manslaughter	0	0	0
Civilian Male	0	Kidnapping/Abduction	0	0	0
Civilian Female	0	Forcible Rape	0	0	0
Total:	0	Forcible Sodomy	0	0	0
		Sexual Assault With An Object	0	0	0
		Forcible Fondling	0	0	0
Offense Overview		Incest	0	0	0
Incident Total	24	Statutory Rape	0	0	0
Offense Total	30	Aggravated Assault	4	1	0
Group A Crimes per 100,000 population	N/A	Simple Assault	0	0	0
		Intimidation	0	0	0
		Human Trafficking, Commercial Sex Acts	0	0	0
		Human Trafficking, Involuntary Servitude	0	0	0
Arrest Overview		Crimes Against Property			
Total Arrests	14	Arson	1	0	0
Adult Arrests	14	Bribery	0	0	0
Juvenile Arrests	0	Burglary/Breaking & Entering	0	0	0
Unknown Age	0	Counterfeiting/Forgery	0	0	0
Arrests per 100,000 population	N/A	Destruction/Damage/Vandalism of Property	0	0	0
		Embezzlement	0	0	0
		Extortion/Blackmail	1	0	0
		False Pretenses/Swindle/Confidence Game	4	0	0
		Credit Card/Automatic Teller Fraud	0	0	0
		Impersonation	0	0	0
		Welfare Fraud	0	0	0
		Wire Fraud	0	0	0
		Identity Theft	0	0	0
		Hacking/Computer Invasion	0	0	0
		Robbery	0	0	0
		Pocket-picking	0	0	0
		Purse-snatching	0	0	0
		Shoplifting	1	1	0
		Theft From Building	0	0	0
		Theft From Coin Operated Machine or Device	0	0	0
		Theft From Motor Vehicle	0	0	0
		Theft of Motor Vehicle Parts/Accessories	0	0	0
		All Other Larceny	2	0	0
		Motor Vehicle Theft	0	0	0
		Stolen Property Offenses	2	0	0
		Crimes Against Society			
		Drug/Narcotic Violations	10	2	0
		Drug Equipment Violations	0	0	0
		Betting/Wagering	0	0	0
		Operating/Promoting/Assisting Gambling	1	0	0
		Gambling Equipment Violations	0	0	0
		Sports Tampering	0	0	0
		Pornography/Obscene Material	2	0	0
		Prostitution	0	0	0
		Assisting or Promoting Prostitution	0	0	0
		Purchasing Prostitution	0	0	0
		Weapon Law Violations	1	0	0
		Animal Cruelty	0	0	0
		Total Group A Offenses	30	4	0

Group B Arrests	Adult	Juvenile
Bad Checks	0	0
Curfew/Loitering/Vagrancy Violations	0	0
Disorderly Conduct	0	0
Driving Under the Influence	8	0
Drunkenness	1	0
Family Offenses (Nonviolent)	0	0
Liquor Law Violations	0	0
Peeping Tom	0	0
Runaway	0	0
Trespass of Real Property	0	0
All Other Offenses	1	0
Total Group B	10	0

(*) Offenses are counted using the FBI Units of Count for Crime

(**) The 'Arrests' column shows arrests made for incidents during the selected period, regardless of arrest date. Arrest counts for the same period may change over time.

State Police - Petersburg - VA119SP00 - NIBRS Agency Crime Overview - 2018

2018 Population Estimate	N/A	Offenses (*)		Arrests (**)	
		Group A Offenses	Reported	Adult	Juvenile
Law Enforcement Employees		Crimes Against Persons			
Sworn Male	0	Murder and Nonnegligent Manslaughter	0	0	0
Sworn Female	0	Negligent Manslaughter	0	0	0
Civilian Male	0	Kidnapping/Abduction	0	0	0
Civilian Female	0	Forcible Rape	0	0	0
Total:	0	Forcible Sodomy	0	0	0
		Sexual Assault With An Object	0	0	0
		Forcible Fondling	0	0	0
Offense Overview		Incest	0	0	0
Incident Total	49	Statutory Rape	0	0	0
Offense Total	55	Aggravated Assault	5	1	0
Group A Crimes per 100,000 population	N/A	Simple Assault	7	1	0
		Intimidation	0	0	0
		Human Trafficking, Commercial Sex Acts	0	0	0
		Human Trafficking, Involuntary Servitude	0	0	0
Arrest Overview		Crimes Against Property			
Total Arrests	37	Arson	0	0	0
Adult Arrests	37	Bribery	0	0	0
Juvenile Arrests	0	Burglary/Breaking & Entering	0	0	0
Unknown Age	0	Counterfeiting/Forgery	2	0	0
Arrests per 100,000 population	N/A	Destruction/Damage/Vandalism of Property	0	0	0
		Embezzlement	1	0	0
		Extortion/Blackmail	0	0	0
		False Pretenses/Swindle/Confidence Game	3	0	0
		Credit Card/Automatic Teller Fraud	0	0	0
		Impersonation	1	0	0
		Welfare Fraud	0	0	0
		Wire Fraud	0	0	0
		Identity Theft	0	0	0
		Hacking/Computer Invasion	0	0	0
		Robbery	0	0	0
		Pocket-picking	0	0	0
		Purse-snatching	0	0	0
		Shoplifting	0	0	0
		Theft From Building	0	0	0
		Theft From Coin Operated Machine or Device	0	0	0
		Theft From Motor Vehicle	0	0	0
		Theft of Motor Vehicle Parts/Accessories	0	0	0
		All Other Larceny	0	0	0
		Motor Vehicle Theft	0	0	0
		Stolen Property Offenses	2	0	0
		Crimes Against Society			
		Drug/Narcotic Violations	26	15	0
		Drug Equipment Violations	1	0	0
		Betting/Wagering	0	0	0
		Operating/Promoting/Assisting Gambling	0	0	0
		Gambling Equipment Violations	0	0	0
		Sports Tampering	0	0	0
		Pornography/Obscene Material	0	0	0
		Prostitution	0	0	0
		Assisting or Promoting Prostitution	0	0	0
		Purchasing Prostitution	0	0	0
		Weapon Law Violations	7	2	0
		Animal Cruelty	0	0	0
		Total Group A Offenses	55	19	0
Group B Arrests					
Offense	Adult	Juvenile			
Bad Checks	0	0			
Curfew/Loitering/Vagrancy Violations	0	0			
Disorderly Conduct	2	0			
Driving Under the Influence	4	0			
Drunkenness	0	0			
Family Offenses (Nonviolent)	0	0			
Liquor Law Violations	1	0			
Peeping Tom	0	0			
Runaway	0	0			
Trespass of Real Property	0	0			
All Other Offenses	11	0			
Total Group B	18	0			

(*) Offenses are counted using the FBI Units of Count for Crime

(**) The 'Arrests' column shows arrests made for incidents during the selected period, regardless of arrest date. Arrest counts for the same period may change over time.

State Police - Pittsylvania CO - VA071SP00 - NIBRS Agency Crime Overview - 2018

2018 Population Estimate	N/A	Offenses (*)		Arrests (**)	
		Group A Offenses	Reported	Adult	Juvenile
Law Enforcement Employees		Crimes Against Persons			
Sworn Male	0	Murder and Nonnegligent Manslaughter	0	0	0
Sworn Female	0	Negligent Manslaughter	1	0	0
Civilian Male	0	Kidnapping/Abduction	0	0	0
Civilian Female	0	Forcible Rape	0	0	0
Total:	0	Forcible Sodomy	0	0	0
		Sexual Assault With An Object	0	0	0
		Forcible Fondling	0	0	0
Offense Overview		Incest	0	0	0
Incident Total	92	Statutory Rape	0	0	0
Offense Total	101	Aggravated Assault	3	0	0
Group A Crimes per 100,000 population	N/A	Simple Assault	5	1	0
		Intimidation	0	0	0
		Human Trafficking, Commercial Sex Acts	0	0	0
		Human Trafficking, Involuntary Servitude	0	0	0
Arrest Overview		Crimes Against Property			
Total Arrests	74	Arson	0	0	0
Adult Arrests	74	Bribery	0	0	0
Juvenile Arrests	0	Burglary/Breaking & Entering	1	0	0
Unknown Age	0	Counterfeiting/Forgery	1	1	0
Arrests per 100,000 population	N/A	Destruction/Damage/Vandalism of Property	4	1	0
		Embezzlement	0	0	0
		Extortion/Blackmail	0	0	0
		False Pretenses/Swindle/Confidence Game	27	1	0
		Credit Card/Automatic Teller Fraud	0	0	0
		Impersonation	1	0	0
		Welfare Fraud	0	0	0
		Wire Fraud	0	0	0
		Identity Theft	0	0	0
		Hacking/Computer Invasion	0	0	0
		Robbery	0	0	0
		Pocket-picking	0	0	0
		Purse-snatching	0	0	0
		Shoplifting	0	0	0
		Theft From Building	0	0	0
		Theft From Coin Operated Machine or Device	0	0	0
		Theft From Motor Vehicle	0	0	0
		Theft of Motor Vehicle Parts/Accessories	0	0	0
		All Other Larceny	14	0	0
		Motor Vehicle Theft	10	2	0
		Stolen Property Offenses	2	0	0
		Crimes Against Society			
		Drug/Narcotic Violations	28	14	0
		Drug Equipment Violations	0	0	0
		Betting/Wagering	1	0	0
		Operating/Promoting/Assisting Gambling	1	0	0
		Gambling Equipment Violations	0	0	0
		Sports Tampering	0	0	0
		Pornography/Obscene Material	0	0	0
		Prostitution	0	0	0
		Assisting or Promoting Prostitution	0	0	0
		Purchasing Prostitution	0	0	0
		Weapon Law Violations	2	0	0
		Animal Cruelty	0	0	0
		Total Group A Offenses	101	20	0
Group B Arrests					
Offense	Adult	Juvenile			
Bad Checks	0	0			
Curfew/Loitering/Vagrancy Violations	0	0			
Disorderly Conduct	0	0			
Driving Under the Influence	41	0			
Drunkenness	0	0			
Family Offenses (Nonviolent)	0	0			
Liquor Law Violations	5	0			
Peeping Tom	0	0			
Runaway	0	0			
Trespass of Real Property	1	0			
All Other Offenses	7	0			
Total Group B	54	0			

(*) Offenses are counted using the FBI Units of Count for Crime

(**) The 'Arrests' column shows arrests made for incidents during the selected period, regardless of arrest date. Arrest counts for the same period may change over time.

State Police - Poquoson - VA098S100 - NIBRS Agency Crime Overview - 2018

2018 Population Estimate	N/A	Offenses (*)		Arrests (**)	
		Group A Offenses	Reported	Adult	Juvenile
Law Enforcement Employees		Crimes Against Persons			
Sworn Male	0	Murder and Nonnegligent Manslaughter	0	0	0
Sworn Female	0	Negligent Manslaughter	0	0	0
Civilian Male	0	Kidnapping/Abduction	0	0	0
Civilian Female	0	Forcible Rape	0	0	0
Total:	0	Forcible Sodomy	0	0	0
		Sexual Assault With An Object	0	0	0
		Forcible Fondling	0	0	0
Offense Overview		Incest	0	0	0
Incident Total	0	Statutory Rape	0	0	0
Offense Total	0	Aggravated Assault	0	0	0
Group A Crimes per 100,000 population	N/A	Simple Assault	0	0	0
		Intimidation	0	0	0
		Human Trafficking, Commercial Sex Acts	0	0	0
		Human Trafficking, Involuntary Servitude	0	0	0
Arrest Overview		Crimes Against Property			
Total Arrests	0	Arson	0	0	0
Adult Arrests	0	Bribery	0	0	0
Juvenile Arrests	0	Burglary/Breaking & Entering	0	0	0
Unknown Age	0	Counterfeiting/Forgery	0	0	0
Arrests per 100,000 population	N/A	Destruction/Damage/Vandalism of Property	0	0	0
		Embezzlement	0	0	0
		Extortion/Blackmail	0	0	0
		False Pretenses/Swindle/Confidence Game	0	0	0
		Credit Card/Automatic Teller Fraud	0	0	0
		Impersonation	0	0	0
		Welfare Fraud	0	0	0
		Wire Fraud	0	0	0
		Identity Theft	0	0	0
		Hacking/Computer Invasion	0	0	0
		Robbery	0	0	0
		Pocket-picking	0	0	0
		Purse-snatching	0	0	0
		Shoplifting	0	0	0
		Theft From Building	0	0	0
		Theft From Coin Operated Machine or Device	0	0	0
		Theft From Motor Vehicle	0	0	0
		Theft of Motor Vehicle Parts/Accessories	0	0	0
		All Other Larceny	0	0	0
		Motor Vehicle Theft	0	0	0
		Stolen Property Offenses	0	0	0
		Crimes Against Society			
		Drug/Narcotic Violations	0	0	0
		Drug Equipment Violations	0	0	0
		Betting/Wagering	0	0	0
		Operating/Promoting/Assisting Gambling	0	0	0
		Gambling Equipment Violations	0	0	0
		Sports Tampering	0	0	0
		Pornography/Obscene Material	0	0	0
		Prostitution	0	0	0
		Assisting or Promoting Prostitution	0	0	0
		Purchasing Prostitution	0	0	0
		Weapon Law Violations	0	0	0
		Animal Cruelty	0	0	0
		Total Group A Offenses	0	0	0

(*) Offenses are counted using the FBI Units of Count for Crime

(**) The 'Arrests' column shows arrests made for incidents during the selected period, regardless of arrest date. Arrest counts for the same period may change over time.

State Police - Portsmouth - VA120SP00 - NIBRS Agency Crime Overview - 2018

2018 Population Estimate	N/A	Offenses (*)		Arrests (**)	
		Group A Offenses	Reported	Adult	Juvenile
Law Enforcement Employees		Crimes Against Persons			
Sworn Male	0	Murder and Nonnegligent Manslaughter	0	0	0
Sworn Female	0	Negligent Manslaughter	0	0	0
Civilian Male	0	Kidnapping/Abduction	0	0	0
Civilian Female	0	Forcible Rape	0	0	0
Total:	0	Forcible Sodomy	0	0	0
		Sexual Assault With An Object	0	0	0
		Forcible Fondling	0	0	0
Offense Overview		Incest	0	0	0
Incident Total	57	Statutory Rape	0	0	0
Offense Total	63	Aggravated Assault	2	1	0
Group A Crimes per 100,000 population	N/A	Simple Assault	0	0	0
		Intimidation	1	0	0
		Human Trafficking, Commercial Sex Acts	0	0	0
		Human Trafficking, Involuntary Servitude	0	0	0
Arrest Overview		Crimes Against Property			
Total Arrests	18	Arson	1	0	0
Adult Arrests	18	Bribery	0	0	0
Juvenile Arrests	0	Burglary/Breaking & Entering	0	0	0
Unknown Age	0	Counterfeiting/Forgery	1	0	0
Arrests per 100,000 population	N/A	Destruction/Damage/Vandalism of Property	0	0	0
		Embezzlement	0	0	0
		Extortion/Blackmail	0	0	0
		False Pretenses/Swindle/Confidence Game	41	11	0
		Credit Card/Automatic Teller Fraud	0	0	0
		Impersonation	0	0	0
		Welfare Fraud	0	0	0
		Wire Fraud	0	0	0
		Identity Theft	0	0	0
		Hacking/Computer Invasion	0	0	0
		Robbery	1	1	0
		Pocket-picking	0	0	0
		Purse-snatching	0	0	0
		Shoplifting	0	0	0
		Theft From Building	0	0	0
		Theft From Coin Operated Machine or Device	0	0	0
		Theft From Motor Vehicle	0	0	0
		Theft of Motor Vehicle Parts/Accessories	0	0	0
		All Other Larceny	0	0	0
		Motor Vehicle Theft	3	0	0
		Stolen Property Offenses	0	0	0
		Crimes Against Society			
		Drug/Narcotic Violations	8	1	0
		Drug Equipment Violations	0	0	0
		Betting/Wagering	0	0	0
		Operating/Promoting/Assisting Gambling	0	0	0
		Gambling Equipment Violations	0	0	0
		Sports Tampering	0	0	0
		Pornography/Obscene Material	0	0	0
		Prostitution	0	0	0
		Assisting or Promoting Prostitution	0	0	0
		Purchasing Prostitution	0	0	0
		Weapon Law Violations	5	0	0
		Animal Cruelty	0	0	0
		Total Group A Offenses	63	14	0

Group B Arrests	Adult	Juvenile
Bad Checks	0	0
Curfew/Loitering/Vagrancy Violations	0	0
Disorderly Conduct	0	0
Driving Under the Influence	0	0
Drunkenness	0	0
Family Offenses (Nonviolent)	0	0
Liquor Law Violations	0	0
Peeping Tom	0	0
Runaway	0	0
Trespass of Real Property	0	0
All Other Offenses	4	0
Total Group B	4	0

(*) Offenses are counted using the FBI Units of Count for Crime

(**) The 'Arrests' column shows arrests made for incidents during the selected period, regardless of arrest date. Arrest counts for the same period may change over time.

State Police - Powhatan CO - VA072SP00 - NIBRS Agency Crime Overview - 2018

2018 Population Estimate	N/A	Offenses (*)		Arrests (**)	
		Group A Offenses	Reported	Adult	Juvenile
Law Enforcement Employees		Crimes Against Persons			
Sworn Male	0	Murder and Nonnegligent Manslaughter	0	0	0
Sworn Female	0	Negligent Manslaughter	1	1	0
Civilian Male	0	Kidnapping/Abduction	0	0	0
Civilian Female	0	Forcible Rape	0	0	0
Total:	0	Forcible Sodomy	0	0	0
		Sexual Assault With An Object	0	0	0
		Forcible Fondling	0	0	0
Offense Overview		Incest	0	0	0
Incident Total	21	Statutory Rape	0	0	0
Offense Total	25	Aggravated Assault	3	1	0
Group A Crimes per 100,000 population	N/A	Simple Assault	1	1	0
		Intimidation	0	0	0
		Human Trafficking, Commercial Sex Acts	0	0	0
		Human Trafficking, Involuntary Servitude	0	0	0
Arrest Overview		Crimes Against Property			
Total Arrests	25	Arson	0	0	0
Adult Arrests	25	Bribery	0	0	0
Juvenile Arrests	0	Burglary/Breaking & Entering	0	0	0
Unknown Age	0	Counterfeiting/Forgery	1	0	0
Arrests per 100,000 population	N/A	Destruction/Damage/Vandalism of Property	0	0	0
		Embezzlement	1	0	0
		Extortion/Blackmail	0	0	0
		False Pretenses/Swindle/Confidence Game	1	1	0
		Credit Card/Automatic Teller Fraud	0	0	0
		Impersonation	1	0	0
		Welfare Fraud	0	0	0
		Wire Fraud	0	0	0
		Identity Theft	0	0	0
		Hacking/Computer Invasion	0	0	0
		Robbery	0	0	0
		Pocket-picking	0	0	0
		Purse-snatching	0	0	0
		Shoplifting	0	0	0
		Theft From Building	0	0	0
		Theft From Coin Operated Machine or Device	0	0	0
		Theft From Motor Vehicle	0	0	0
		Theft of Motor Vehicle Parts/Accessories	0	0	0
		All Other Larceny	0	0	0
		Motor Vehicle Theft	0	0	0
		Stolen Property Offenses	1	1	0
		Crimes Against Society			
		Drug/Narcotic Violations	11	8	0
		Drug Equipment Violations	0	0	0
		Betting/Wagering	0	0	0
		Operating/Promoting/Assisting Gambling	0	0	0
		Gambling Equipment Violations	0	0	0
		Sports Tampering	0	0	0
		Pornography/Obscene Material	1	0	0
		Prostitution	0	0	0
		Assisting or Promoting Prostitution	0	0	0
		Purchasing Prostitution	0	0	0
		Weapon Law Violations	3	1	0
		Animal Cruelty	0	0	0
		Total Group A Offenses	25	14	0

Group B Arrests	Adult	Juvenile
Bad Checks	0	0
Curfew/Loitering/Vagrancy Violations	0	0
Disorderly Conduct	0	0
Driving Under the Influence	11	0
Drunkenness	0	0
Family Offenses (Nonviolent)	0	0
Liquor Law Violations	0	0
Peeping Tom	0	0
Runaway	0	0
Trespass of Real Property	0	0
All Other Offenses	0	0
Total Group B	11	0

(*) Offenses are counted using the FBI Units of Count for Crime

(**) The 'Arrests' column shows arrests made for incidents during the selected period, regardless of arrest date. Arrest counts for the same period may change over time.

State Police - Prince Edward CO - VA073SP00 - NIBRS Agency Crime Overview - 2018

2018 Population Estimate	N/A	Offenses (*)		Arrests (**)	
		Group A Offenses	Reported	Adult	Juvenile
Law Enforcement Employees		Crimes Against Persons			
Sworn Male	0	Murder and Nonnegligent Manslaughter	1	0	0
Sworn Female	0	Negligent Manslaughter	0	0	0
Civilian Male	0	Kidnapping/Abduction	0	0	0
Civilian Female	0	Forcible Rape	1	0	0
Total:	0	Forcible Sodomy	1	0	0
		Sexual Assault With An Object	0	0	0
		Forcible Fondling	0	0	0
Offense Overview		Incest	0	0	0
Incident Total	124	Statutory Rape	0	0	0
Offense Total	137	Aggravated Assault	1	0	0
Group A Crimes per 100,000 population	N/A	Simple Assault	1	0	0
		Intimidation	3	0	0
		Human Trafficking, Commercial Sex Acts	0	0	0
		Human Trafficking, Involuntary Servitude	0	0	0
Arrest Overview		Crimes Against Property			
Total Arrests	68	Arson	0	0	0
Adult Arrests	67	Bribery	0	0	0
Juvenile Arrests	1	Burglary/Breaking & Entering	1	1	0
Unknown Age	0	Counterfeiting/Forgery	1	0	0
Arrests per 100,000 population	N/A	Destruction/Damage/Vandalism of Property	0	0	0
		Embezzlement	1	0	0
		Extortion/Blackmail	0	0	0
		False Pretenses/Swindle/Confidence Game	17	2	0
		Credit Card/Automatic Teller Fraud	0	0	0
		Impersonation	1	1	0
		Welfare Fraud	0	0	0
		Wire Fraud	0	0	0
		Identity Theft	0	0	0
		Hacking/Computer Invasion	0	0	0
		Robbery	0	0	0
		Pocket-picking	0	0	0
		Purse-snatching	0	0	0
		Shoplifting	0	0	0
		Theft From Building	0	0	0
		Theft From Coin Operated Machine or Device	0	0	0
		Theft From Motor Vehicle	0	0	0
		Theft of Motor Vehicle Parts/Accessories	0	0	0
		All Other Larceny	2	1	0
		Motor Vehicle Theft	0	0	0
		Stolen Property Offenses	2	0	0
		Crimes Against Society			
		Drug/Narcotic Violations	94	47	1
		Drug Equipment Violations	0	0	0
		Betting/Wagering	0	0	0
		Operating/Promoting/Assisting Gambling	0	0	0
		Gambling Equipment Violations	0	0	0
		Sports Tampering	0	0	0
		Pornography/Obscene Material	1	0	0
		Prostitution	0	0	0
		Assisting or Promoting Prostitution	0	0	0
		Purchasing Prostitution	0	0	0
		Weapon Law Violations	9	0	0
		Animal Cruelty	0	0	0
		Total Group A Offenses	137	52	1
Group B Arrests					
Offense	Adult	Juvenile			
Bad Checks	0	0			
Curfew/Loitering/Vagrancy Violations	0	0			
Disorderly Conduct	0	0			
Driving Under the Influence	8	0			
Drunkenness	0	0			
Family Offenses (Nonviolent)	0	0			
Liquor Law Violations	4	0			
Peeping Tom	0	0			
Runaway	0	0			
Trespass of Real Property	0	0			
All Other Offenses	3	0			
Total Group B	15	0			

(*) Offenses are counted using the FBI Units of Count for Crime

(**) The 'Arrests' column shows arrests made for incidents during the selected period, regardless of arrest date. Arrest counts for the same period may change over time.

State Police - Prince George CO - VA074SP00 - NIBRS Agency Crime Overview - 2018

2018 Population Estimate	N/A	Offenses (*)		Arrests (**)		
		Reported	Adult	Juvenile		
Law Enforcement Employees		Group A Offenses				
		Crimes Against Persons				
Sworn Male	0	Murder and Nonnegligent Manslaughter	0	0	0	
Sworn Female	0	Negligent Manslaughter	0	0	0	
Civilian Male	0	Kidnapping/Abduction	0	0	0	
Civilian Female	0	Forcible Rape	0	0	0	
Total:	0	Forcible Sodomy	0	0	0	
		Sexual Assault With An Object	0	0	0	
		Forcible Fondling	0	0	0	
Offense Overview		Incest	0	0	0	
Incident Total	36	Statutory Rape	0	0	0	
Offense Total	38	Aggravated Assault	2	1	0	
Group A Crimes per 100,000 population	N/A	Simple Assault	0	0	0	
		Intimidation	0	0	0	
		Human Trafficking, Commercial Sex Acts	0	0	0	
		Human Trafficking, Involuntary Servitude	0	0	0	
Arrest Overview		Crimes Against Property				
Total Arrests	41	Arson	0	0	0	
Adult Arrests	39	Bribery	0	0	0	
Juvenile Arrests	2	Burglary/Breaking & Entering	0	0	0	
Unknown Age	0	Counterfeiting/Forgery	1	1	0	
Arrests per 100,000 population	N/A	Destruction/Damage/Vandalism of Property	0	0	0	
		Embezzlement	0	0	0	
		Extortion/Blackmail	0	0	0	
		False Pretenses/Swindle/Confidence Game	4	0	0	
		Credit Card/Automatic Teller Fraud	0	0	0	
		Impersonation	1	0	0	
		Welfare Fraud	0	0	0	
		Wire Fraud	0	0	0	
		Identity Theft	0	0	0	
		Hacking/Computer Invasion	0	0	0	
		Robbery	0	0	0	
		Pocket-picking	0	0	0	
		Purse-snatching	0	0	0	
		Shoplifting	0	0	0	
		Theft From Building	0	0	0	
		Theft From Coin Operated Machine or Device	0	0	0	
		Theft From Motor Vehicle	0	0	0	
		Theft of Motor Vehicle Parts/Accessories	0	0	0	
		All Other Larceny	0	0	0	
		Motor Vehicle Theft	1	0	0	
		Stolen Property Offenses	2	1	1	
		Crimes Against Society				
		Drug/Narcotic Violations	26	21	0	
		Drug Equipment Violations	0	0	0	
		Betting/Wagering	0	0	0	
		Operating/Promoting/Assisting Gambling	0	0	0	
		Gambling Equipment Violations	0	0	0	
		Sports Tampering	0	0	0	
		Pornography/Obscene Material	0	0	0	
		Prostitution	0	0	0	
		Assisting or Promoting Prostitution	0	0	0	
		Purchasing Prostitution	0	0	0	
		Weapon Law Violations	1	0	0	
		Animal Cruelty	0	0	0	
		Total Group A Offenses	38	24	1	

Group B Arrests		
Offense	Adult	Juvenile
Bad Checks	0	0
Curfew/Loitering/Vagrancy Violations	0	0
Disorderly Conduct	0	0
Driving Under the Influence	10	0
Drunkenness	0	0
Family Offenses (Nonviolent)	0	0
Liquor Law Violations	0	0
Peeping Tom	0	0
Runaway	0	0
Trespass of Real Property	0	0
All Other Offenses	5	1
Total Group B	15	1

(*) Offenses are counted using the FBI Units of Count for Crime

(**) The 'Arrests' column shows arrests made for incidents during the selected period, regardless of arrest date. Arrest counts for the same period may change over time.

State Police - Prince William CO - VA075SP00 - NIBRS Agency Crime Overview - 2018

2018 Population Estimate	N/A	Offenses (*)			Arrests (**)	
		Group A Offenses	Reported	Adult	Juvenile	
Law Enforcement Employees		Crimes Against Persons				
Sworn Male	0	Murder and Nonnegligent Manslaughter	0	0	0	0
Sworn Female	0	Negligent Manslaughter	0	0	0	0
Civilian Male	0	Kidnapping/Abduction	1	0	0	0
Civilian Female	0	Forcible Rape	0	0	0	0
Total:	0	Forcible Sodomy	0	0	0	0
		Sexual Assault With An Object	0	0	0	0
		Forcible Fondling	0	0	0	0
Offense Overview		Incest	0	0	0	0
Incident Total	185	Statutory Rape	0	0	0	0
Offense Total	208	Aggravated Assault	15	2	0	0
Group A Crimes per 100,000 population	N/A	Simple Assault	10	4	0	0
		Intimidation	0	0	0	0
		Human Trafficking, Commercial Sex Acts	0	0	0	0
		Human Trafficking, Involuntary Servitude	0	0	0	0
Arrest Overview		Crimes Against Property				
Total Arrests	210	Arson	0	0	0	0
Adult Arrests	208	Bribery	0	0	0	0
Juvenile Arrests	1	Burglary/Breaking & Entering	0	0	0	0
Unknown Age	1	Counterfeiting/Forgery	12	6	0	0
Arrests per 100,000 population	N/A	Destruction/Damage/Vandalism of Property	4	1	0	0
		Embezzlement	0	0	0	0
		Extortion/Blackmail	1	0	0	0
		False Pretenses/Swindle/Confidence Game	57	14	0	0
		Credit Card/Automatic Teller Fraud	0	0	0	0
		Impersonation	12	6	0	0
		Welfare Fraud	0	0	0	0
		Wire Fraud	0	0	0	0
		Identity Theft	0	0	0	0
		Hacking/Computer Invasion	0	0	0	0
		Robbery	0	0	0	0
		Pocket-picking	0	0	0	0
		Purse-snatching	0	0	0	0
		Shoplifting	0	0	0	0
		Theft From Building	0	0	0	0
		Theft From Coin Operated Machine or Device	0	0	0	0
		Theft From Motor Vehicle	0	0	0	0
		Theft of Motor Vehicle Parts/Accessories	0	0	0	0
		All Other Larceny	5	2	0	0
		Motor Vehicle Theft	3	0	0	0
		Stolen Property Offenses	5	0	0	0
		Crimes Against Society				
		Drug/Narcotic Violations	70	52	1	1
		Drug Equipment Violations	0	0	0	0
		Betting/Wagering	0	0	0	0
		Operating/Promoting/Assisting Gambling	0	0	0	0
		Gambling Equipment Violations	0	0	0	0
		Sports Tampering	0	0	0	0
		Pornography/Obscene Material	6	1	0	0
		Prostitution	0	0	0	0
		Assisting or Promoting Prostitution	0	0	0	0
		Purchasing Prostitution	0	0	0	0
		Weapon Law Violations	7	1	0	0
		Animal Cruelty	0	0	0	0
		Total Group A Offenses	208	89	1	1
Group B Arrests						
Offense	Adult	Juvenile				
Bad Checks	0	0				
Curfew/Loitering/Vagrancy Violations	0	0				
Disorderly Conduct	2	0				
Driving Under the Influence	68	0				
Drunkenness	8	0				
Family Offenses (Nonviolent)	0	0				
Liquor Law Violations	3	0				
Peeping Tom	0	0				
Runaway	0	0				
Trespass of Real Property	0	0				
All Other Offenses	38	0				
Total Group B	119	0				

(*) Offenses are counted using the FBI Units of Count for Crime

(**) The 'Arrests' column shows arrests made for incidents during the selected period, regardless of arrest date. Arrest counts for the same period may change over time.

State Police - Pulaski CO - VA077SP00 - NIBRS Agency Crime Overview - 2018

2018 Population Estimate	N/A	Offenses (*)		Arrests (**)	
		Group A Offenses	Reported	Adult	Juvenile
Law Enforcement Employees		Crimes Against Persons			
Sworn Male	0	Murder and Nonnegligent Manslaughter	0	0	0
Sworn Female	0	Negligent Manslaughter	0	0	0
Civilian Male	0	Kidnapping/Abduction	1	0	0
Civilian Female	0	Forcible Rape	0	0	0
Total:	0	Forcible Sodomy	0	0	0
		Sexual Assault With An Object	1	0	0
		Forcible Fondling	1	0	0
Offense Overview		Incest	0	0	0
Incident Total	69	Statutory Rape	0	0	0
Offense Total	75	Aggravated Assault	3	1	0
Group A Crimes per 100,000 population	N/A	Simple Assault	1	0	0
		Intimidation	1	0	0
		Human Trafficking, Commercial Sex Acts	0	0	0
		Human Trafficking, Involuntary Servitude	0	0	0
Arrest Overview		Crimes Against Property			
Total Arrests	41	Arson	0	0	0
Adult Arrests	41	Bribery	0	0	0
Juvenile Arrests	0	Burglary/Breaking & Entering	1	0	0
Unknown Age	0	Counterfeiting/Forgery	2	1	0
Arrests per 100,000 population	N/A	Destruction/Damage/Vandalism of Property	0	0	0
		Embezzlement	1	0	0
		Extortion/Blackmail	0	0	0
		False Pretenses/Swindle/Confidence Game	20	6	0
		Credit Card/Automatic Teller Fraud	1	0	0
		Impersonation	0	0	0
		Welfare Fraud	0	0	0
		Wire Fraud	0	0	0
		Identity Theft	0	0	0
		Hacking/Computer Invasion	0	0	0
		Robbery	0	0	0
		Pocket-picking	0	0	0
		Purse-snatching	0	0	0
		Shoplifting	1	0	0
		Theft From Building	0	0	0
		Theft From Coin Operated Machine or Device	0	0	0
		Theft From Motor Vehicle	0	0	0
		Theft of Motor Vehicle Parts/Accessories	0	0	0
		All Other Larceny	9	0	0
		Motor Vehicle Theft	1	0	0
		Stolen Property Offenses	2	1	0
		Crimes Against Society			
		Drug/Narcotic Violations	21	16	0
		Drug Equipment Violations	2	0	0
		Betting/Wagering	0	0	0
		Operating/Promoting/Assisting Gambling	0	0	0
		Gambling Equipment Violations	0	0	0
		Sports Tampering	0	0	0
		Pornography/Obscene Material	2	0	0
		Prostitution	0	0	0
		Assisting or Promoting Prostitution	1	0	0
		Purchasing Prostitution	0	0	0
		Weapon Law Violations	3	1	0
		Animal Cruelty	0	0	0
		Total Group A Offenses	75	26	0

Group B Arrests	Adult	Juvenile
Bad Checks	1	0
Curfew/Loitering/Vagrancy Violations	0	0
Disorderly Conduct	0	0
Driving Under the Influence	7	0
Drunkenness	0	0
Family Offenses (Nonviolent)	0	0
Liquor Law Violations	1	0
Peeping Tom	0	0
Runaway	0	0
Trespass of Real Property	0	0
All Other Offenses	6	0
Total Group B	15	0

(*) Offenses are counted using the FBI Units of Count for Crime

(**) The 'Arrests' column shows arrests made for incidents during the selected period, regardless of arrest date. Arrest counts for the same period may change over time.

State Police - Radford - VA121SP00 - NIBRS Agency Crime Overview - 2018

2018 Population Estimate	N/A	Offenses (*)		Arrests (**)	
		Group A Offenses	Reported	Adult	Juvenile
Law Enforcement Employees		Crimes Against Persons			
Sworn Male	0	Murder and Nonnegligent Manslaughter	0	0	0
Sworn Female	0	Negligent Manslaughter	0	0	0
Civilian Male	0	Kidnapping/Abduction	0	0	0
Civilian Female	0	Forcible Rape	0	0	0
Total:	0	Forcible Sodomy	0	0	0
		Sexual Assault With An Object	0	0	0
		Forcible Fondling	1	0	0
Offense Overview		Incest	0	0	0
Incident Total	5	Statutory Rape	0	0	0
Offense Total	5	Aggravated Assault	0	0	0
Group A Crimes per 100,000 population	N/A	Simple Assault	0	0	0
		Intimidation	0	0	0
		Human Trafficking, Commercial Sex Acts	0	0	0
		Human Trafficking, Involuntary Servitude	0	0	0
Arrest Overview		Crimes Against Property			
Total Arrests	2	Arson	0	0	0
Adult Arrests	2	Bribery	0	0	0
Juvenile Arrests	0	Burglary/Breaking & Entering	0	0	0
Unknown Age	0	Counterfeiting/Forgery	0	0	0
Arrests per 100,000 population	N/A	Destruction/Damage/Vandalism of Property	0	0	0
		Embezzlement	0	0	0
		Extortion/Blackmail	0	0	0
		False Pretenses/Swindle/Confidence Game	2	0	0
		Credit Card/Automatic Teller Fraud	0	0	0
		Impersonation	0	0	0
		Welfare Fraud	0	0	0
		Wire Fraud	0	0	0
		Identity Theft	0	0	0
		Hacking/Computer Invasion	0	0	0
		Robbery	0	0	0
		Pocket-picking	0	0	0
		Purse-snatching	0	0	0
		Shoplifting	0	0	0
		Theft From Building	0	0	0
		Theft From Coin Operated Machine or Device	0	0	0
		Theft From Motor Vehicle	0	0	0
		Theft of Motor Vehicle Parts/Accessories	0	0	0
		All Other Larceny	1	1	0
		Motor Vehicle Theft	0	0	0
		Stolen Property Offenses	0	0	0
		Crimes Against Society			
		Drug/Narcotic Violations	1	1	0
		Drug Equipment Violations	0	0	0
		Betting/Wagering	0	0	0
		Operating/Promoting/Assisting Gambling	0	0	0
		Gambling Equipment Violations	0	0	0
		Sports Tampering	0	0	0
		Pornography/Obscene Material	0	0	0
		Prostitution	0	0	0
		Assisting or Promoting Prostitution	0	0	0
		Purchasing Prostitution	0	0	0
		Weapon Law Violations	0	0	0
		Animal Cruelty	0	0	0
		Total Group A Offenses	5	2	0

(*) Offenses are counted using the FBI Units of Count for Crime

(**) The 'Arrests' column shows arrests made for incidents during the selected period, regardless of arrest date. Arrest counts for the same period may change over time.

State Police - Rappahannock CO - VA078SP00 - NIBRS Agency Crime Overview - 2018

2018 Population Estimate	N/A	Offenses (*)			Arrests (**)	
		Group A Offenses	Reported	Adult	Juvenile	
Law Enforcement Employees		Crimes Against Persons				
Sworn Male	0	Murder and Nonnegligent Manslaughter	0	0	0	0
Sworn Female	0	Negligent Manslaughter	0	0	0	0
Civilian Male	0	Kidnapping/Abduction	0	0	0	0
Civilian Female	0	Forcible Rape	0	0	0	0
Total:	0	Forcible Sodomy	0	0	0	0
		Sexual Assault With An Object	0	0	0	0
		Forcible Fondling	0	0	0	0
Offense Overview		Incest	0	0	0	0
Incident Total	17	Statutory Rape	0	0	0	0
Offense Total	17	Aggravated Assault	0	0	0	0
Group A Crimes per 100,000 population	N/A	Simple Assault	0	0	0	0
		Intimidation	0	0	0	0
		Human Trafficking, Commercial Sex Acts	0	0	0	0
		Human Trafficking, Involuntary Servitude	0	0	0	0
Arrest Overview		Crimes Against Property				
Total Arrests	21	Arson	0	0	0	0
Adult Arrests	21	Bribery	0	0	0	0
Juvenile Arrests	0	Burglary/Breaking & Entering	0	0	0	0
Unknown Age	0	Counterfeiting/Forgery	0	0	0	0
Arrests per 100,000 population	N/A	Destruction/Damage/Vandalism of Property	1	0	0	0
		Embezzlement	1	0	0	0
		Extortion/Blackmail	0	0	0	0
		False Pretenses/Swindle/Confidence Game	1	0	0	0
		Credit Card/Automatic Teller Fraud	0	0	0	0
		Impersonation	0	0	0	0
		Welfare Fraud	0	0	0	0
		Wire Fraud	0	0	0	0
		Identity Theft	0	0	0	0
		Hacking/Computer Invasion	0	0	0	0
		Robbery	0	0	0	0
		Pocket-picking	0	0	0	0
		Purse-snatching	0	0	0	0
		Shoplifting	0	0	0	0
		Theft From Building	0	0	0	0
		Theft From Coin Operated Machine or Device	0	0	0	0
		Theft From Motor Vehicle	0	0	0	0
		Theft of Motor Vehicle Parts/Accessories	0	0	0	0
		All Other Larceny	0	0	0	0
		Motor Vehicle Theft	0	0	0	0
		Stolen Property Offenses	0	0	0	0
		Crimes Against Society				
		Drug/Narcotic Violations	14	12	0	0
		Drug Equipment Violations	0	0	0	0
		Betting/Wagering	0	0	0	0
		Operating/Promoting/Assisting Gambling	0	0	0	0
		Gambling Equipment Violations	0	0	0	0
		Sports Tampering	0	0	0	0
		Pornography/Obscene Material	0	0	0	0
		Prostitution	0	0	0	0
		Assisting or Promoting Prostitution	0	0	0	0
		Purchasing Prostitution	0	0	0	0
		Weapon Law Violations	0	0	0	0
		Animal Cruelty	0	0	0	0
		Total Group A Offenses	17	12	0	0

Group B Arrests		
Offense	Adult	Juvenile
Bad Checks	0	0
Curfew/Loitering/Vagrancy Violations	0	0
Disorderly Conduct	0	0
Driving Under the Influence	7	0
Drunkenness	1	0
Family Offenses (Nonviolent)	0	0
Liquor Law Violations	0	0
Peeping Tom	0	0
Runaway	0	0
Trespass of Real Property	0	0
All Other Offenses	1	0
Total Group B	9	0

(*) Offenses are counted using the FBI Units of Count for Crime

(**) The 'Arrests' column shows arrests made for incidents during the selected period, regardless of arrest date. Arrest counts for the same period may change over time.

State Police - Richmond - VA122SP00 - NIBRS Agency Crime Overview - 2018

2018 Population Estimate	N/A	Offenses (*)			
		Reported	Adult	Juvenile	
Law Enforcement Employees		Group A Offenses			
		Crimes Against Persons			
Sworn Male	0	Murder and Nonnegligent Manslaughter	0	0	0
Sworn Female	0	Negligent Manslaughter	0	0	0
Civilian Male	0	Kidnapping/Abduction	1	1	0
Civilian Female	0	Forcible Rape	0	0	0
Total:	0	Forcible Sodomy	0	0	0
		Sexual Assault With An Object	0	0	0
		Forcible Fondling	0	0	0
Offense Overview		Incest	0	0	0
Incident Total	199	Statutory Rape	0	0	0
Offense Total	244	Aggravated Assault	6	2	0
Group A Crimes per 100,000 population	N/A	Simple Assault	3	1	0
		Intimidation	2	0	0
		Human Trafficking, Commercial Sex Acts	0	0	0
		Human Trafficking, Involuntary Servitude	0	0	0
Arrest Overview		Crimes Against Property			
Total Arrests	196	Arson	0	0	0
Adult Arrests	194	Bribery	0	0	0
Juvenile Arrests	1	Burglary/Breaking & Entering	0	0	0
Unknown Age	1	Counterfeiting/Forgery	6	0	0
Arrests per 100,000 population	N/A	Destruction/Damage/Vandalism of Property	2	0	0
		Embezzlement	0	0	0
		Extortion/Blackmail	0	0	0
		False Pretenses/Swindle/Confidence Game	56	9	0
		Credit Card/Automatic Teller Fraud	0	0	0
		Impersonation	4	0	0
		Welfare Fraud	0	0	0
		Wire Fraud	0	0	0
		Identity Theft	0	0	0
		Hacking/Computer Invasion	0	0	0
		Robbery	1	0	0
		Pocket-picking	2	0	0
		Purse-snatching	0	0	0
		Shoplifting	0	0	0
		Theft From Building	0	0	0
		Theft From Coin Operated Machine or Device	0	0	0
		Theft From Motor Vehicle	0	0	0
		Theft of Motor Vehicle Parts/Accessories	0	0	0
		All Other Larceny	6	0	0
		Motor Vehicle Theft	2	0	0
		Stolen Property Offenses	4	0	0
		Crimes Against Society			
		Drug/Narcotic Violations	104	64	1
		Drug Equipment Violations	2	1	0
		Betting/Wagering	0	0	0
		Operating/Promoting/Assisting Gambling	0	0	0
		Gambling Equipment Violations	0	0	0
		Sports Tampering	0	0	0
		Pornography/Obscene Material	1	1	0
		Prostitution	0	0	0
		Assisting or Promoting Prostitution	3	3	0
		Purchasing Prostitution	0	0	0
		Weapon Law Violations	39	4	0
		Animal Cruelty	0	0	0
		Total Group A Offenses	244	86	1
Group B Arrests					
Offense	Adult	Juvenile			
Bad Checks	0	0			
Curfew/Loitering/Vagrancy Violations	0	0			
Disorderly Conduct	0	0			
Driving Under the Influence	77	0			
Drunkenness	1	0			
Family Offenses (Nonviolent)	0	0			
Liquor Law Violations	5	0			
Peeping Tom	0	0			
Runaway	0	0			
Trespass of Real Property	0	0			
All Other Offenses	25	0			
Total Group B	108	0			

(*) Offenses are counted using the FBI Units of Count for Crime

(**) The 'Arrests' column shows arrests made for incidents during the selected period, regardless of arrest date. Arrest counts for the same period may change over time.

State Police - Richmond CO - VA079SP00 - NIBRS Agency Crime Overview - 2018

2018 Population Estimate	N/A	Offenses (*)		Arrests (**)	
		Group A Offenses	Reported	Adult	Juvenile
Law Enforcement Employees		Crimes Against Persons			
Sworn Male	0	Murder and Nonnegligent Manslaughter	0	0	0
Sworn Female	0	Negligent Manslaughter	0	0	0
Civilian Male	0	Kidnapping/Abduction	0	0	0
Civilian Female	0	Forcible Rape	0	0	0
Total:	0	Forcible Sodomy	0	0	0
		Sexual Assault With An Object	0	0	0
		Forcible Fondling	1	0	0
Offense Overview		Incest	0	0	0
Incident Total	22	Statutory Rape	0	0	0
Offense Total	28	Aggravated Assault	1	1	0
Group A Crimes per 100,000 population	N/A	Simple Assault	0	0	0
		Intimidation	0	0	0
		Human Trafficking, Commercial Sex Acts	0	0	0
		Human Trafficking, Involuntary Servitude	0	0	0
Arrest Overview		Crimes Against Property			
Total Arrests	26	Arson	0	0	0
Adult Arrests	25	Bribery	0	0	0
Juvenile Arrests	1	Burglary/Breaking & Entering	0	0	0
Unknown Age	0	Counterfeiting/Forgery	2	1	0
Arrests per 100,000 population	N/A	Destruction/Damage/Vandalism of Property	0	0	0
		Embezzlement	0	0	0
		Extortion/Blackmail	0	0	0
		False Pretenses/Swindle/Confidence Game	1	0	0
		Credit Card/Automatic Teller Fraud	0	0	0
		Impersonation	2	0	0
		Welfare Fraud	0	0	0
		Wire Fraud	0	0	0
		Identity Theft	0	0	0
		Hacking/Computer Invasion	0	0	0
		Robbery	0	0	0
		Pocket-picking	0	0	0
		Purse-snatching	0	0	0
		Shoplifting	1	1	0
		Theft From Building	0	0	0
		Theft From Coin Operated Machine or Device	0	0	0
		Theft From Motor Vehicle	0	0	0
		Theft of Motor Vehicle Parts/Accessories	0	0	0
		All Other Larceny	0	0	0
		Motor Vehicle Theft	0	0	0
		Stolen Property Offenses	0	0	0
		Crimes Against Society			
		Drug/Narcotic Violations	17	12	1
		Drug Equipment Violations	2	0	0
		Betting/Wagering	0	0	0
		Operating/Promoting/Assisting Gambling	0	0	0
		Gambling Equipment Violations	0	0	0
		Sports Tampering	0	0	0
		Pornography/Obscene Material	0	0	0
		Prostitution	0	0	0
		Assisting or Promoting Prostitution	0	0	0
		Purchasing Prostitution	0	0	0
		Weapon Law Violations	1	1	0
		Animal Cruelty	0	0	0
		Total Group A Offenses	28	16	1

(*) Offenses are counted using the FBI Units of Count for Crime

(**) The 'Arrests' column shows arrests made for incidents during the selected period, regardless of arrest date. Arrest counts for the same period may change over time.

State Police - Roanoke - VA123SP00 - NIBRS Agency Crime Overview - 2018

2018 Population Estimate	N/A	Offenses (*)		Arrests (**)	
		Group A Offenses	Reported	Adult	Juvenile
Law Enforcement Employees		Crimes Against Persons			
Sworn Male	0	Murder and Nonnegligent Manslaughter	0	0	0
Sworn Female	0	Negligent Manslaughter	0	0	0
Civilian Male	0	Kidnapping/Abduction	0	0	0
Civilian Female	0	Forcible Rape	0	0	0
Total:	0	Forcible Sodomy	0	0	0
		Sexual Assault With An Object	0	0	0
		Forcible Fondling	0	0	0
Offense Overview		Incest	0	0	0
Incident Total	176	Statutory Rape	0	0	0
Offense Total	191	Aggravated Assault	0	0	0
Group A Crimes per 100,000 population	N/A	Simple Assault	2	1	0
		Intimidation	0	0	0
		Human Trafficking, Commercial Sex Acts	0	0	0
		Human Trafficking, Involuntary Servitude	0	0	0
Arrest Overview		Crimes Against Property			
Total Arrests	93	Arson	0	0	0
Adult Arrests	93	Bribery	0	0	0
Juvenile Arrests	0	Burglary/Breaking & Entering	0	0	0
Unknown Age	0	Counterfeiting/Forgery	1	1	0
Arrests per 100,000 population	N/A	Destruction/Damage/Vandalism of Property	0	0	0
		Embezzlement	0	0	0
		Extortion/Blackmail	0	0	0
		False Pretenses/Swindle/Confidence Game	94	24	0
		Credit Card/Automatic Teller Fraud	1	0	0
		Impersonation	2	1	0
		Welfare Fraud	0	0	0
		Wire Fraud	0	0	0
		Identity Theft	0	0	0
		Hacking/Computer Invasion	0	0	0
		Robbery	0	0	0
		Pocket-picking	0	0	0
		Purse-snatching	0	0	0
		Shoplifting	0	0	0
		Theft From Building	0	0	0
		Theft From Coin Operated Machine or Device	0	0	0
		Theft From Motor Vehicle	0	0	0
		Theft of Motor Vehicle Parts/Accessories	0	0	0
		All Other Larceny	4	0	0
		Motor Vehicle Theft	3	1	0
		Stolen Property Offenses	0	0	0
		Crimes Against Society			
		Drug/Narcotic Violations	66	17	0
		Drug Equipment Violations	5	3	0
		Betting/Wagering	0	0	0
		Operating/Promoting/Assisting Gambling	0	0	0
		Gambling Equipment Violations	0	0	0
		Sports Tampering	0	0	0
		Pornography/Obscene Material	0	0	0
		Prostitution	0	0	0
		Assisting or Promoting Prostitution	0	0	0
		Purchasing Prostitution	0	0	0
		Weapon Law Violations	13	2	0
		Animal Cruelty	0	0	0
		Total Group A Offenses	191	50	0
Group B Arrests					
Offense	Adult	Juvenile			
Bad Checks	0	0			
Curfew/Loitering/Vagrancy Violations	0	0			
Disorderly Conduct	1	0			
Driving Under the Influence	10	0			
Drunkenness	3	0			
Family Offenses (Nonviolent)	0	0			
Liquor Law Violations	1	0			
Peeping Tom	0	0			
Runaway	0	0			
Trespass of Real Property	0	0			
All Other Offenses	28	0			
Total Group B	43	0			

(*) Offenses are counted using the FBI Units of Count for Crime

(**) The 'Arrests' column shows arrests made for incidents during the selected period, regardless of arrest date. Arrest counts for the same period may change over time.

State Police - Roanoke CO - VA080SP00 - NIBRS Agency Crime Overview - 2018

2018 Population Estimate	N/A	Offenses (*)		Arrests (**)	
		Group A Offenses	Reported	Adult	Juvenile
Law Enforcement Employees		Crimes Against Persons			
Sworn Male	0	Murder and Nonnegligent Manslaughter	0	0	0
Sworn Female	0	Negligent Manslaughter	0	0	0
Civilian Male	0	Kidnapping/Abduction	0	0	0
Civilian Female	0	Forcible Rape	0	0	0
Total:	0	Forcible Sodomy	0	0	0
		Sexual Assault With An Object	0	0	0
		Forcible Fondling	2	0	0
Offense Overview		Incest	0	0	0
Incident Total	63	Statutory Rape	0	0	0
Offense Total	75	Aggravated Assault	2	1	0
Group A Crimes per 100,000 population	N/A	Simple Assault	3	3	0
		Intimidation	1	0	0
		Human Trafficking, Commercial Sex Acts	0	0	0
		Human Trafficking, Involuntary Servitude	0	0	0
Arrest Overview		Crimes Against Property			
Total Arrests	42	Arson	0	0	0
Adult Arrests	41	Bribery	0	0	0
Juvenile Arrests	1	Burglary/Breaking & Entering	0	0	0
Unknown Age	0	Counterfeiting/Forgery	2	3	0
Arrests per 100,000 population	N/A	Destruction/Damage/Vandalism of Property	1	2	0
		Embezzlement	0	0	0
		Extortion/Blackmail	0	0	0
		False Pretenses/Swindle/Confidence Game	28	6	0
		Credit Card/Automatic Teller Fraud	0	0	0
		Impersonation	3	0	0
		Welfare Fraud	0	0	0
		Wire Fraud	0	0	0
		Identity Theft	0	0	0
		Hacking/Computer Invasion	0	0	0
		Robbery	0	0	0
		Pocket-picking	0	0	0
		Purse-snatching	0	0	0
		Shoplifting	0	0	0
		Theft From Building	0	0	0
		Theft From Coin Operated Machine or Device	0	0	0
		Theft From Motor Vehicle	0	0	0
		Theft of Motor Vehicle Parts/Accessories	0	0	0
		All Other Larceny	3	0	0
		Motor Vehicle Theft	1	0	0
		Stolen Property Offenses	0	0	0
		Crimes Against Society			
		Drug/Narcotic Violations	24	15	1
		Drug Equipment Violations	2	0	0
		Betting/Wagering	0	0	0
		Operating/Promoting/Assisting Gambling	0	0	0
		Gambling Equipment Violations	0	0	0
		Sports Tampering	0	0	0
		Pornography/Obscene Material	0	0	0
		Prostitution	0	0	0
		Assisting or Promoting Prostitution	0	0	0
		Purchasing Prostitution	0	0	0
		Weapon Law Violations	3	1	0
		Animal Cruelty	0	0	0
		Total Group A Offenses	75	31	1
Group B Arrests					
Offense	Adult	Juvenile			
Bad Checks	0	0			
Curfew/Loitering/Vagrancy Violations	0	0			
Disorderly Conduct	0	0			
Driving Under the Influence	9	0			
Drunkenness	0	0			
Family Offenses (Nonviolent)	0	0			
Liquor Law Violations	0	0			
Peeping Tom	0	0			
Runaway	0	0			
Trespass of Real Property	0	0			
All Other Offenses	1	0			
Total Group B	10	0			

(*) Offenses are counted using the FBI Units of Count for Crime

(**) The 'Arrests' column shows arrests made for incidents during the selected period, regardless of arrest date. Arrest counts for the same period may change over time.

State Police - Rockbridge CO - VA081SP00 - NIBRS Agency Crime Overview - 2018

2018 Population Estimate	N/A	Offenses (*)		Arrests (**)	
		Group A Offenses	Reported	Adult	Juvenile
Law Enforcement Employees		Crimes Against Persons			
Sworn Male	0	Murder and Nonnegligent Manslaughter	0	0	0
Sworn Female	0	Negligent Manslaughter	0	0	0
Civilian Male	0	Kidnapping/Abduction	0	0	0
Civilian Female	0	Forcible Rape	1	0	0
Total:	0	Forcible Sodomy	0	0	0
		Sexual Assault With An Object	0	0	0
		Forcible Fondling	2	1	0
Offense Overview		Incest	0	0	0
Incident Total	126	Statutory Rape	0	0	0
Offense Total	132	Aggravated Assault	2	0	0
Group A Crimes per 100,000 population	N/A	Simple Assault	0	0	0
		Intimidation	0	0	0
		Human Trafficking, Commercial Sex Acts	0	0	0
		Human Trafficking, Involuntary Servitude	0	0	0
Arrest Overview		Crimes Against Property			
Total Arrests	105	Arson	0	0	0
Adult Arrests	104	Bribery	0	0	0
Juvenile Arrests	1	Burglary/Breaking & Entering	0	0	0
Unknown Age	0	Counterfeiting/Forgery	0	0	0
Arrests per 100,000 population	N/A	Destruction/Damage/Vandalism of Property	2	0	0
		Embezzlement	0	0	0
		Extortion/Blackmail	0	0	0
		False Pretenses/Swindle/Confidence Game	11	4	0
		Credit Card/Automatic Teller Fraud	0	0	0
		Impersonation	1	0	0
		Welfare Fraud	0	0	0
		Wire Fraud	0	0	0
		Identity Theft	0	0	0
		Hacking/Computer Invasion	0	0	0
		Robbery	0	0	0
		Pocket-picking	0	0	0
		Purse-snatching	0	0	0
		Shoplifting	0	0	0
		Theft From Building	0	0	0
		Theft From Coin Operated Machine or Device	0	0	0
		Theft From Motor Vehicle	0	0	0
		Theft of Motor Vehicle Parts/Accessories	0	0	0
		All Other Larceny	4	0	0
		Motor Vehicle Theft	0	0	0
		Stolen Property Offenses	1	0	0
		Crimes Against Society			
		Drug/Narcotic Violations	102	61	1
		Drug Equipment Violations	1	0	0
		Betting/Wagering	0	0	0
		Operating/Promoting/Assisting Gambling	0	0	0
		Gambling Equipment Violations	0	0	0
		Sports Tampering	0	0	0
		Pornography/Obscene Material	0	0	0
		Prostitution	0	0	0
		Assisting or Promoting Prostitution	0	0	0
		Purchasing Prostitution	0	0	0
		Weapon Law Violations	5	2	0
		Animal Cruelty	0	0	0
		Total Group A Offenses	132	68	1

Group B Arrests	Adult	Juvenile
Bad Checks	0	0
Curfew/Loitering/Vagrancy Violations	0	0
Disorderly Conduct	1	0
Driving Under the Influence	22	0
Drunkenness	5	0
Family Offenses (Nonviolent)	0	0
Liquor Law Violations	2	0
Peeping Tom	0	0
Runaway	0	0
Trespass of Real Property	0	0
All Other Offenses	6	0
Total Group B	36	0

(*) Offenses are counted using the FBI Units of Count for Crime

(**) The 'Arrests' column shows arrests made for incidents during the selected period, regardless of arrest date. Arrest counts for the same period may change over time.

State Police - Rockingham CO - VA082SP00 - NIBRS Agency Crime Overview - 2018

2018 Population Estimate	N/A	Offenses (*)		Arrests (**)	
		Group A Offenses	Reported	Adult	Juvenile
Law Enforcement Employees		Crimes Against Persons			
Sworn Male	0	Murder and Nonnegligent Manslaughter	0	0	0
Sworn Female	0	Negligent Manslaughter	0	0	0
Civilian Male	0	Kidnapping/Abduction	0	0	0
Civilian Female	0	Forcible Rape	0	0	0
Total:	0	Forcible Sodomy	0	0	0
		Sexual Assault With An Object	0	0	0
		Forcible Fondling	0	0	0
Offense Overview		Incest	0	0	0
Incident Total	256	Statutory Rape	0	0	0
Offense Total	280	Aggravated Assault	4	0	0
Group A Crimes per 100,000 population	N/A	Simple Assault	4	3	0
		Intimidation	0	0	0
		Human Trafficking, Commercial Sex Acts	0	0	0
		Human Trafficking, Involuntary Servitude	0	0	0
Arrest Overview		Crimes Against Property			
Total Arrests	190	Arson	1	0	0
Adult Arrests	189	Bribery	0	0	0
Juvenile Arrests	1	Burglary/Breaking & Entering	0	0	0
Unknown Age	0	Counterfeiting/Forgery	7	5	0
Arrests per 100,000 population	N/A	Destruction/Damage/Vandalism of Property	2	0	0
		Embezzlement	0	0	0
		Extortion/Blackmail	0	0	0
		False Pretenses/Swindle/Confidence Game	12	3	0
		Credit Card/Automatic Teller Fraud	1	2	0
		Impersonation	1	0	0
		Welfare Fraud	0	0	0
		Wire Fraud	0	0	0
		Identity Theft	0	0	0
		Hacking/Computer Invasion	0	0	0
		Robbery	0	0	0
		Pocket-picking	0	0	0
		Purse-snatching	0	0	0
		Shoplifting	0	0	0
		Theft From Building	0	0	0
		Theft From Coin Operated Machine or Device	0	0	0
		Theft From Motor Vehicle	0	0	0
		Theft of Motor Vehicle Parts/Accessories	0	0	0
		All Other Larceny	9	7	0
		Motor Vehicle Theft	9	2	0
		Stolen Property Offenses	1	2	0
		Crimes Against Society			
		Drug/Narcotic Violations	193	96	0
		Drug Equipment Violations	7	0	0
		Betting/Wagering	0	0	0
		Operating/Promoting/Assisting Gambling	0	0	0
		Gambling Equipment Violations	0	0	0
		Sports Tampering	0	0	0
		Pornography/Obscene Material	20	15	0
		Prostitution	0	0	0
		Assisting or Promoting Prostitution	0	0	0
		Purchasing Prostitution	0	0	0
		Weapon Law Violations	9	2	0
		Animal Cruelty	0	0	0
		Total Group A Offenses	280	137	0
Group B Arrests					
Offense	Adult	Juvenile			
Bad Checks	0	0			
Curfew/Loitering/Vagrancy Violations	0	0			
Disorderly Conduct	0	0			
Driving Under the Influence	39	1			
Drunkenness	3	0			
Family Offenses (Nonviolent)	0	0			
Liquor Law Violations	0	0			
Peeping Tom	0	0			
Runaway	0	0			
Trespass of Real Property	0	0			
All Other Offenses	10	0			
Total Group B	52	1			

(*) Offenses are counted using the FBI Units of Count for Crime

(**) The 'Arrests' column shows arrests made for incidents during the selected period, regardless of arrest date. Arrest counts for the same period may change over time.

State Police - Russell CO - VA083SP00 - NIBRS Agency Crime Overview - 2018

2018 Population Estimate	N/A	Offenses (*)		Arrests (**)	
		Group A Offenses	Reported	Adult	Juvenile
Law Enforcement Employees		Crimes Against Persons			
Sworn Male	0	Murder and Nonnegligent Manslaughter	0	0	0
Sworn Female	0	Negligent Manslaughter	0	0	0
Civilian Male	0	Kidnapping/Abduction	2	1	0
Civilian Female	0	Forcible Rape	1	0	0
Total:	0	Forcible Sodomy	0	0	0
		Sexual Assault With An Object	0	0	0
		Forcible Fondling	1	0	0
Offense Overview		Incest	0	0	0
Incident Total	41	Statutory Rape	0	0	0
Offense Total	51	Aggravated Assault	1	0	0
Group A Crimes per 100,000 population	N/A	Simple Assault	1	1	0
		Intimidation	0	0	0
		Human Trafficking, Commercial Sex Acts	0	0	0
		Human Trafficking, Involuntary Servitude	0	0	0
Arrest Overview		Crimes Against Property			
Total Arrests	21	Arson	2	0	0
Adult Arrests	20	Bribery	0	0	0
Juvenile Arrests	1	Burglary/Breaking & Entering	0	0	0
Unknown Age	0	Counterfeiting/Forgery	4	2	0
Arrests per 100,000 population	N/A	Destruction/Damage/Vandalism of Property	1	0	0
		Embezzlement	1	0	0
		Extortion/Blackmail	0	0	0
		False Pretenses/Swindle/Confidence Game	8	2	0
		Credit Card/Automatic Teller Fraud	0	0	0
		Impersonation	2	1	0
		Welfare Fraud	0	0	0
		Wire Fraud	0	0	0
		Identity Theft	0	0	0
		Hacking/Computer Invasion	0	0	0
		Robbery	0	0	0
		Pocket-picking	0	0	0
		Purse-snatching	0	0	0
		Shoplifting	0	0	0
		Theft From Building	0	0	0
		Theft From Coin Operated Machine or Device	0	0	0
		Theft From Motor Vehicle	0	0	0
		Theft of Motor Vehicle Parts/Accessories	0	0	0
		All Other Larceny	1	0	0
		Motor Vehicle Theft	2	0	0
		Stolen Property Offenses	0	0	0
		Crimes Against Society			
		Drug/Narcotic Violations	22	2	0
		Drug Equipment Violations	1	0	0
		Betting/Wagering	0	0	0
		Operating/Promoting/Assisting Gambling	0	0	0
		Gambling Equipment Violations	0	0	0
		Sports Tampering	0	0	0
		Pornography/Obscene Material	0	0	0
		Prostitution	0	0	0
		Assisting or Promoting Prostitution	0	0	0
		Purchasing Prostitution	0	0	0
		Weapon Law Violations	1	0	0
		Animal Cruelty	0	0	0
		Total Group A Offenses	51	9	0
Group B Arrests					
Offense	Adult	Juvenile			
Bad Checks	0	0			
Curfew/Loitering/Vagrancy Violations	0	0			
Disorderly Conduct	0	0			
Driving Under the Influence	8	1			
Drunkenness	0	0			
Family Offenses (Nonviolent)	0	0			
Liquor Law Violations	0	0			
Peeping Tom	0	0			
Runaway	0	0			
Trespass of Real Property	0	0			
All Other Offenses	3	0			
Total Group B	11	1			

(*) Offenses are counted using the FBI Units of Count for Crime

(**) The 'Arrests' column shows arrests made for incidents during the selected period, regardless of arrest date. Arrest counts for the same period may change over time.

State Police - Salem - VA080S100 - NIBRS Agency Crime Overview - 2018

2018 Population Estimate	N/A	Offenses (*)		Arrests (**)	
		Group A Offenses	Reported	Adult	Juvenile
Law Enforcement Employees		Crimes Against Persons			
Sworn Male	0	Murder and Nonnegligent Manslaughter	0	0	0
Sworn Female	0	Negligent Manslaughter	0	0	0
Civilian Male	0	Kidnapping/Abduction	0	0	0
Civilian Female	0	Forcible Rape	0	0	0
Total:	0	Forcible Sodomy	0	0	0
		Sexual Assault With An Object	0	0	0
		Forcible Fondling	0	0	0
Offense Overview		Incest	0	0	0
Incident Total	39	Statutory Rape	0	0	0
Offense Total	44	Aggravated Assault	1	1	0
Group A Crimes per 100,000 population	N/A	Simple Assault	1	0	0
		Intimidation	2	0	0
		Human Trafficking, Commercial Sex Acts	0	0	0
		Human Trafficking, Involuntary Servitude	0	0	0
Arrest Overview		Crimes Against Property			
Total Arrests	19	Arson	0	0	0
Adult Arrests	19	Bribery	0	0	0
Juvenile Arrests	0	Burglary/Breaking & Entering	0	0	0
Unknown Age	0	Counterfeiting/Forgery	2	1	0
Arrests per 100,000 population	N/A	Destruction/Damage/Vandalism of Property	1	1	0
		Embezzlement	2	1	0
		Extortion/Blackmail	0	0	0
		False Pretenses/Swindle/Confidence Game	16	4	0
		Credit Card/Automatic Teller Fraud	0	0	0
		Impersonation	1	1	0
		Welfare Fraud	0	0	0
		Wire Fraud	0	0	0
		Identity Theft	0	0	0
		Hacking/Computer Invasion	0	0	0
		Robbery	0	0	0
		Pocket-picking	0	0	0
		Purse-snatching	0	0	0
		Shoplifting	0	0	0
		Theft From Building	0	0	0
		Theft From Coin Operated Machine or Device	0	0	0
		Theft From Motor Vehicle	0	0	0
		Theft of Motor Vehicle Parts/Accessories	0	0	0
		All Other Larceny	3	1	0
		Motor Vehicle Theft	0	0	0
		Stolen Property Offenses	0	0	0
		Crimes Against Society			
		Drug/Narcotic Violations	11	3	0
		Drug Equipment Violations	3	0	0
		Betting/Wagering	0	0	0
		Operating/Promoting/Assisting Gambling	0	0	0
		Gambling Equipment Violations	0	0	0
		Sports Tampering	0	0	0
		Pornography/Obscene Material	0	0	0
		Prostitution	0	0	0
		Assisting or Promoting Prostitution	0	0	0
		Purchasing Prostitution	0	0	0
		Weapon Law Violations	1	0	0
		Animal Cruelty	0	0	0
		Total Group A Offenses	44	13	0
Group B Arrests					
Offense	Adult	Juvenile			
Bad Checks	0	0			
Curfew/Loitering/Vagrancy Violations	0	0			
Disorderly Conduct	0	0			
Driving Under the Influence	4	0			
Drunkenness	0	0			
Family Offenses (Nonviolent)	0	0			
Liquor Law Violations	0	0			
Peeping Tom	0	0			
Runaway	0	0			
Trespass of Real Property	0	0			
All Other Offenses	2	0			
Total Group B	6	0			

(*) Offenses are counted using the FBI Units of Count for Crime

(**) The 'Arrests' column shows arrests made for incidents during the selected period, regardless of arrest date. Arrest counts for the same period may change over time.

State Police - Scott CO - VA084SP00 - NIBRS Agency Crime Overview - 2018

2018 Population Estimate	N/A	Offenses (*)		Arrests (**)	
		Group A Offenses	Reported	Adult	Juvenile
Law Enforcement Employees		Crimes Against Persons			
Sworn Male	0	Murder and Nonnegligent Manslaughter	1	0	0
Sworn Female	0	Negligent Manslaughter	0	0	0
Civilian Male	0	Kidnapping/Abduction	3	0	0
Civilian Female	0	Forcible Rape	0	0	0
Total:	0	Forcible Sodomy	1	0	0
		Sexual Assault With An Object	1	0	0
		Forcible Fondling	0	0	0
Offense Overview		Incest	0	0	0
Incident Total	26	Statutory Rape	0	0	0
Offense Total	31	Aggravated Assault	2	1	0
Group A Crimes per 100,000 population	N/A	Simple Assault	1	0	0
		Intimidation	0	0	0
		Human Trafficking, Commercial Sex Acts	0	0	0
		Human Trafficking, Involuntary Servitude	0	0	0
Arrest Overview		Crimes Against Property			
Total Arrests	14	Arson	3	0	0
Adult Arrests	14	Bribery	0	0	0
Juvenile Arrests	0	Burglary/Breaking & Entering	1	0	0
Unknown Age	0	Counterfeiting/Forgery	1	1	0
Arrests per 100,000 population	N/A	Destruction/Damage/Vandalism of Property	1	0	0
		Embezzlement	0	0	0
		Extortion/Blackmail	0	0	0
		False Pretenses/Swindle/Confidence Game	3	0	0
		Credit Card/Automatic Teller Fraud	0	0	0
		Impersonation	0	0	0
		Welfare Fraud	0	0	0
		Wire Fraud	0	0	0
		Identity Theft	0	0	0
		Hacking/Computer Invasion	0	0	0
		Robbery	0	0	0
		Pocket-picking	0	0	0
		Purse-snatching	0	0	0
		Shoplifting	0	0	0
		Theft From Building	0	0	0
		Theft From Coin Operated Machine or Device	0	0	0
		Theft From Motor Vehicle	0	0	0
		Theft of Motor Vehicle Parts/Accessories	0	0	0
		All Other Larceny	3	0	0
		Motor Vehicle Theft	2	0	0
		Stolen Property Offenses	0	0	0
		Crimes Against Society			
		Drug/Narcotic Violations	6	2	0
		Drug Equipment Violations	0	0	0
		Betting/Wagering	0	0	0
		Operating/Promoting/Assisting Gambling	0	0	0
		Gambling Equipment Violations	0	0	0
		Sports Tampering	0	0	0
		Pornography/Obscene Material	0	0	0
		Prostitution	0	0	0
		Assisting or Promoting Prostitution	0	0	0
		Purchasing Prostitution	0	0	0
		Weapon Law Violations	0	0	0
		Animal Cruelty	0	0	0
		Total Group A Offenses	31	4	0

Group B Arrests	Adult	Juvenile
Bad Checks	0	0
Curfew/Loitering/Vagrancy Violations	0	0
Disorderly Conduct	0	0
Driving Under the Influence	6	0
Drunkenness	1	0
Family Offenses (Nonviolent)	0	0
Liquor Law Violations	0	0
Peeping Tom	0	0
Runaway	0	0
Trespass of Real Property	0	0
All Other Offenses	3	0
Total Group B	10	0

(*) Offenses are counted using the FBI Units of Count for Crime

(**) The 'Arrests' column shows arrests made for incidents during the selected period, regardless of arrest date. Arrest counts for the same period may change over time.

State Police - Shenandoah CO - VA085SP00 - NIBRS Agency Crime Overview - 2018

2018 Population Estimate	N/A	Offenses (*)		Arrests (**)	
		Group A Offenses	Reported	Adult	Juvenile
Law Enforcement Employees		Crimes Against Persons			
Sworn Male	0	Murder and Nonnegligent Manslaughter	0	0	0
Sworn Female	0	Negligent Manslaughter	0	0	0
Civilian Male	0	Kidnapping/Abduction	0	0	0
Civilian Female	0	Forcible Rape	1	0	0
Total:	0	Forcible Sodomy	0	0	0
		Sexual Assault With An Object	0	0	0
		Forcible Fondling	1	0	0
Offense Overview		Incest	0	0	0
Incident Total	217	Statutory Rape	0	0	0
Offense Total	231	Aggravated Assault	3	3	0
Group A Crimes per 100,000 population	N/A	Simple Assault	2	0	0
		Intimidation	1	0	0
		Human Trafficking, Commercial Sex Acts	0	0	0
		Human Trafficking, Involuntary Servitude	0	0	0
Arrest Overview		Crimes Against Property			
Total Arrests	119	Arson	0	0	0
Adult Arrests	118	Bribery	0	0	0
Juvenile Arrests	1	Burglary/Breaking & Entering	1	0	0
Unknown Age	0	Counterfeiting/Forgery	3	1	0
Arrests per 100,000 population	N/A	Destruction/Damage/Vandalism of Property	1	0	0
		Embezzlement	0	0	0
		Extortion/Blackmail	0	0	0
		False Pretenses/Swindle/Confidence Game	5	1	0
		Credit Card/Automatic Teller Fraud	0	0	0
		Impersonation	1	1	0
		Welfare Fraud	0	0	0
		Wire Fraud	0	0	0
		Identity Theft	0	0	0
		Hacking/Computer Invasion	0	0	0
		Robbery	0	0	0
		Pocket-picking	0	0	0
		Purse-snatching	0	0	0
		Shoplifting	0	0	0
		Theft From Building	0	0	0
		Theft From Coin Operated Machine or Device	0	0	0
		Theft From Motor Vehicle	0	0	0
		Theft of Motor Vehicle Parts/Accessories	0	0	0
		All Other Larceny	5	1	0
		Motor Vehicle Theft	0	0	0
		Stolen Property Offenses	2	1	0
		Crimes Against Society			
		Drug/Narcotic Violations	191	65	1
		Drug Equipment Violations	5	1	0
		Betting/Wagering	0	0	0
		Operating/Promoting/Assisting Gambling	0	0	0
		Gambling Equipment Violations	0	0	0
		Sports Tampering	0	0	0
		Pornography/Obscene Material	0	0	0
		Prostitution	0	0	0
		Assisting or Promoting Prostitution	0	0	0
		Purchasing Prostitution	0	0	0
		Weapon Law Violations	9	0	0
		Animal Cruelty	0	0	0
		Total Group A Offenses	231	74	1
Group B Arrests					
Offense	Adult	Juvenile			
Bad Checks	0	0			
Curfew/Loitering/Vagrancy Violations	0	0			
Disorderly Conduct	0	0			
Driving Under the Influence	36	0			
Drunkenness	0	0			
Family Offenses (Nonviolent)	0	0			
Liquor Law Violations	0	0			
Peeping Tom	0	0			
Runaway	0	0			
Trespass of Real Property	0	0			
All Other Offenses	8	0			
Total Group B	44	0			

(*) Offenses are counted using the FBI Units of Count for Crime

(**) The 'Arrests' column shows arrests made for incidents during the selected period, regardless of arrest date. Arrest counts for the same period may change over time.

State Police - Smyth CO - VA086SP00 - NIBRS Agency Crime Overview - 2018

2018 Population Estimate	N/A	Offenses (*)		Arrests (**)	
		Group A Offenses	Reported	Adult	Juvenile
Law Enforcement Employees		Crimes Against Persons			
Sworn Male	0	Murder and Nonnegligent Manslaughter	1	1	0
Sworn Female	0	Negligent Manslaughter	0	0	0
Civilian Male	0	Kidnapping/Abduction	0	0	0
Civilian Female	0	Forcible Rape	0	0	0
Total:	0	Forcible Sodomy	0	0	0
		Sexual Assault With An Object	0	0	0
		Forcible Fondling	1	0	0
Offense Overview		Incest	0	0	0
Incident Total	81	Statutory Rape	0	0	0
Offense Total	97	Aggravated Assault	4	1	0
Group A Crimes per 100,000 population	N/A	Simple Assault	3	0	0
		Intimidation	0	0	0
		Human Trafficking, Commercial Sex Acts	0	0	0
		Human Trafficking, Involuntary Servitude	0	0	0
Arrest Overview		Crimes Against Property			
Total Arrests	56	Arson	1	0	0
Adult Arrests	55	Bribery	0	0	0
Juvenile Arrests	1	Burglary/Breaking & Entering	1	0	0
Unknown Age	0	Counterfeiting/Forgery	3	2	0
Arrests per 100,000 population	N/A	Destruction/Damage/Vandalism of Property	3	0	0
		Embezzlement	2	1	0
		Extortion/Blackmail	1	0	0
		False Pretenses/Swindle/Confidence Game	10	4	0
		Credit Card/Automatic Teller Fraud	0	0	0
		Impersonation	2	0	0
		Welfare Fraud	0	0	0
		Wire Fraud	0	0	0
		Identity Theft	0	0	0
		Hacking/Computer Invasion	0	0	0
		Robbery	0	0	0
		Pocket-picking	0	0	0
		Purse-snatching	0	0	0
		Shoplifting	0	0	0
		Theft From Building	0	0	0
		Theft From Coin Operated Machine or Device	0	0	0
		Theft From Motor Vehicle	0	0	0
		Theft of Motor Vehicle Parts/Accessories	0	0	0
		All Other Larceny	10	2	0
		Motor Vehicle Theft	1	1	0
		Stolen Property Offenses	1	0	0
		Crimes Against Society			
		Drug/Narcotic Violations	42	21	1
		Drug Equipment Violations	8	0	0
		Betting/Wagering	0	0	0
		Operating/Promoting/Assisting Gambling	0	0	0
		Gambling Equipment Violations	0	0	0
		Sports Tampering	0	0	0
		Pornography/Obscene Material	1	0	0
		Prostitution	0	0	0
		Assisting or Promoting Prostitution	0	0	0
		Purchasing Prostitution	0	0	0
		Weapon Law Violations	2	0	0
		Animal Cruelty	0	0	0
		Total Group A Offenses	97	33	1
Group B Arrests					
Offense	Adult	Juvenile			
Bad Checks	0	0			
Curfew/Loitering/Vagrancy Violations	0	0			
Disorderly Conduct	0	0			
Driving Under the Influence	11	0			
Drunkenness	1	0			
Family Offenses (Nonviolent)	0	0			
Liquor Law Violations	2	0			
Peeping Tom	0	0			
Runaway	0	0			
Trespass of Real Property	0	0			
All Other Offenses	8	0			
Total Group B	22	0			

(*) Offenses are counted using the FBI Units of Count for Crime

(**) The 'Arrests' column shows arrests made for incidents during the selected period, regardless of arrest date. Arrest counts for the same period may change over time.

State Police - Southampton CO - VA087SP00 - NIBRS Agency Crime Overview - 2018

2018 Population Estimate	N/A	Offenses (*)		Arrests (**)	
		Group A Offenses	Reported	Adult	Juvenile
Law Enforcement Employees		Crimes Against Persons			
Sworn Male	0	Murder and Nonnegligent Manslaughter	0	0	0
Sworn Female	0	Negligent Manslaughter	0	0	0
Civilian Male	0	Kidnapping/Abduction	0	0	0
Civilian Female	0	Forcible Rape	0	0	0
Total:	0	Forcible Sodomy	0	0	0
		Sexual Assault With An Object	0	0	0
		Forcible Fondling	0	0	0
Offense Overview		Incest	0	0	0
Incident Total	61	Statutory Rape	0	0	0
Offense Total	61	Aggravated Assault	0	0	0
Group A Crimes per 100,000 population	N/A	Simple Assault	0	0	0
		Intimidation	0	0	0
		Human Trafficking, Commercial Sex Acts	0	0	0
		Human Trafficking, Involuntary Servitude	0	0	0
Arrest Overview		Crimes Against Property			
Total Arrests	9	Arson	0	0	0
Adult Arrests	9	Bribery	0	0	0
Juvenile Arrests	0	Burglary/Breaking & Entering	0	0	0
Unknown Age	0	Counterfeiting/Forgery	0	0	0
Arrests per 100,000 population	N/A	Destruction/Damage/Vandalism of Property	0	0	0
		Embezzlement	0	0	0
		Extortion/Blackmail	0	0	0
		False Pretenses/Swindle/Confidence Game	6	0	0
		Credit Card/Automatic Teller Fraud	0	0	0
		Impersonation	0	0	0
		Welfare Fraud	0	0	0
		Wire Fraud	0	0	0
		Identity Theft	0	0	0
		Hacking/Computer Invasion	0	0	0
		Robbery	0	0	0
		Pocket-picking	0	0	0
		Purse-snatching	0	0	0
		Shoplifting	0	0	0
		Theft From Building	0	0	0
		Theft From Coin Operated Machine or Device	0	0	0
		Theft From Motor Vehicle	0	0	0
		Theft of Motor Vehicle Parts/Accessories	0	0	0
		All Other Larceny	0	0	0
		Motor Vehicle Theft	0	0	0
		Stolen Property Offenses	0	0	0
		Crimes Against Society			
		Drug/Narcotic Violations	54	3	0
		Drug Equipment Violations	0	0	0
		Betting/Wagering	0	0	0
		Operating/Promoting/Assisting Gambling	0	0	0
		Gambling Equipment Violations	0	0	0
		Sports Tampering	0	0	0
		Pornography/Obscene Material	0	0	0
		Prostitution	0	0	0
		Assisting or Promoting Prostitution	0	0	0
		Purchasing Prostitution	0	0	0
		Weapon Law Violations	1	1	0
		Animal Cruelty	0	0	0
		Total Group A Offenses	61	4	0

(*) Offenses are counted using the FBI Units of Count for Crime

(**) The 'Arrests' column shows arrests made for incidents during the selected period, regardless of arrest date. Arrest counts for the same period may change over time.

State Police - Spotsylvania CO - VA088SP00 - NIBRS Agency Crime Overview - 2018

2018 Population Estimate	N/A	Offenses (*)		Arrests (**)	
		Group A Offenses	Reported	Adult	Juvenile
Law Enforcement Employees		Crimes Against Persons			
Sworn Male	0	Murder and Nonnegligent Manslaughter	1	0	0
Sworn Female	0	Negligent Manslaughter	0	0	0
Civilian Male	0	Kidnapping/Abduction	0	0	0
Civilian Female	0	Forcible Rape	0	0	0
Total:	0	Forcible Sodomy	0	0	0
		Sexual Assault With An Object	0	0	0
		Forcible Fondling	1	0	1
Offense Overview		Incest	0	0	0
Incident Total	105	Statutory Rape	0	0	0
Offense Total	119	Aggravated Assault	6	4	0
Group A Crimes per 100,000 population	N/A	Simple Assault	2	2	0
		Intimidation	0	0	0
		Human Trafficking, Commercial Sex Acts	0	0	0
		Human Trafficking, Involuntary Servitude	0	0	0
Arrest Overview		Crimes Against Property			
Total Arrests	141	Arson	0	0	0
Adult Arrests	138	Bribery	0	0	0
Juvenile Arrests	3	Burglary/Breaking & Entering	0	0	0
Unknown Age	0	Counterfeiting/Forgery	1	0	0
Arrests per 100,000 population	N/A	Destruction/Damage/Vandalism of Property	1	0	0
		Embezzlement	0	0	0
		Extortion/Blackmail	0	0	0
		False Pretenses/Swindle/Confidence Game	22	8	0
		Credit Card/Automatic Teller Fraud	0	0	0
		Impersonation	2	1	0
		Welfare Fraud	0	0	0
		Wire Fraud	0	0	0
		Identity Theft	0	0	0
		Hacking/Computer Invasion	0	0	0
		Robbery	0	0	0
		Pocket-picking	0	0	0
		Purse-snatching	0	0	0
		Shoplifting	0	0	0
		Theft From Building	0	0	0
		Theft From Coin Operated Machine or Device	0	0	0
		Theft From Motor Vehicle	0	0	0
		Theft of Motor Vehicle Parts/Accessories	0	0	0
		All Other Larceny	7	0	0
		Motor Vehicle Theft	0	0	0
		Stolen Property Offenses	3	3	0
		Crimes Against Society			
		Drug/Narcotic Violations	65	34	1
		Drug Equipment Violations	2	0	0
		Betting/Wagering	0	0	0
		Operating/Promoting/Assisting Gambling	0	0	0
		Gambling Equipment Violations	0	0	0
		Sports Tampering	0	0	0
		Pornography/Obscene Material	2	1	0
		Prostitution	0	0	0
		Assisting or Promoting Prostitution	0	0	0
		Purchasing Prostitution	0	0	0
		Weapon Law Violations	4	0	0
		Animal Cruelty	0	0	0
		Total Group A Offenses	119	53	2
Group B Arrests					
Offense	Adult	Juvenile			
Bad Checks	0	0			
Curfew/Loitering/Vagrancy Violations	0	0			
Disorderly Conduct	0	0			
Driving Under the Influence	79	1			
Drunkenness	2	0			
Family Offenses (Nonviolent)	0	0			
Liquor Law Violations	1	0			
Peeping Tom	0	0			
Runaway	0	0			
Trespass of Real Property	0	0			
All Other Offenses	3	0			
Total Group B	85	1			

(*) Offenses are counted using the FBI Units of Count for Crime

(**) The 'Arrests' column shows arrests made for incidents during the selected period, regardless of arrest date. Arrest counts for the same period may change over time.

State Police - Stafford CO - VA089SP00 - NIBRS Agency Crime Overview - 2018

2018 Population Estimate	N/A	Offenses (*)		Arrests (**)	
		Group A Offenses	Reported	Adult	Juvenile
Law Enforcement Employees		Crimes Against Persons			
Sworn Male	0	Murder and Nonnegligent Manslaughter	0	0	0
Sworn Female	0	Negligent Manslaughter	1	0	0
Civilian Male	0	Kidnapping/Abduction	0	0	0
Civilian Female	0	Forcible Rape	0	0	0
Total:	0	Forcible Sodomy	0	0	0
		Sexual Assault With An Object	1	1	0
		Forcible Fondling	0	0	0
Offense Overview		Incest	0	0	0
Incident Total	77	Statutory Rape	0	0	0
Offense Total	92	Aggravated Assault	3	2	0
Group A Crimes per 100,000 population	N/A	Simple Assault	10	4	0
		Intimidation	1	0	0
		Human Trafficking, Commercial Sex Acts	0	0	0
		Human Trafficking, Involuntary Servitude	0	0	0
Arrest Overview		Crimes Against Property			
Total Arrests	144	Arson	0	0	0
Adult Arrests	143	Bribery	0	0	0
Juvenile Arrests	1	Burglary/Breaking & Entering	0	0	0
Unknown Age	0	Counterfeiting/Forgery	5	4	0
Arrests per 100,000 population	N/A	Destruction/Damage/Vandalism of Property	0	0	0
		Embezzlement	0	0	0
		Extortion/Blackmail	0	0	0
		False Pretenses/Swindle/Confidence Game	1	0	0
		Credit Card/Automatic Teller Fraud	0	0	0
		Impersonation	9	6	0
		Welfare Fraud	0	0	0
		Wire Fraud	0	0	0
		Identity Theft	0	0	0
		Hacking/Computer Invasion	0	0	0
		Robbery	0	0	0
		Pocket-picking	0	0	0
		Purse-snatching	0	0	0
		Shoplifting	0	0	0
		Theft From Building	0	0	0
		Theft From Coin Operated Machine or Device	0	0	0
		Theft From Motor Vehicle	0	0	0
		Theft of Motor Vehicle Parts/Accessories	0	0	0
		All Other Larceny	2	0	0
		Motor Vehicle Theft	1	0	0
		Stolen Property Offenses	1	0	0
		Crimes Against Society			
		Drug/Narcotic Violations	51	44	0
		Drug Equipment Violations	1	0	0
		Betting/Wagering	0	0	0
		Operating/Promoting/Assisting Gambling	0	0	0
		Gambling Equipment Violations	0	0	0
		Sports Tampering	0	0	0
		Pornography/Obscene Material	3	1	0
		Prostitution	0	0	0
		Assisting or Promoting Prostitution	0	0	0
		Purchasing Prostitution	0	0	0
		Weapon Law Violations	2	0	0
		Animal Cruelty	0	0	0
		Total Group A Offenses	92	62	0
Group B Arrests					
Offense	Adult	Juvenile			
Bad Checks	0	0			
Curfew/Loitering/Vagrancy Violations	0	0			
Disorderly Conduct	1	0			
Driving Under the Influence	74	0			
Drunkenness	3	0			
Family Offenses (Nonviolent)	0	0			
Liquor Law Violations	0	0			
Peeping Tom	0	0			
Runaway	0	0			
Trespass of Real Property	0	0			
All Other Offenses	3	1			
Total Group B	81	1			

(*) Offenses are counted using the FBI Units of Count for Crime

(**) The 'Arrests' column shows arrests made for incidents during the selected period, regardless of arrest date. Arrest counts for the same period may change over time.

State Police - Staunton - VA126SP00 - NIBRS Agency Crime Overview - 2018

2018 Population Estimate	N/A	Offenses (*)		Arrests (**)	
		Group A Offenses	Reported	Adult	Juvenile
Law Enforcement Employees		Crimes Against Persons			
Sworn Male	0	Murder and Nonnegligent Manslaughter	0	0	0
Sworn Female	0	Negligent Manslaughter	0	0	0
Civilian Male	0	Kidnapping/Abduction	0	0	0
Civilian Female	0	Forcible Rape	1	0	0
Total:	0	Forcible Sodomy	0	0	0
		Sexual Assault With An Object	0	0	0
		Forcible Fondling	4	0	0
Offense Overview		Incest	0	0	0
Incident Total	60	Statutory Rape	0	0	0
Offense Total	64	Aggravated Assault	2	0	0
Group A Crimes per 100,000 population	N/A	Simple Assault	2	0	0
		Intimidation	0	0	0
		Human Trafficking, Commercial Sex Acts	0	0	0
		Human Trafficking, Involuntary Servitude	0	0	0
Arrest Overview		Crimes Against Property			
Total Arrests	6	Arson	0	0	0
Adult Arrests	6	Bribery	0	0	0
Juvenile Arrests	0	Burglary/Breaking & Entering	0	0	0
Unknown Age	0	Counterfeiting/Forgery	0	0	0
Arrests per 100,000 population	N/A	Destruction/Damage/Vandalism of Property	0	0	0
		Embezzlement	0	0	0
		Extortion/Blackmail	0	0	0
		False Pretenses/Swindle/Confidence Game	11	4	0
		Credit Card/Automatic Teller Fraud	0	0	0
		Impersonation	0	0	0
		Welfare Fraud	0	0	0
		Wire Fraud	0	0	0
		Identity Theft	0	0	0
		Hacking/Computer Invasion	0	0	0
		Robbery	0	0	0
		Pocket-picking	0	0	0
		Purse-snatching	0	0	0
		Shoplifting	0	0	0
		Theft From Building	0	0	0
		Theft From Coin Operated Machine or Device	0	0	0
		Theft From Motor Vehicle	0	0	0
		Theft of Motor Vehicle Parts/Accessories	0	0	0
		All Other Larceny	1	0	0
		Motor Vehicle Theft	0	0	0
		Stolen Property Offenses	0	0	0
		Crimes Against Society			
		Drug/Narcotic Violations	38	0	0
		Drug Equipment Violations	0	0	0
		Betting/Wagering	0	0	0
		Operating/Promoting/Assisting Gambling	0	0	0
		Gambling Equipment Violations	0	0	0
		Sports Tampering	0	0	0
		Pornography/Obscene Material	0	0	0
		Prostitution	0	0	0
		Assisting or Promoting Prostitution	0	0	0
		Purchasing Prostitution	0	0	0
		Weapon Law Violations	5	0	0
		Animal Cruelty	0	0	0
		Total Group A Offenses	64	4	0

(*) Offenses are counted using the FBI Units of Count for Crime

(**) The 'Arrests' column shows arrests made for incidents during the selected period, regardless of arrest date. Arrest counts for the same period may change over time.

State Police - Suffolk - VA127SP00 - NIBRS Agency Crime Overview - 2018

2018 Population Estimate	N/A	Offenses (*)		Arrests (**)	
		Group A Offenses	Reported	Adult	Juvenile
Law Enforcement Employees		Crimes Against Persons			
Sworn Male	0	Murder and Nonnegligent Manslaughter	0	0	0
Sworn Female	0	Negligent Manslaughter	0	0	0
Civilian Male	0	Kidnapping/Abduction	0	0	0
Civilian Female	0	Forcible Rape	0	0	0
Total:	0	Forcible Sodomy	0	0	0
		Sexual Assault With An Object	0	0	0
		Forcible Fondling	0	0	0
Offense Overview		Incest	0	0	0
Incident Total	40	Statutory Rape	0	0	0
Offense Total	44	Aggravated Assault	0	0	0
Group A Crimes per 100,000 population	N/A	Simple Assault	0	0	0
		Intimidation	0	0	0
		Human Trafficking, Commercial Sex Acts	0	0	0
		Human Trafficking, Involuntary Servitude	0	0	0
Arrest Overview		Crimes Against Property			
Total Arrests	21	Arson	1	0	0
Adult Arrests	21	Bribery	0	0	0
Juvenile Arrests	0	Burglary/Breaking & Entering	0	0	0
Unknown Age	0	Counterfeiting/Forgery	2	2	0
Arrests per 100,000 population	N/A	Destruction/Damage/Vandalism of Property	0	0	0
		Embezzlement	1	0	0
		Extortion/Blackmail	0	0	0
		False Pretenses/Swindle/Confidence Game	25	10	0
		Credit Card/Automatic Teller Fraud	0	0	0
		Impersonation	0	0	0
		Welfare Fraud	0	0	0
		Wire Fraud	0	0	0
		Identity Theft	0	0	0
		Hacking/Computer Invasion	0	0	0
		Robbery	0	0	0
		Pocket-picking	1	0	0
		Purse-snatching	0	0	0
		Shoplifting	0	0	0
		Theft From Building	0	0	0
		Theft From Coin Operated Machine or Device	0	0	0
		Theft From Motor Vehicle	0	0	0
		Theft of Motor Vehicle Parts/Accessories	0	0	0
		All Other Larceny	1	0	0
		Motor Vehicle Theft	1	0	0
		Stolen Property Offenses	1	0	0
		Crimes Against Society			
		Drug/Narcotic Violations	7	3	0
		Drug Equipment Violations	1	0	0
		Betting/Wagering	0	0	0
		Operating/Promoting/Assisting Gambling	0	0	0
		Gambling Equipment Violations	0	0	0
		Sports Tampering	0	0	0
		Pornography/Obscene Material	0	0	0
		Prostitution	0	0	0
		Assisting or Promoting Prostitution	0	0	0
		Purchasing Prostitution	0	0	0
		Weapon Law Violations	3	0	0
		Animal Cruelty	0	0	0
		Total Group A Offenses	44	15	0
Group B Arrests					
Offense	Adult	Juvenile			
Bad Checks	0	0			
Curfew/Loitering/Vagrancy Violations	0	0			
Disorderly Conduct	0	0			
Driving Under the Influence	1	0			
Drunkenness	0	0			
Family Offenses (Nonviolent)	0	0			
Liquor Law Violations	0	0			
Peeping Tom	0	0			
Runaway	0	0			
Trespass of Real Property	1	0			
All Other Offenses	4	0			
Total Group B	6	0			

(*) Offenses are counted using the FBI Units of Count for Crime

(**) The 'Arrests' column shows arrests made for incidents during the selected period, regardless of arrest date. Arrest counts for the same period may change over time.

State Police - Surry CO - VA090SP00 - NIBRS Agency Crime Overview - 2018

2018 Population Estimate	N/A	Offenses (*)		Arrests (**)	
		Group A Offenses	Reported	Adult	Juvenile
Law Enforcement Employees		Crimes Against Persons			
Sworn Male	0	Murder and Nonnegligent Manslaughter	0	0	0
Sworn Female	0	Negligent Manslaughter	0	0	0
Civilian Male	0	Kidnapping/Abduction	0	0	0
Civilian Female	0	Forcible Rape	0	0	0
Total:	0	Forcible Sodomy	0	0	0
		Sexual Assault With An Object	0	0	0
		Forcible Fondling	0	0	0
Offense Overview		Incest	0	0	0
Incident Total	14	Statutory Rape	0	0	0
Offense Total	14	Aggravated Assault	0	0	0
Group A Crimes per 100,000 population	N/A	Simple Assault	0	0	0
		Intimidation	0	0	0
		Human Trafficking, Commercial Sex Acts	0	0	0
		Human Trafficking, Involuntary Servitude	0	0	0
Arrest Overview		Crimes Against Property			
Total Arrests	3	Arson	0	0	0
Adult Arrests	3	Bribery	0	0	0
Juvenile Arrests	0	Burglary/Breaking & Entering	0	0	0
Unknown Age	0	Counterfeiting/Forgery	0	0	0
Arrests per 100,000 population	N/A	Destruction/Damage/Vandalism of Property	0	0	0
		Embezzlement	0	0	0
		Extortion/Blackmail	0	0	0
		False Pretenses/Swindle/Confidence Game	0	0	0
		Credit Card/Automatic Teller Fraud	0	0	0
		Impersonation	0	0	0
		Welfare Fraud	0	0	0
		Wire Fraud	0	0	0
		Identity Theft	0	0	0
		Hacking/Computer Invasion	0	0	0
		Robbery	0	0	0
		Pocket-picking	0	0	0
		Purse-snatching	0	0	0
		Shoplifting	0	0	0
		Theft From Building	0	0	0
		Theft From Coin Operated Machine or Device	0	0	0
		Theft From Motor Vehicle	0	0	0
		Theft of Motor Vehicle Parts/Accessories	0	0	0
		All Other Larceny	1	0	0
		Motor Vehicle Theft	0	0	0
		Stolen Property Offenses	0	0	0
		Crimes Against Society			
		Drug/Narcotic Violations	13	0	0
		Drug Equipment Violations	0	0	0
		Betting/Wagering	0	0	0
		Operating/Promoting/Assisting Gambling	0	0	0
		Gambling Equipment Violations	0	0	0
		Sports Tampering	0	0	0
		Pornography/Obscene Material	0	0	0
		Prostitution	0	0	0
		Assisting or Promoting Prostitution	0	0	0
		Purchasing Prostitution	0	0	0
		Weapon Law Violations	0	0	0
		Animal Cruelty	0	0	0
		Total Group A Offenses	14	0	0

Group B Arrests	Adult	Juvenile
Bad Checks	0	0
Curfew/Loitering/Vagrancy Violations	0	0
Disorderly Conduct	0	0
Driving Under the Influence	2	0
Drunkenness	0	0
Family Offenses (Nonviolent)	0	0
Liquor Law Violations	0	0
Peeping Tom	0	0
Runaway	0	0
Trespass of Real Property	0	0
All Other Offenses	1	0
Total Group B	3	0

(*) Offenses are counted using the FBI Units of Count for Crime

(**) The 'Arrests' column shows arrests made for incidents during the selected period, regardless of arrest date. Arrest counts for the same period may change over time.

State Police - Sussex CO - VA091SP00 - NIBRS Agency Crime Overview - 2018

2018 Population Estimate	N/A	Offenses (*)		Arrests (**)	
		Group A Offenses	Reported	Adult	Juvenile
Law Enforcement Employees		Crimes Against Persons			
Sworn Male	0	Murder and Nonnegligent Manslaughter	0	0	0
Sworn Female	0	Negligent Manslaughter	2	1	0
Civilian Male	0	Kidnapping/Abduction	0	0	0
Civilian Female	0	Forcible Rape	0	0	0
Total:	0	Forcible Sodomy	0	0	0
		Sexual Assault With An Object	0	0	0
		Forcible Fondling	0	0	0
Offense Overview		Incest	0	0	0
Incident Total	33	Statutory Rape	0	0	0
Offense Total	36	Aggravated Assault	1	0	0
Group A Crimes per 100,000 population	N/A	Simple Assault	0	0	0
		Intimidation	0	0	0
		Human Trafficking, Commercial Sex Acts	0	0	0
		Human Trafficking, Involuntary Servitude	0	0	0
Arrest Overview		Crimes Against Property			
Total Arrests	23	Arson	0	0	0
Adult Arrests	22	Bribery	0	0	0
Juvenile Arrests	1	Burglary/Breaking & Entering	0	0	0
Unknown Age	0	Counterfeiting/Forgery	3	2	0
Arrests per 100,000 population	N/A	Destruction/Damage/Vandalism of Property	1	0	0
		Embezzlement	0	0	0
		Extortion/Blackmail	0	0	0
		False Pretenses/Swindle/Confidence Game	0	0	0
		Credit Card/Automatic Teller Fraud	0	0	0
		Impersonation	2	1	0
		Welfare Fraud	0	0	0
		Wire Fraud	0	0	0
		Identity Theft	0	0	0
		Hacking/Computer Invasion	0	0	0
		Robbery	0	0	0
		Pocket-picking	0	0	0
		Purse-snatching	0	0	0
		Shoplifting	0	0	0
		Theft From Building	0	0	0
		Theft From Coin Operated Machine or Device	0	0	0
		Theft From Motor Vehicle	0	0	0
		Theft of Motor Vehicle Parts/Accessories	0	0	0
		All Other Larceny	2	0	0
		Motor Vehicle Theft	0	0	0
		Stolen Property Offenses	2	1	0
		Crimes Against Society			
		Drug/Narcotic Violations	22	8	0
		Drug Equipment Violations	0	0	0
		Betting/Wagering	0	0	0
		Operating/Promoting/Assisting Gambling	0	0	0
		Gambling Equipment Violations	0	0	0
		Sports Tampering	0	0	0
		Pornography/Obscene Material	0	0	0
		Prostitution	0	0	0
		Assisting or Promoting Prostitution	0	0	0
		Purchasing Prostitution	0	0	0
		Weapon Law Violations	1	0	1
		Animal Cruelty	0	0	0
		Total Group A Offenses	36	13	1
Group B Arrests					
Offense	Adult	Juvenile			
Bad Checks	0	0			
Curfew/Loitering/Vagrancy Violations	0	0			
Disorderly Conduct	0	0			
Driving Under the Influence	6	0			
Drunkenness	0	0			
Family Offenses (Nonviolent)	0	0			
Liquor Law Violations	2	0			
Peeping Tom	0	0			
Runaway	0	0			
Trespass of Real Property	0	0			
All Other Offenses	1	0			
Total Group B	9	0			

(*) Offenses are counted using the FBI Units of Count for Crime

(**) The 'Arrests' column shows arrests made for incidents during the selected period, regardless of arrest date. Arrest counts for the same period may change over time.

State Police - Tazewell CO - VA092SP00 - NIBRS Agency Crime Overview - 2018

2018 Population Estimate	N/A	Offenses (*)		Arrests (**)	
		Group A Offenses	Reported	Adult	Juvenile
Law Enforcement Employees		Crimes Against Persons			
Sworn Male	0	Murder and Nonnegligent Manslaughter	0	0	0
Sworn Female	0	Negligent Manslaughter	0	0	0
Civilian Male	0	Kidnapping/Abduction	0	0	0
Civilian Female	0	Forcible Rape	1	0	0
Total:	0	Forcible Sodomy	0	0	0
		Sexual Assault With An Object	0	0	0
		Forcible Fondling	4	0	1
Offense Overview		Incest	0	0	0
Incident Total	159	Statutory Rape	0	0	0
Offense Total	178	Aggravated Assault	6	4	0
Group A Crimes per 100,000 population	N/A	Simple Assault	8	6	0
		Intimidation	3	1	0
		Human Trafficking, Commercial Sex Acts	0	0	0
		Human Trafficking, Involuntary Servitude	0	0	0
Arrest Overview		Crimes Against Property			
Total Arrests	69	Arson	0	0	0
Adult Arrests	66	Bribery	0	0	0
Juvenile Arrests	3	Burglary/Breaking & Entering	3	0	0
Unknown Age	0	Counterfeiting/Forgery	5	2	0
Arrests per 100,000 population	N/A	Destruction/Damage/Vandalism of Property	4	2	0
		Embezzlement	0	0	0
		Extortion/Blackmail	0	0	0
		False Pretenses/Swindle/Confidence Game	19	6	0
		Credit Card/Automatic Teller Fraud	0	0	0
		Impersonation	0	0	0
		Welfare Fraud	0	0	0
		Wire Fraud	0	0	0
		Identity Theft	0	0	0
		Hacking/Computer Invasion	0	0	0
		Robbery	0	0	0
		Pocket-picking	0	0	0
		Purse-snatching	0	0	0
		Shoplifting	3	2	0
		Theft From Building	0	0	0
		Theft From Coin Operated Machine or Device	0	0	0
		Theft From Motor Vehicle	0	0	0
		Theft of Motor Vehicle Parts/Accessories	0	0	0
		All Other Larceny	9	1	0
		Motor Vehicle Theft	1	2	0
		Stolen Property Offenses	0	0	0
		Crimes Against Society			
		Drug/Narcotic Violations	99	9	2
		Drug Equipment Violations	2	0	0
		Betting/Wagering	0	0	0
		Operating/Promoting/Assisting Gambling	0	0	0
		Gambling Equipment Violations	0	0	0
		Sports Tampering	0	0	0
		Pornography/Obscene Material	2	0	0
		Prostitution	0	0	0
		Assisting or Promoting Prostitution	0	0	0
		Purchasing Prostitution	0	0	0
		Weapon Law Violations	9	0	0
		Animal Cruelty	0	0	0
		Total Group A Offenses	178	35	3
Group B Arrests					
Offense	Adult	Juvenile			
Bad Checks	0	0			
Curfew/Loitering/Vagrancy Violations	0	0			
Disorderly Conduct	0	0			
Driving Under the Influence	15	0			
Drunkenness	6	0			
Family Offenses (Nonviolent)	0	0			
Liquor Law Violations	1	0			
Peeping Tom	0	0			
Runaway	0	0			
Trespass of Real Property	2	0			
All Other Offenses	7	0			
Total Group B	31	0			

(*) Offenses are counted using the FBI Units of Count for Crime

(**) The 'Arrests' column shows arrests made for incidents during the selected period, regardless of arrest date. Arrest counts for the same period may change over time.

State Police - Virginia Beach - VA128SP00 - NIBRS Agency Crime Overview - 2018

2018 Population Estimate	N/A	Offenses (*)		Arrests (**)	
		Group A Offenses	Reported	Adult	Juvenile
Law Enforcement Employees		Crimes Against Persons			
Sworn Male	0	Murder and Nonnegligent Manslaughter	1	0	0
Sworn Female	0	Negligent Manslaughter	0	0	0
Civilian Male	0	Kidnapping/Abduction	0	0	0
Civilian Female	0	Forcible Rape	0	0	0
Total:	0	Forcible Sodomy	0	0	0
		Sexual Assault With An Object	0	0	0
		Forcible Fondling	0	0	0
Offense Overview		Incest	0	0	0
Incident Total	192	Statutory Rape	0	0	0
Offense Total	265	Aggravated Assault	9	5	0
Group A Crimes per 100,000 population	N/A	Simple Assault	5	4	1
		Intimidation	0	0	0
		Human Trafficking, Commercial Sex Acts	0	0	0
		Human Trafficking, Involuntary Servitude	0	0	0
Arrest Overview		Crimes Against Property			
Total Arrests	246	Arson	0	0	0
Adult Arrests	244	Bribery	2	1	0
Juvenile Arrests	2	Burglary/Breaking & Entering	1	0	0
Unknown Age	0	Counterfeiting/Forgery	9	4	0
Arrests per 100,000 population	N/A	Destruction/Damage/Vandalism of Property	5	1	0
		Embezzlement	3	0	0
		Extortion/Blackmail	0	0	0
		False Pretenses/Swindle/Confidence Game	109	34	0
		Credit Card/Automatic Teller Fraud	0	0	0
		Impersonation	4	1	0
		Welfare Fraud	0	0	0
		Wire Fraud	0	0	0
		Identity Theft	0	0	0
		Hacking/Computer Invasion	0	0	0
		Robbery	0	0	0
		Pocket-picking	0	0	0
		Purse-snatching	0	0	0
		Shoplifting	0	0	0
		Theft From Building	0	0	0
		Theft From Coin Operated Machine or Device	0	0	0
		Theft From Motor Vehicle	0	0	0
		Theft of Motor Vehicle Parts/Accessories	0	0	0
		All Other Larceny	1	0	0
		Motor Vehicle Theft	8	1	0
		Stolen Property Offenses	3	2	0
		Crimes Against Society			
		Drug/Narcotic Violations	33	18	1
		Drug Equipment Violations	0	0	0
		Betting/Wagering	0	0	0
		Operating/Promoting/Assisting Gambling	0	0	0
		Gambling Equipment Violations	0	0	0
		Sports Tampering	0	0	0
		Pornography/Obscene Material	1	0	0
		Prostitution	0	0	0
		Assisting or Promoting Prostitution	0	0	0
		Purchasing Prostitution	0	0	0
		Weapon Law Violations	71	4	0
		Animal Cruelty	0	0	0
		Total Group A Offenses	265	75	2
Group B Arrests					
Offense	Adult	Juvenile			
Bad Checks	0	0			
Curfew/Loitering/Vagrancy Violations	0	0			
Disorderly Conduct	1	0			
Driving Under the Influence	132	0			
Drunkenness	1	0			
Family Offenses (Nonviolent)	0	0			
Liquor Law Violations	2	0			
Peeping Tom	0	0			
Runaway	0	0			
Trespass of Real Property	1	0			
All Other Offenses	32	0			
Total Group B	169	0			

(*) Offenses are counted using the FBI Units of Count for Crime

(**) The 'Arrests' column shows arrests made for incidents during the selected period, regardless of arrest date. Arrest counts for the same period may change over time.

State Police - Warren CO - VA093SP00 - NIBRS Agency Crime Overview - 2018

2018 Population Estimate	N/A	Offenses (*)		Arrests (**)	
		Group A Offenses	Reported	Adult	Juvenile
Law Enforcement Employees		Crimes Against Persons			
Sworn Male	0	Murder and Nonnegligent Manslaughter	0	0	0
Sworn Female	0	Negligent Manslaughter	0	0	0
Civilian Male	0	Kidnapping/Abduction	0	0	0
Civilian Female	0	Forcible Rape	0	0	0
Total:	0	Forcible Sodomy	0	0	0
		Sexual Assault With An Object	0	0	0
		Forcible Fondling	0	0	0
Offense Overview		Incest	0	0	0
Incident Total	243	Statutory Rape	0	0	0
Offense Total	251	Aggravated Assault	0	0	0
Group A Crimes per 100,000 population	N/A	Simple Assault	0	0	0
		Intimidation	0	0	0
		Human Trafficking, Commercial Sex Acts	0	0	0
		Human Trafficking, Involuntary Servitude	0	0	0
Arrest Overview		Crimes Against Property			
Total Arrests	70	Arson	0	0	0
Adult Arrests	70	Bribery	0	0	0
Juvenile Arrests	0	Burglary/Breaking & Entering	0	0	0
Unknown Age	0	Counterfeiting/Forgery	1	0	0
Arrests per 100,000 population	N/A	Destruction/Damage/Vandalism of Property	0	0	0
		Embezzlement	1	0	0
		Extortion/Blackmail	0	0	0
		False Pretenses/Swindle/Confidence Game	16	0	0
		Credit Card/Automatic Teller Fraud	1	0	0
		Impersonation	0	0	0
		Welfare Fraud	0	0	0
		Wire Fraud	0	0	0
		Identity Theft	0	0	0
		Hacking/Computer Invasion	0	0	0
		Robbery	0	0	0
		Pocket-picking	0	0	0
		Purse-snatching	0	0	0
		Shoplifting	0	0	0
		Theft From Building	0	0	0
		Theft From Coin Operated Machine or Device	0	0	0
		Theft From Motor Vehicle	0	0	0
		Theft of Motor Vehicle Parts/Accessories	0	0	0
		All Other Larceny	0	0	0
		Motor Vehicle Theft	0	0	0
		Stolen Property Offenses	1	1	0
		Crimes Against Society			
		Drug/Narcotic Violations	219	50	0
		Drug Equipment Violations	7	0	0
		Betting/Wagering	0	0	0
		Operating/Promoting/Assisting Gambling	0	0	0
		Gambling Equipment Violations	0	0	0
		Sports Tampering	0	0	0
		Pornography/Obscene Material	1	0	0
		Prostitution	0	0	0
		Assisting or Promoting Prostitution	0	0	0
		Purchasing Prostitution	0	0	0
		Weapon Law Violations	4	0	0
		Animal Cruelty	0	0	0
		Total Group A Offenses	251	51	0
Group B Arrests					
Offense	Adult	Juvenile			
Bad Checks	0	0			
Curfew/Loitering/Vagrancy Violations	0	0			
Disorderly Conduct	0	0			
Driving Under the Influence	7	0			
Drunkenness	0	0			
Family Offenses (Nonviolent)	0	0			
Liquor Law Violations	2	0			
Peeping Tom	0	0			
Runaway	0	0			
Trespass of Real Property	0	0			
All Other Offenses	10	0			
Total Group B	19	0			

(*) Offenses are counted using the FBI Units of Count for Crime

(**) The 'Arrests' column shows arrests made for incidents during the selected period, regardless of arrest date. Arrest counts for the same period may change over time.

State Police - Washington CO - VA094SP00 - NIBRS Agency Crime Overview - 2018

2018 Population Estimate	N/A	Offenses (*)		Arrests (**)	
		Group A Offenses	Reported	Adult	Juvenile
Law Enforcement Employees		Crimes Against Persons			
Sworn Male	0	Murder and Nonnegligent Manslaughter	0	0	0
Sworn Female	0	Negligent Manslaughter	1	1	0
Civilian Male	0	Kidnapping/Abduction	0	0	0
Civilian Female	0	Forcible Rape	0	0	0
Total:	0	Forcible Sodomy	0	0	0
		Sexual Assault With An Object	0	0	0
		Forcible Fondling	1	0	0
Offense Overview		Incest	0	0	0
Incident Total	68	Statutory Rape	0	0	0
Offense Total	82	Aggravated Assault	3	0	0
Group A Crimes per 100,000 population	N/A	Simple Assault	8	3	0
		Intimidation	0	0	0
		Human Trafficking, Commercial Sex Acts	0	0	0
		Human Trafficking, Involuntary Servitude	0	0	0
Arrest Overview		Crimes Against Property			
Total Arrests	64	Arson	2	0	0
Adult Arrests	64	Bribery	0	0	0
Juvenile Arrests	0	Burglary/Breaking & Entering	0	0	0
Unknown Age	0	Counterfeiting/Forgery	2	2	0
Arrests per 100,000 population	N/A	Destruction/Damage/Vandalism of Property	0	0	0
		Embezzlement	1	0	0
		Extortion/Blackmail	0	0	0
		False Pretenses/Swindle/Confidence Game	15	3	0
		Credit Card/Automatic Teller Fraud	0	0	0
		Impersonation	3	1	0
		Welfare Fraud	0	0	0
		Wire Fraud	0	0	0
		Identity Theft	0	0	0
		Hacking/Computer Invasion	0	0	0
		Robbery	0	0	0
		Pocket-picking	0	0	0
		Purse-snatching	0	0	0
		Shoplifting	0	0	0
		Theft From Building	0	0	0
		Theft From Coin Operated Machine or Device	0	0	0
		Theft From Motor Vehicle	0	0	0
		Theft of Motor Vehicle Parts/Accessories	0	0	0
		All Other Larceny	6	1	0
		Motor Vehicle Theft	3	0	0
		Stolen Property Offenses	0	0	0
		Crimes Against Society			
		Drug/Narcotic Violations	28	19	0
		Drug Equipment Violations	3	0	0
		Betting/Wagering	0	0	0
		Operating/Promoting/Assisting Gambling	0	0	0
		Gambling Equipment Violations	0	0	0
		Sports Tampering	0	0	0
		Pornography/Obscene Material	1	0	0
		Prostitution	0	0	0
		Assisting or Promoting Prostitution	0	0	0
		Purchasing Prostitution	0	0	0
		Weapon Law Violations	5	1	0
		Animal Cruelty	0	0	0
		Total Group A Offenses	82	31	0
Group B Arrests					
Offense	Adult	Juvenile			
Bad Checks	0	0			
Curfew/Loitering/Vagrancy Violations	0	0			
Disorderly Conduct	0	0			
Driving Under the Influence	27	0			
Drunkenness	2	0			
Family Offenses (Nonviolent)	0	0			
Liquor Law Violations	0	0			
Peeping Tom	0	0			
Runaway	0	0			
Trespass of Real Property	0	0			
All Other Offenses	4	0			
Total Group B	33	0			

(*) Offenses are counted using the FBI Units of Count for Crime

(**) The 'Arrests' column shows arrests made for incidents during the selected period, regardless of arrest date. Arrest counts for the same period may change over time.

State Police - Waynesboro - VA129SP00 - NIBRS Agency Crime Overview - 2018

2018 Population Estimate	N/A	Offenses (*)		Arrests (**)	
		Group A Offenses	Reported	Adult	Juvenile
Law Enforcement Employees		Crimes Against Persons			
Sworn Male	0	Murder and Nonnegligent Manslaughter	0	0	0
Sworn Female	0	Negligent Manslaughter	0	0	0
Civilian Male	0	Kidnapping/Abduction	0	0	0
Civilian Female	0	Forcible Rape	0	0	0
Total:	0	Forcible Sodomy	0	0	0
		Sexual Assault With An Object	0	0	0
		Forcible Fondling	0	0	0
Offense Overview		Incest	0	0	0
Incident Total	66	Statutory Rape	0	0	0
Offense Total	68	Aggravated Assault	0	0	0
Group A Crimes per 100,000 population	N/A	Simple Assault	0	0	0
		Intimidation	0	0	0
		Human Trafficking, Commercial Sex Acts	0	0	0
		Human Trafficking, Involuntary Servitude	0	0	0
Arrest Overview		Crimes Against Property			
Total Arrests	7	Arson	0	0	0
Adult Arrests	7	Bribery	0	0	0
Juvenile Arrests	0	Burglary/Breaking & Entering	0	0	0
Unknown Age	0	Counterfeiting/Forgery	0	0	0
Arrests per 100,000 population	N/A	Destruction/Damage/Vandalism of Property	0	0	0
		Embezzlement	0	0	0
		Extortion/Blackmail	0	0	0
		False Pretenses/Swindle/Confidence Game	1	0	0
		Credit Card/Automatic Teller Fraud	0	0	0
		Impersonation	0	0	0
		Welfare Fraud	0	0	0
		Wire Fraud	0	0	0
		Identity Theft	0	0	0
		Hacking/Computer Invasion	0	0	0
		Robbery	1	0	0
		Pocket-picking	0	0	0
		Purse-snatching	0	0	0
		Shoplifting	0	0	0
		Theft From Building	0	0	0
		Theft From Coin Operated Machine or Device	0	0	0
		Theft From Motor Vehicle	0	0	0
		Theft of Motor Vehicle Parts/Accessories	0	0	0
		All Other Larceny	1	0	0
		Motor Vehicle Theft	0	0	0
		Stolen Property Offenses	0	0	0
		Crimes Against Society			
		Drug/Narcotic Violations	62	4	0
		Drug Equipment Violations	0	0	0
		Betting/Wagering	0	0	0
		Operating/Promoting/Assisting Gambling	0	0	0
		Gambling Equipment Violations	0	0	0
		Sports Tampering	0	0	0
		Pornography/Obscene Material	1	0	0
		Prostitution	0	0	0
		Assisting or Promoting Prostitution	0	0	0
		Purchasing Prostitution	0	0	0
		Weapon Law Violations	2	0	0
		Animal Cruelty	0	0	0
		Total Group A Offenses	68	4	0

(*) Offenses are counted using the FBI Units of Count for Crime

(**) The 'Arrests' column shows arrests made for incidents during the selected period, regardless of arrest date. Arrest counts for the same period may change over time.

State Police - Westmoreland CO - VA095SP00 - NIBRS Agency Crime Overview - 2018

2018 Population Estimate	N/A	Offenses (*)			Arrests (**)	
		Group A Offenses	Reported	Adult	Juvenile	
Law Enforcement Employees		Crimes Against Persons				
Sworn Male	0	Murder and Nonnegligent Manslaughter	0	0	0	0
Sworn Female	0	Negligent Manslaughter	0	0	0	0
Civilian Male	0	Kidnapping/Abduction	0	0	0	0
Civilian Female	0	Forcible Rape	0	0	0	0
Total:	0	Forcible Sodomy	0	0	0	0
		Sexual Assault With An Object	0	0	0	0
		Forcible Fondling	1	0	0	0
Offense Overview		Incest	0	0	0	0
Incident Total	24	Statutory Rape	0	0	0	0
Offense Total	32	Aggravated Assault	3	0	0	0
Group A Crimes per 100,000 population	N/A	Simple Assault	4	1	0	0
		Intimidation	0	0	0	0
		Human Trafficking, Commercial Sex Acts	0	0	0	0
		Human Trafficking, Involuntary Servitude	0	0	0	0
Arrest Overview		Crimes Against Property				
Total Arrests	34	Arson	0	0	0	0
Adult Arrests	34	Bribery	0	0	0	0
Juvenile Arrests	0	Burglary/Breaking & Entering	0	0	0	0
Unknown Age	0	Counterfeiting/Forgery	2	1	0	0
Arrests per 100,000 population	N/A	Destruction/Damage/Vandalism of Property	0	0	0	0
		Embezzlement	0	0	0	0
		Extortion/Blackmail	0	0	0	0
		False Pretenses/Swindle/Confidence Game	0	0	0	0
		Credit Card/Automatic Teller Fraud	0	0	0	0
		Impersonation	2	0	0	0
		Welfare Fraud	0	0	0	0
		Wire Fraud	0	0	0	0
		Identity Theft	0	0	0	0
		Hacking/Computer Invasion	0	0	0	0
		Robbery	0	0	0	0
		Pocket-picking	0	0	0	0
		Purse-snatching	0	0	0	0
		Shoplifting	0	0	0	0
		Theft From Building	0	0	0	0
		Theft From Coin Operated Machine or Device	0	0	0	0
		Theft From Motor Vehicle	0	0	0	0
		Theft of Motor Vehicle Parts/Accessories	0	0	0	0
		All Other Larceny	0	0	0	0
		Motor Vehicle Theft	1	1	0	0
		Stolen Property Offenses	0	0	0	0
		Crimes Against Society				
		Drug/Narcotic Violations	17	14	0	0
		Drug Equipment Violations	1	0	0	0
		Betting/Wagering	0	0	0	0
		Operating/Promoting/Assisting Gambling	0	0	0	0
		Gambling Equipment Violations	0	0	0	0
		Sports Tampering	0	0	0	0
		Pornography/Obscene Material	0	0	0	0
		Prostitution	0	0	0	0
		Assisting or Promoting Prostitution	0	0	0	0
		Purchasing Prostitution	0	0	0	0
		Weapon Law Violations	1	0	0	0
		Animal Cruelty	0	0	0	0
		Total Group A Offenses	32	17	0	0
Group B Arrests						
Offense	Adult	Juvenile				
Bad Checks	0	0				
Curfew/Loitering/Vagrancy Violations	0	0				
Disorderly Conduct	0	0				
Driving Under the Influence	12	0				
Drunkenness	1	0				
Family Offenses (Nonviolent)	0	0				
Liquor Law Violations	0	0				
Peeping Tom	0	0				
Runaway	0	0				
Trespass of Real Property	0	0				
All Other Offenses	4	0				
Total Group B	17	0				

(*) Offenses are counted using the FBI Units of Count for Crime

(**) The 'Arrests' column shows arrests made for incidents during the selected period, regardless of arrest date. Arrest counts for the same period may change over time.

State Police - Williamsburg - VA130SP00 - NIBRS Agency Crime Overview - 2018

2018 Population Estimate	N/A	Offenses (*)		Arrests (**)	
		Group A Offenses	Reported	Adult	Juvenile
Law Enforcement Employees		Crimes Against Persons			
Sworn Male	0	Murder and Nonnegligent Manslaughter	0	0	0
Sworn Female	0	Negligent Manslaughter	0	0	0
Civilian Male	0	Kidnapping/Abduction	0	0	0
Civilian Female	0	Forcible Rape	0	0	0
Total:	0	Forcible Sodomy	0	0	0
		Sexual Assault With An Object	0	0	0
		Forcible Fondling	0	0	0
Offense Overview		Incest	0	0	0
Incident Total	4	Statutory Rape	0	0	0
Offense Total	4	Aggravated Assault	0	0	0
Group A Crimes per 100,000 population	N/A	Simple Assault	0	0	0
		Intimidation	0	0	0
		Human Trafficking, Commercial Sex Acts	0	0	0
		Human Trafficking, Involuntary Servitude	0	0	0
Arrest Overview		Crimes Against Property			
Total Arrests	1	Arson	0	0	0
Adult Arrests	1	Bribery	0	0	0
Juvenile Arrests	0	Burglary/Breaking & Entering	0	0	0
Unknown Age	0	Counterfeiting/Forgery	0	0	0
Arrests per 100,000 population	N/A	Destruction/Damage/Vandalism of Property	0	0	0
		Embezzlement	0	0	0
		Extortion/Blackmail	0	0	0
		False Pretenses/Swindle/Confidence Game	1	0	0
		Credit Card/Automatic Teller Fraud	1	0	0
		Impersonation	0	0	0
		Welfare Fraud	0	0	0
		Wire Fraud	0	0	0
		Identity Theft	0	0	0
		Hacking/Computer Invasion	0	0	0
		Robbery	0	0	0
		Pocket-picking	0	0	0
		Purse-snatching	0	0	0
		Shoplifting	0	0	0
		Theft From Building	0	0	0
		Theft From Coin Operated Machine or Device	0	0	0
		Theft From Motor Vehicle	0	0	0
		Theft of Motor Vehicle Parts/Accessories	0	0	0
		All Other Larceny	1	0	0
		Motor Vehicle Theft	0	0	0
		Stolen Property Offenses	0	0	0
		Crimes Against Society			
		Drug/Narcotic Violations	1	1	0
		Drug Equipment Violations	0	0	0
		Betting/Wagering	0	0	0
		Operating/Promoting/Assisting Gambling	0	0	0
		Gambling Equipment Violations	0	0	0
		Sports Tampering	0	0	0
		Pornography/Obscene Material	0	0	0
		Prostitution	0	0	0
		Assisting or Promoting Prostitution	0	0	0
		Purchasing Prostitution	0	0	0
		Weapon Law Violations	0	0	0
		Animal Cruelty	0	0	0
		Total Group A Offenses	4	1	0

(*) Offenses are counted using the FBI Units of Count for Crime

(**) The 'Arrests' column shows arrests made for incidents during the selected period, regardless of arrest date. Arrest counts for the same period may change over time.

State Police - Winchester - VA131SP00 - NIBRS Agency Crime Overview - 2018

2018 Population Estimate	N/A	Offenses (*)		Arrests (**)	
		Group A Offenses	Reported	Adult	Juvenile
Law Enforcement Employees		Crimes Against Persons			
Sworn Male	0	Murder and Nonnegligent Manslaughter	0	0	0
Sworn Female	0	Negligent Manslaughter	0	0	0
Civilian Male	0	Kidnapping/Abduction	0	0	0
Civilian Female	0	Forcible Rape	0	0	0
Total:	0	Forcible Sodomy	0	0	0
		Sexual Assault With An Object	0	0	0
		Forcible Fondling	0	0	0
Offense Overview		Incest	0	0	0
Incident Total	152	Statutory Rape	0	0	0
Offense Total	155	Aggravated Assault	0	0	0
Group A Crimes per 100,000 population	N/A	Simple Assault	1	1	0
		Intimidation	0	0	0
		Human Trafficking, Commercial Sex Acts	0	0	0
		Human Trafficking, Involuntary Servitude	0	0	0
Arrest Overview		Crimes Against Property			
Total Arrests	27	Arson	0	0	0
Adult Arrests	27	Bribery	0	0	0
Juvenile Arrests	0	Burglary/Breaking & Entering	0	0	0
Unknown Age	0	Counterfeiting/Forgery	1	0	0
Arrests per 100,000 population	N/A	Destruction/Damage/Vandalism of Property	0	0	0
		Embezzlement	0	0	0
		Extortion/Blackmail	0	0	0
		False Pretenses/Swindle/Confidence Game	8	0	0
		Credit Card/Automatic Teller Fraud	0	0	0
		Impersonation	0	0	0
		Welfare Fraud	0	0	0
		Wire Fraud	0	0	0
		Identity Theft	0	0	0
		Hacking/Computer Invasion	0	0	0
		Robbery	0	0	0
		Pocket-picking	0	0	0
		Purse-snatching	0	0	0
		Shoplifting	0	0	0
		Theft From Building	0	0	0
		Theft From Coin Operated Machine or Device	0	0	0
		Theft From Motor Vehicle	0	0	0
		Theft of Motor Vehicle Parts/Accessories	0	0	0
		All Other Larceny	3	0	0
		Motor Vehicle Theft	0	0	0
		Stolen Property Offenses	0	0	0
		Crimes Against Society			
		Drug/Narcotic Violations	140	23	0
		Drug Equipment Violations	0	0	0
		Betting/Wagering	0	0	0
		Operating/Promoting/Assisting Gambling	0	0	0
		Gambling Equipment Violations	0	0	0
		Sports Tampering	0	0	0
		Pornography/Obscene Material	0	0	0
		Prostitution	0	0	0
		Assisting or Promoting Prostitution	0	0	0
		Purchasing Prostitution	0	0	0
		Weapon Law Violations	2	1	0
		Animal Cruelty	0	0	0
		Total Group A Offenses	155	25	0
Group B Arrests					
Offense	Adult	Juvenile			
Bad Checks	0	0			
Curfew/Loitering/Vagrancy Violations	0	0			
Disorderly Conduct	0	0			
Driving Under the Influence	0	0			
Drunkenness	1	0			
Family Offenses (Nonviolent)	0	0			
Liquor Law Violations	0	0			
Peeping Tom	0	0			
Runaway	0	0			
Trespass of Real Property	0	0			
All Other Offenses	1	0			
Total Group B	2	0			

(*) Offenses are counted using the FBI Units of Count for Crime

(**) The 'Arrests' column shows arrests made for incidents during the selected period, regardless of arrest date. Arrest counts for the same period may change over time.

State Police - Wise CO - VA096SP00 - NIBRS Agency Crime Overview - 2018

2018 Population Estimate	N/A	Offenses (*)		Arrests (**)	
		Group A Offenses	Reported	Adult	Juvenile
Law Enforcement Employees		Crimes Against Persons			
Sworn Male	0	Murder and Nonnegligent Manslaughter	1	0	0
Sworn Female	0	Negligent Manslaughter	0	0	0
Civilian Male	0	Kidnapping/Abduction	0	0	0
Civilian Female	0	Forcible Rape	2	0	0
Total:	0	Forcible Sodomy	0	0	0
		Sexual Assault With An Object	0	0	0
		Forcible Fondling	1	0	0
Offense Overview		Incest	0	0	0
Incident Total	68	Statutory Rape	0	0	0
Offense Total	84	Aggravated Assault	5	1	0
Group A Crimes per 100,000 population	N/A	Simple Assault	2	1	0
		Intimidation	1	1	0
		Human Trafficking, Commercial Sex Acts	0	0	0
		Human Trafficking, Involuntary Servitude	0	0	0
Arrest Overview		Crimes Against Property			
Total Arrests	43	Arson	0	0	0
Adult Arrests	42	Bribery	0	0	0
Juvenile Arrests	1	Burglary/Breaking & Entering	0	0	0
Unknown Age	0	Counterfeiting/Forgery	2	1	0
Arrests per 100,000 population	N/A	Destruction/Damage/Vandalism of Property	1	0	0
		Embezzlement	0	0	0
		Extortion/Blackmail	0	0	0
		False Pretenses/Swindle/Confidence Game	13	4	0
		Credit Card/Automatic Teller Fraud	0	0	0
		Impersonation	4	3	0
		Welfare Fraud	0	0	0
		Wire Fraud	0	0	0
		Identity Theft	0	0	0
		Hacking/Computer Invasion	0	0	0
		Robbery	1	1	0
		Pocket-picking	0	0	0
		Purse-snatching	0	0	0
		Shoplifting	0	0	0
		Theft From Building	0	0	0
		Theft From Coin Operated Machine or Device	0	0	0
		Theft From Motor Vehicle	0	0	0
		Theft of Motor Vehicle Parts/Accessories	0	0	0
		All Other Larceny	5	0	0
		Motor Vehicle Theft	0	0	0
		Stolen Property Offenses	0	0	0
		Crimes Against Society			
		Drug/Narcotic Violations	34	14	0
		Drug Equipment Violations	2	1	0
		Betting/Wagering	0	0	0
		Operating/Promoting/Assisting Gambling	0	0	0
		Gambling Equipment Violations	0	0	0
		Sports Tampering	0	0	0
		Pornography/Obscene Material	1	1	0
		Prostitution	0	0	0
		Assisting or Promoting Prostitution	0	0	0
		Purchasing Prostitution	0	0	0
		Weapon Law Violations	9	0	1
		Animal Cruelty	0	0	0
		Total Group A Offenses	84	28	1

Group B Arrests	Adult	Juvenile
Bad Checks	0	0
Curfew/Loitering/Vagrancy Violations	0	0
Disorderly Conduct	0	0
Driving Under the Influence	7	0
Drunkenness	0	0
Family Offenses (Nonviolent)	0	0
Liquor Law Violations	0	0
Peeping Tom	0	0
Runaway	0	0
Trespass of Real Property	0	0
All Other Offenses	7	0
Total Group B	14	0

(*) Offenses are counted using the FBI Units of Count for Crime

(**) The 'Arrests' column shows arrests made for incidents during the selected period, regardless of arrest date. Arrest counts for the same period may change over time.

State Police - Wythe CO - VA097SP00 - NIBRS Agency Crime Overview - 2018

2018 Population Estimate	N/A	Offenses (*)		Arrests (**)	
		Group A Offenses	Reported	Adult	Juvenile
Law Enforcement Employees		Crimes Against Persons			
Sworn Male	0	Murder and Nonnegligent Manslaughter	0	0	0
Sworn Female	0	Negligent Manslaughter	0	0	0
Civilian Male	0	Kidnapping/Abduction	0	0	0
Civilian Female	0	Forcible Rape	0	0	0
Total:	0	Forcible Sodomy	1	0	0
		Sexual Assault With An Object	1	0	0
		Forcible Fondling	3	1	0
Offense Overview		Incest	0	0	0
Incident Total	138	Statutory Rape	1	1	0
Offense Total	160	Aggravated Assault	8	3	0
Group A Crimes per 100,000 population	N/A	Simple Assault	1	1	0
		Intimidation	2	1	0
		Human Trafficking, Commercial Sex Acts	0	0	0
		Human Trafficking, Involuntary Servitude	0	0	0
Arrest Overview		Crimes Against Property			
Total Arrests	125	Arson	3	1	0
Adult Arrests	125	Bribery	0	0	0
Juvenile Arrests	0	Burglary/Breaking & Entering	1	1	0
Unknown Age	0	Counterfeiting/Forgery	3	1	0
Arrests per 100,000 population	N/A	Destruction/Damage/Vandalism of Property	6	1	0
		Embezzlement	1	0	0
		Extortion/Blackmail	1	0	0
		False Pretenses/Swindle/Confidence Game	31	18	0
		Credit Card/Automatic Teller Fraud	1	0	0
		Impersonation	3	1	0
		Welfare Fraud	0	0	0
		Wire Fraud	0	0	0
		Identity Theft	0	0	0
		Hacking/Computer Invasion	0	0	0
		Robbery	1	0	0
		Pocket-picking	0	0	0
		Purse-snatching	0	0	0
		Shoplifting	1	0	0
		Theft From Building	0	0	0
		Theft From Coin Operated Machine or Device	0	0	0
		Theft From Motor Vehicle	0	0	0
		Theft of Motor Vehicle Parts/Accessories	0	0	0
		All Other Larceny	11	0	0
		Motor Vehicle Theft	0	0	0
		Stolen Property Offenses	2	2	0
		Crimes Against Society			
		Drug/Narcotic Violations	65	59	0
		Drug Equipment Violations	4	2	0
		Betting/Wagering	0	0	0
		Operating/Promoting/Assisting Gambling	0	0	0
		Gambling Equipment Violations	0	0	0
		Sports Tampering	0	0	0
		Pornography/Obscene Material	2	0	0
		Prostitution	0	0	0
		Assisting or Promoting Prostitution	0	0	0
		Purchasing Prostitution	0	0	0
		Weapon Law Violations	7	2	0
		Animal Cruelty	0	0	0
		Total Group A Offenses	160	95	0
Group B Arrests					
Offense	Adult	Juvenile			
Bad Checks	0	0			
Curfew/Loitering/Vagrancy Violations	0	0			
Disorderly Conduct	1	0			
Driving Under the Influence	20	0			
Drunkenness	1	0			
Family Offenses (Nonviolent)	0	0			
Liquor Law Violations	0	0			
Peeping Tom	0	0			
Runaway	0	0			
Trespass of Real Property	1	0			
All Other Offenses	7	0			
Total Group B	30	0			

(*) Offenses are counted using the FBI Units of Count for Crime

(**) The 'Arrests' column shows arrests made for incidents during the selected period, regardless of arrest date. Arrest counts for the same period may change over time.

State Police - York CO - VA098SP00 - NIBRS Agency Crime Overview - 2018

2018 Population Estimate	N/A	Offenses (*)		Arrests (**)	
		Group A Offenses	Reported	Adult	Juvenile
Law Enforcement Employees		Crimes Against Persons			
Sworn Male	0	Murder and Nonnegligent Manslaughter	0	0	0
Sworn Female	0	Negligent Manslaughter	0	0	0
Civilian Male	0	Kidnapping/Abduction	0	0	0
Civilian Female	0	Forcible Rape	0	0	0
Total:	0	Forcible Sodomy	0	0	0
		Sexual Assault With An Object	0	0	0
		Forcible Fondling	0	0	0
Offense Overview		Incest	0	0	0
Incident Total	42	Statutory Rape	0	0	0
Offense Total	47	Aggravated Assault	3	1	0
Group A Crimes per 100,000 population	N/A	Simple Assault	1	1	0
		Intimidation	1	0	0
		Human Trafficking, Commercial Sex Acts	0	0	0
		Human Trafficking, Involuntary Servitude	0	0	0
Arrest Overview		Crimes Against Property			
Total Arrests	107	Arson	0	0	0
Adult Arrests	107	Bribery	0	0	0
Juvenile Arrests	0	Burglary/Breaking & Entering	2	0	0
Unknown Age	0	Counterfeiting/Forgery	2	2	0
Arrests per 100,000 population	N/A	Destruction/Damage/Vandalism of Property	0	0	0
		Embezzlement	0	0	0
		Extortion/Blackmail	0	0	0
		False Pretenses/Swindle/Confidence Game	6	2	0
		Credit Card/Automatic Teller Fraud	0	0	0
		Impersonation	2	1	0
		Welfare Fraud	0	0	0
		Wire Fraud	0	0	0
		Identity Theft	0	0	0
		Hacking/Computer Invasion	0	0	0
		Robbery	0	0	0
		Pocket-picking	0	0	0
		Purse-snatching	0	0	0
		Shoplifting	0	0	0
		Theft From Building	0	0	0
		Theft From Coin Operated Machine or Device	0	0	0
		Theft From Motor Vehicle	0	0	0
		Theft of Motor Vehicle Parts/Accessories	0	0	0
		All Other Larceny	0	0	0
		Motor Vehicle Theft	1	0	0
		Stolen Property Offenses	0	0	0
		Crimes Against Society			
		Drug/Narcotic Violations	28	24	0
		Drug Equipment Violations	0	0	0
		Betting/Wagering	0	0	0
		Operating/Promoting/Assisting Gambling	0	0	0
		Gambling Equipment Violations	0	0	0
		Sports Tampering	0	0	0
		Pornography/Obscene Material	0	0	0
		Prostitution	0	0	0
		Assisting or Promoting Prostitution	0	0	0
		Purchasing Prostitution	0	0	0
		Weapon Law Violations	1	0	0
		Animal Cruelty	0	0	0
		Total Group A Offenses	47	31	0

Group B Arrests	Adult	Juvenile
Bad Checks	0	0
Curfew/Loitering/Vagrancy Violations	0	0
Disorderly Conduct	0	0
Driving Under the Influence	67	0
Drunkenness	0	0
Family Offenses (Nonviolent)	0	0
Liquor Law Violations	1	0
Peeping Tom	0	0
Runaway	0	0
Trespass of Real Property	0	0
All Other Offenses	8	0
Total Group B	76	0

(*) Offenses are counted using the FBI Units of Count for Crime

(**) The 'Arrests' column shows arrests made for incidents during the selected period, regardless of arrest date. Arrest counts for the same period may change over time.